

HARVARD CAPS HARRIS POLL



Field Dates: October 1-2, 2025



SURVEY METHOD

This survey was conducted online within the United States on **October 1-2, 2025**, among **2,413 registered voters** by The Harris Poll and HarrisX.

Respondents for this poll are recruited through opt-in, web-panel recruitment sampling. Recruitment occurs through a broad variety of professional, validated respondent panels to expand the sampling frame as wide as possible and minimize the impact of any given panel on recruiting methods.

Results are weighted for age within gender, region, race/ethnicity, marital status, household size, income, employment, education, political party, and political ideology where necessary to align them with their actual proportions in the population. Propensity score weighting was also used to adjust for respondents' propensity to be online. The margin of error for the total sample is +/- 1.99 pts on a 95% confidence level.

The poll was supervised by pollsters:

Mark Penn (Chairman, The Harris Poll)

Dritan Nesho (CEO, HarrisX)

Stephen Ansolabehere (Professor and CAPS Director Emeritus, Harvard University)

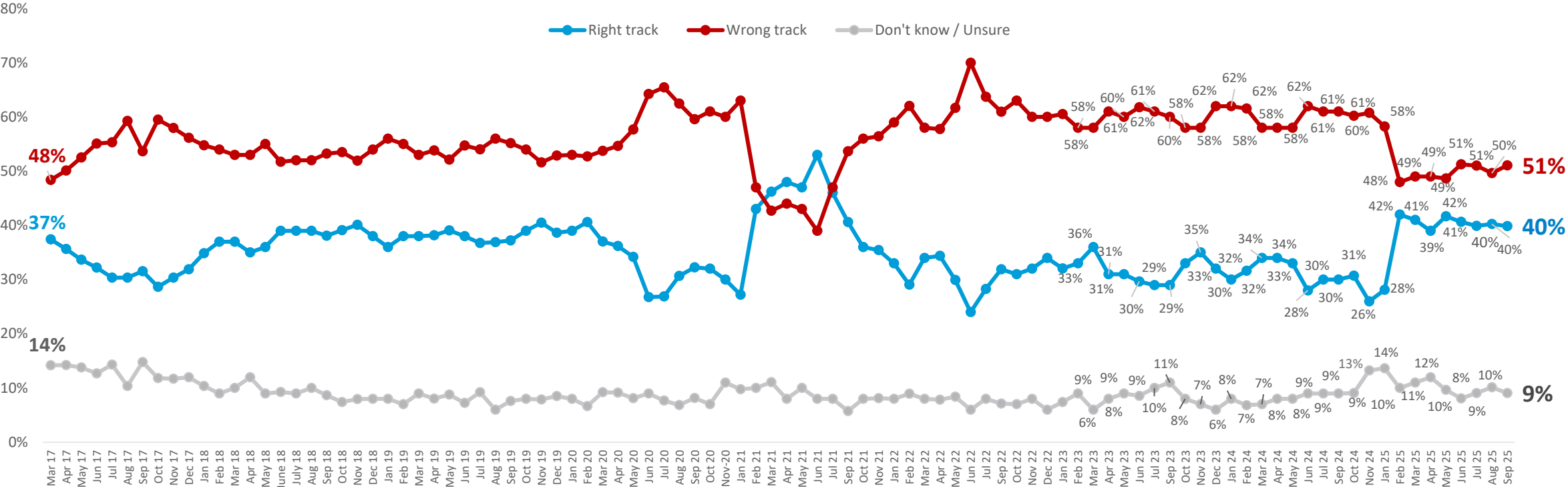
Approval and Mood of Country

STEADY FROM LAST MONTH, 40% SAY THE COUNTRY IS ON THE RIGHT TRACK

Country: Right Track / Wrong Track

% Who Say "Right Track"

	09/24	10/24	11/24	01/25	02/25	03/25	04/25	05/25	06/25	07/25	08/25	09/25
GOP	10%	15%	32%	34%	71%	72%	69%	76%	71%	73%	72%	71%
DEM	55%	52%	29%	30%	21%	17%	20%	17%	17%	19%	20%	19%
IND	22%	23%	17%	19%	31%	31%	27%	30%	31%	26%	26%	27%



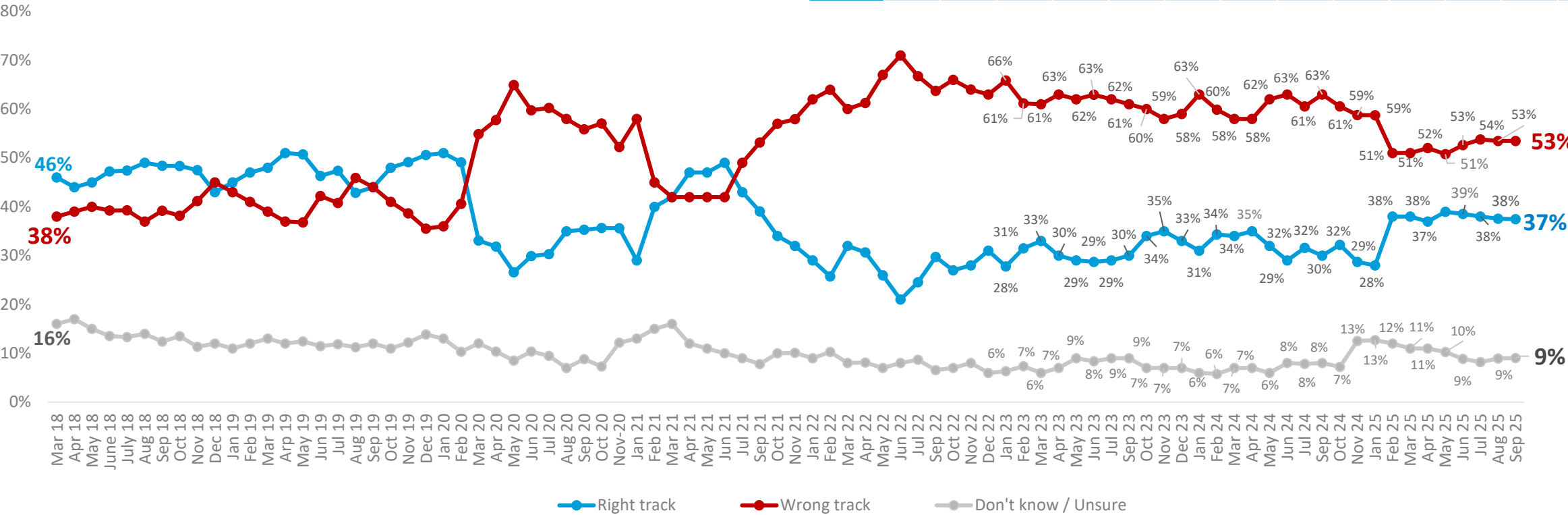
M1. In general, do you think the country is on the right track or is it off on the wrong track?

JUST 37% OF VOTERS SAY THE ECONOMY IS ON THE RIGHT TRACK

U.S. Economy: Right Track / Wrong Track

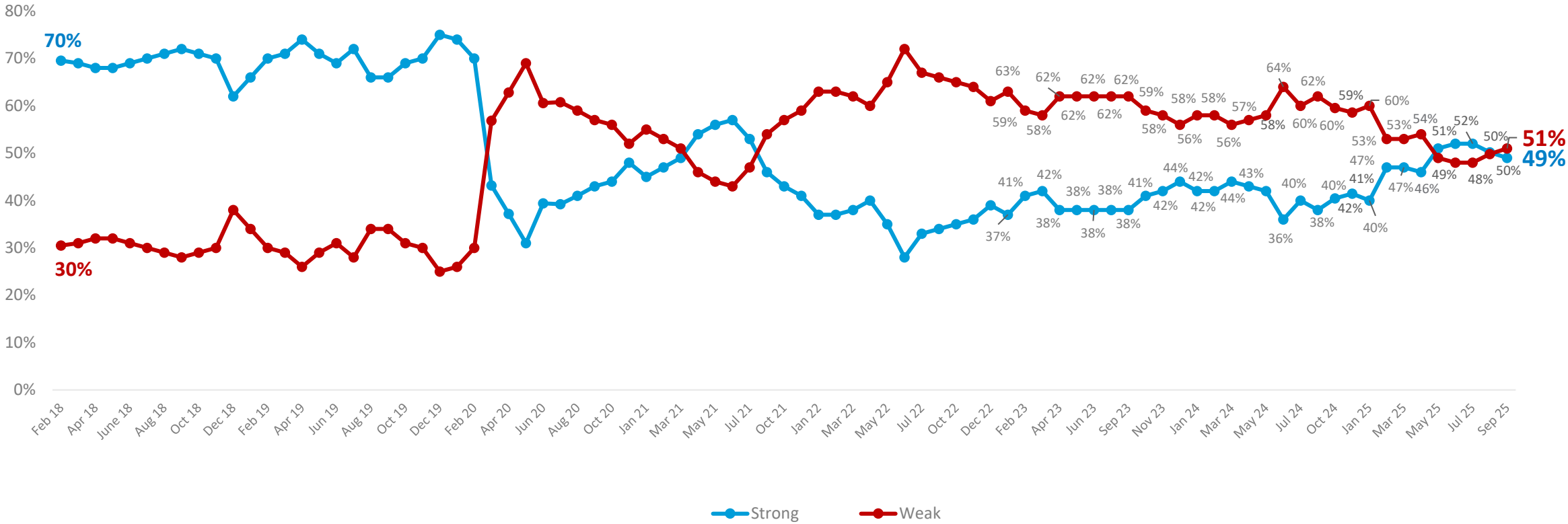
% Who Say “Right Track”

	07/24	09/24	10/24	11/24	01/25	02/25	03/25	04/25	05/25	06/25	07/25	08/25	09/25
GOP	11%	9%	13%	28%	30%	63%	67%	64%	72%	69%	70%	68%	66%
DEM	58%	54%	56%	38%	34%	20%	17%	18%	15%	15%	17%	17%	18%
IND	22%	23%	25%	21%	20%	27%	29%	26%	28%	29%	25%	26%	26%



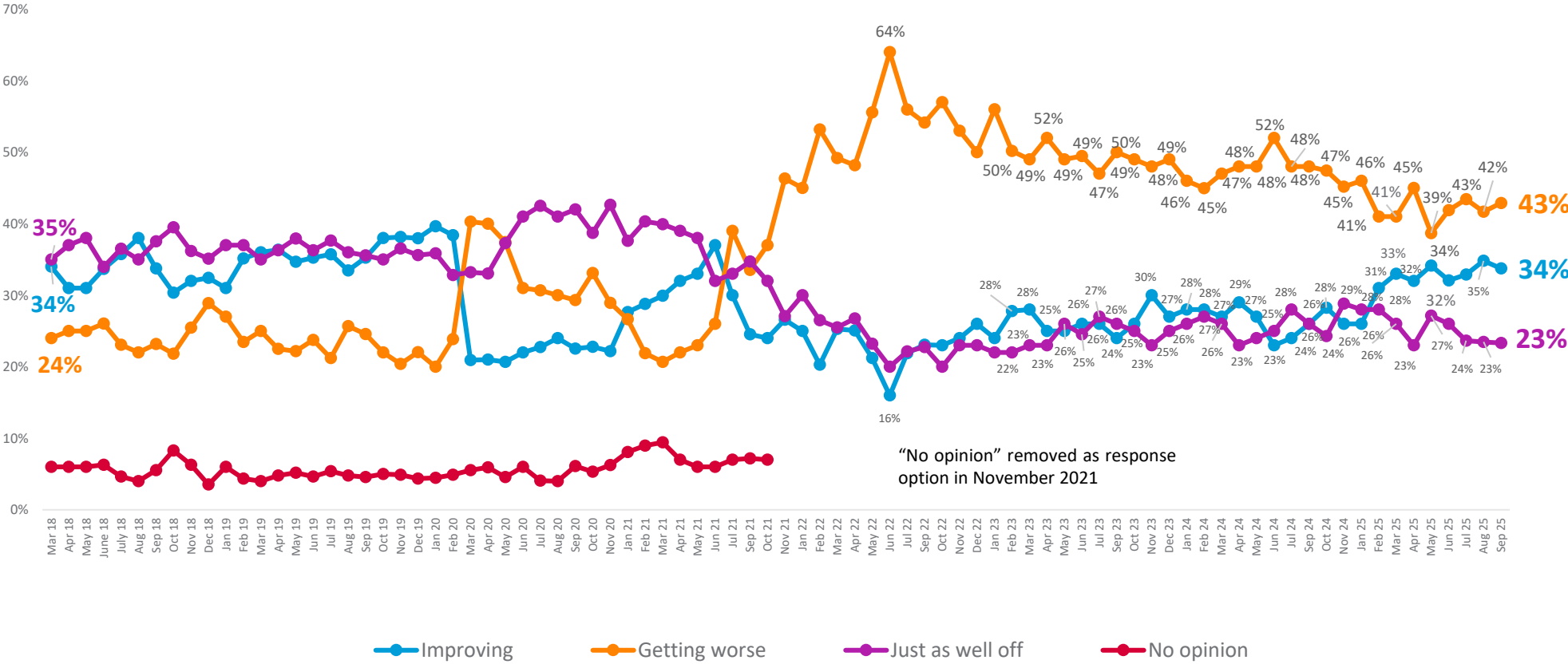
VOTERS ARE DIVIDED OVER WHETHER THE U.S. ECONOMY IS STRONG OR WEAK TODAY

How strong do you think the U.S. economy is today?



AROUND ONE THIRD OF VOTERS SAY THEIR PERSONAL FINANCIAL SITUATION IS IMPROVING

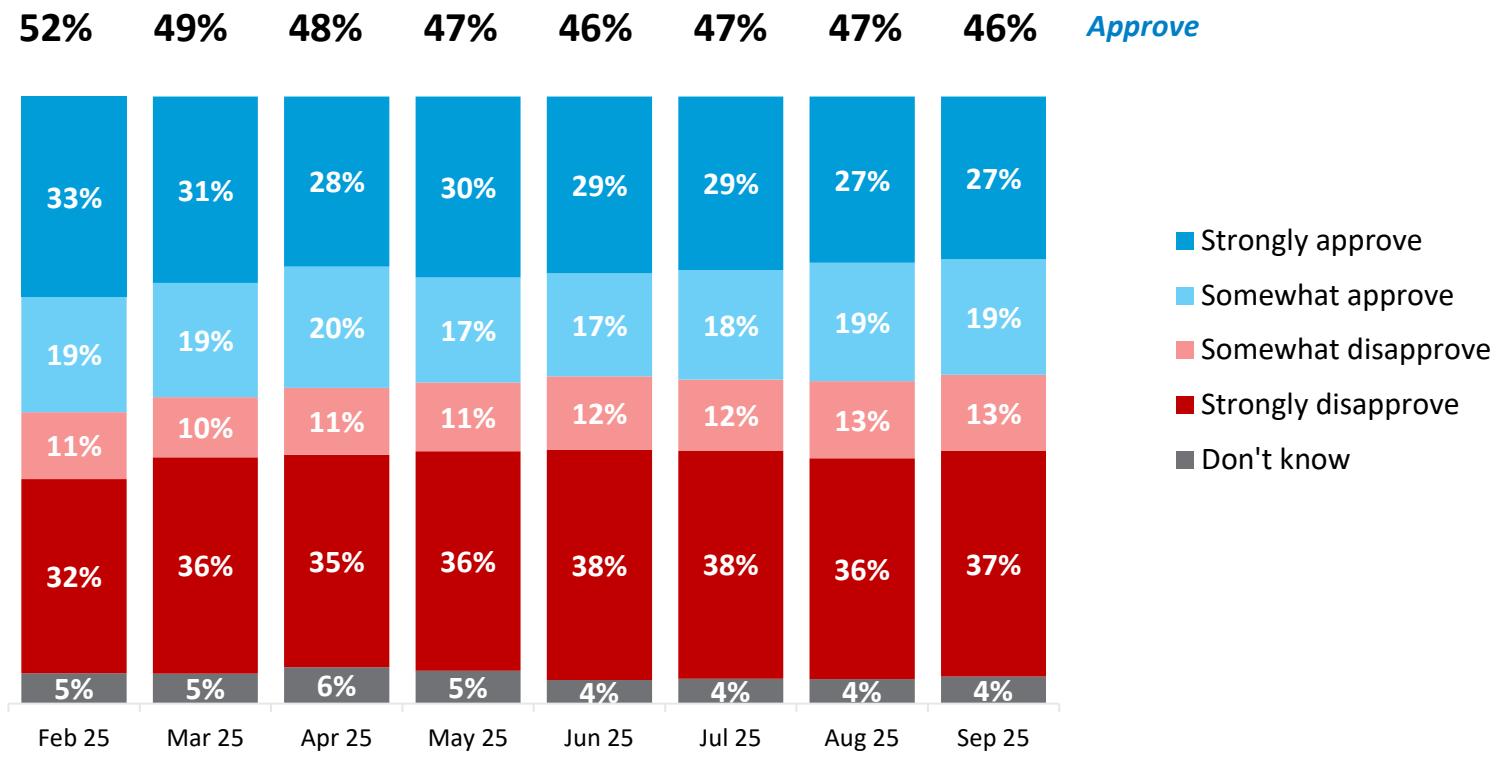
Would you say that your personal financial situation is improving or getting worse?



Row %	Improving	Getting worse
Total	34%	43%
DEM	25%	52%
GOP	51%	27%
IND/OTH	24%	51%
Male	41%	35%
Female	27%	50%
18-24	34%	52%
25-34	44%	40%
35-44	42%	38%
45-54	38%	40%
55-64	25%	50%
65+	23%	41%
White	35%	40%
Black or African American	34%	47%
Hispanic	31%	52%
Asian	27%	40%
Other	16%	63%
Urban	43%	38%
Suburban	30%	43%
Rural	27%	51%

TRUMP'S APPROVAL REMAINS FLAT, NOW AT 46%

Do you disapprove or approve of the job Donald J. Trump is doing as President of the United States?



Row %	Approve (NET)	Disapprove (NET)
Total	46%	50%
DEM	17%	82%
GOP	81%	16%
IND/OTH	37%	53%
Male	52%	45%
Female	41%	54%
18-24	38%	56%
25-34	48%	46%
35-44	54%	39%
45-54	48%	48%
55-64	42%	54%
65+	43%	56%
White	53%	43%
Black or African American	23%	69%
Hispanic	33%	61%
Asian	39%	51%
Other	41%	56%
Urban	47%	49%
Suburban	44%	52%
Rural	50%	46%

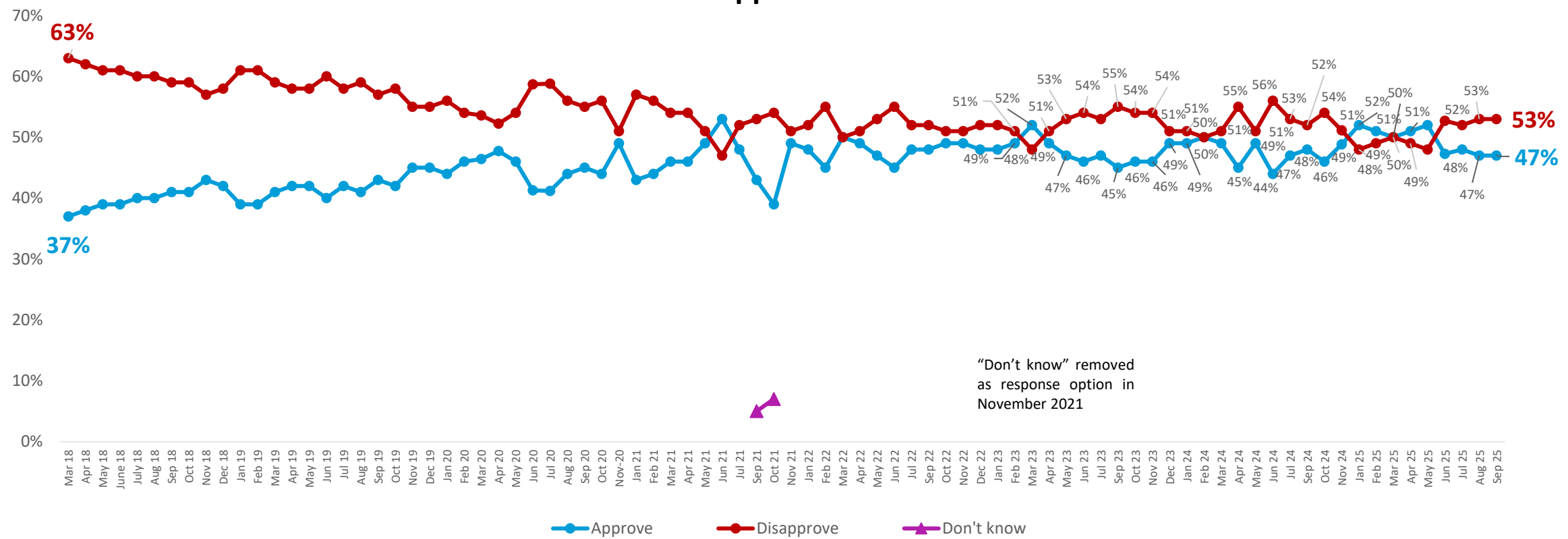
TRUMP APPROVAL IS NOW UNDERWATER ON ALL ISSUES EXCEPT FOR FIGHTING CRIME

Approve of Trump on... (Strongly or Somewhat Approve)

	Jan 25 (Biden)	Feb 25	Mar 25	Apr 25	May 25	Jun 25	July 25	Aug 25	Sep 25
The Economy	37%	49%	45%	43%	46%	44%	44%	44%	43%
Immigration	34%	56%	53%	51%	51%	49%	50%	50%	49%
Foreign Affairs	38%	48%	45%	44%	46%	45%	45%	44%	44%
Administering the Gov't	40%	49%	47%	47%	47%	45%	46%	45%	45%
Handling Inflation	34%	45%	43%	41%	43%	42%	42%	41%	40%
Reducing the Cost of the Government		53%	49%	50%	49%	46%	46%	46%	47%
Returning America to its Values		53%	49%	49%	51%	48%	50%	50%	48%
Tariffs and Trade Policy				41%	42%	41%	42%	41%	40%
Fighting crime in America's cities								51%	50%

GOP APPROVAL IS STEADY AT 47%

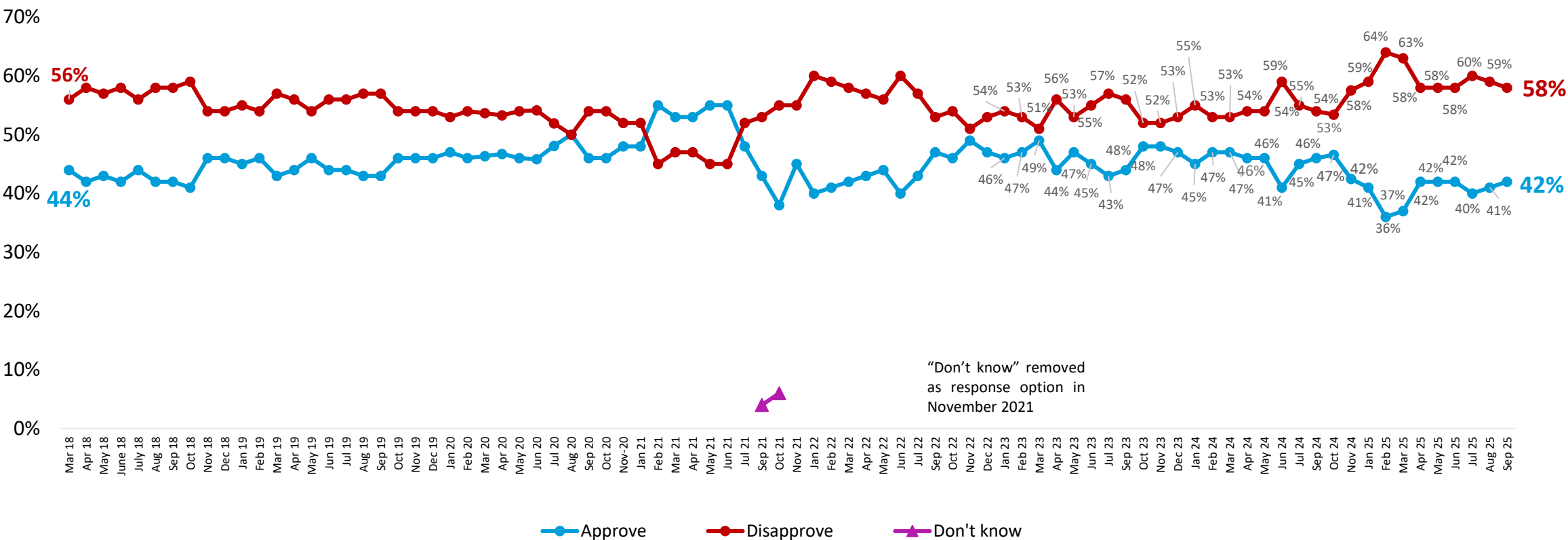
GOP Approval



Column %	Total	DEM	GOP	IND/OTH	Male	Female	18-24	25-34	35-44	45-54	55-64	65+	White	Black or African American	Hispanic	Asian	Other	Urban	Suburban	Rural
Approve (NET)	47%	18%	84%	36%	51%	43%	40%	54%	54%	50%	42%	40%	53%	28%	38%	37%	31%	48%	45%	50%
Disapprove (NET)	53%	82%	16%	64%	49%	57%	60%	46%	46%	50%	58%	60%	47%	72%	62%	63%	69%	52%	55%	50%

DEMOCRATIC PARTY APPROVAL IS 42%

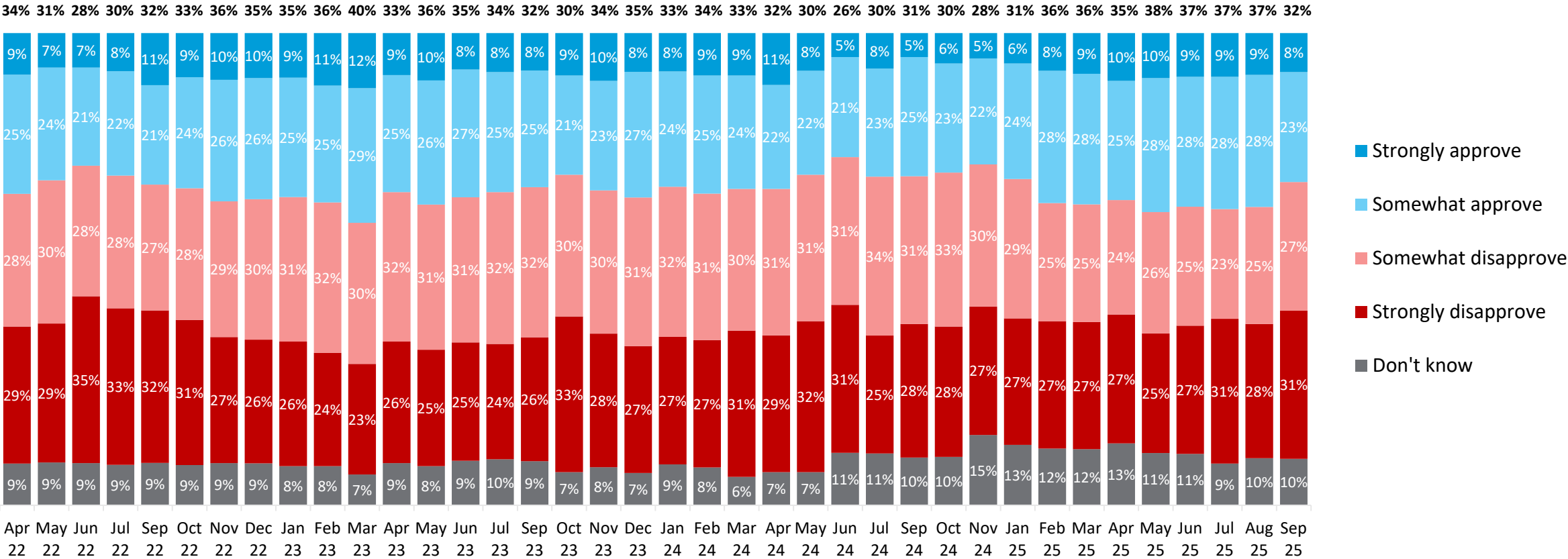
Democratic Party Approval



Column %	Total	DEM	GOP	IND/OTH	Male	Female	18-24	25-34	35-44	45-54	55-64	65+	White	Black or African American	Hispanic	Asian	Other	Urban	Suburban	Rural
Approve (NET)	42%	73%	23%	31%	41%	43%	48%	50%	47%	36%	35%	39%	37%	62%	44%	46%	51%	53%	38%	32%
Disapprove (NET)	58%	27%	77%	69%	59%	57%	52%	50%	53%	64%	65%	61%	63%	38%	56%	54%	49%	47%	62%	68%

CONGRESSIONAL APPROVAL DROPPED 5PTS TO 32%

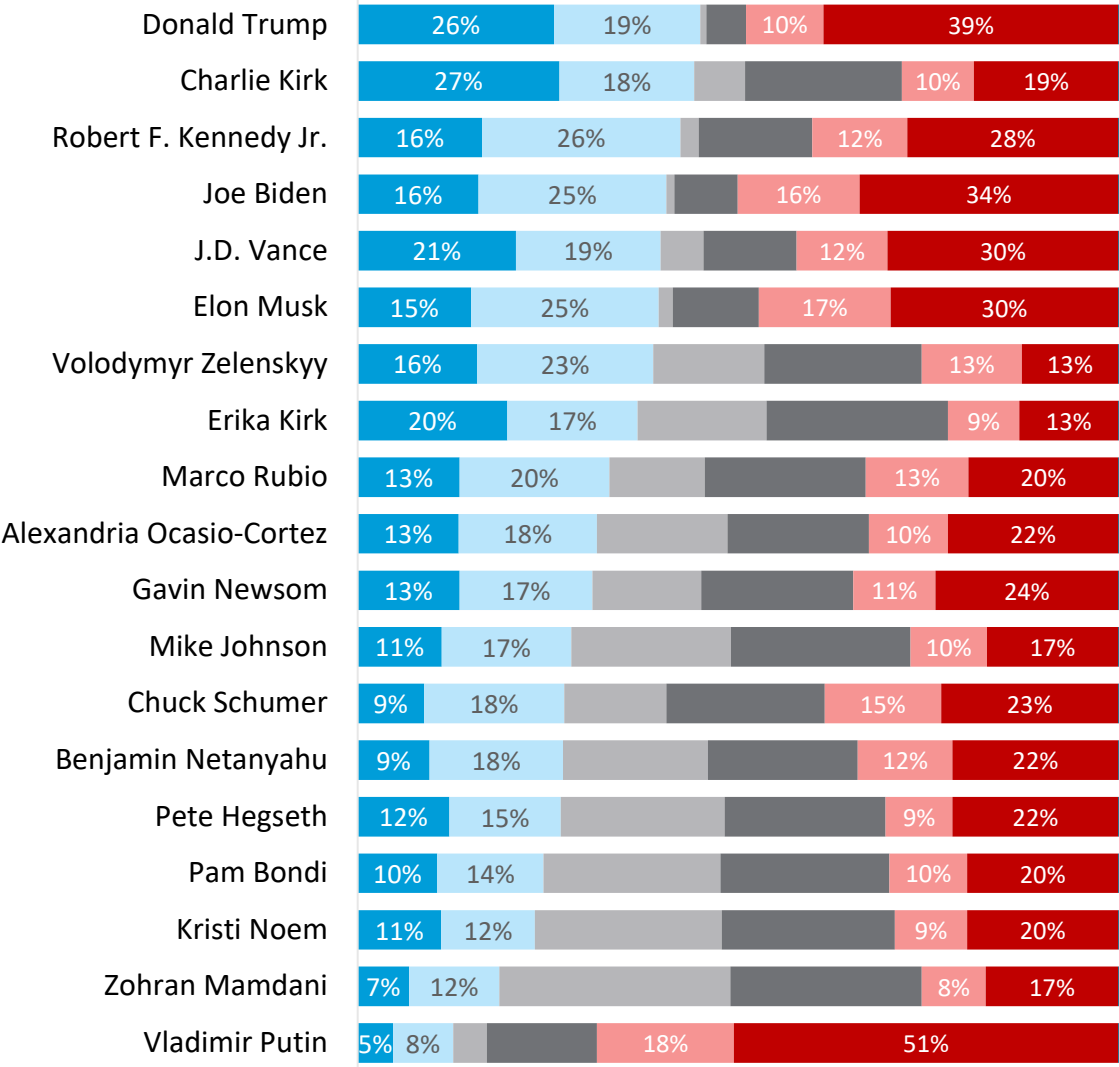
Do you approve or disapprove of the way Congress is doing its job?



CHARLIE AND ERIKA AND VOLODYMIR ZELENSKYYY ENJOY HIGHEST NET FAVORABILITY OF THE FIGURES TESTED

Favorability of Political Figures

- Very favorable
- Favorable
- Never heard of them
- No opinion
- Unfavorable
- Very unfavorable
- [HIDE ME] Favorable NET



	Favorable (NET)	Unfavorable (NET)	GAP
Donald Trump	45%	49%	-4%
Charlie Kirk	44%	28%	16%
Robert F. Kennedy Jr.	42%	40%	2%
Joe Biden	41%	50%	-9%
J.D. Vance	40%	42%	-2%
Elon Musk	40%	47%	-8%
Volodymyr Zelenskyy	39%	26%	13%
Erika Kirk	37%	22%	14%
Marco Rubio	33%	33%	0%
Alexandria Ocasio-Cortez	31%	33%	-1%
Gavin Newsom	31%	35%	-4%
Mike Johnson	28%	27%	1%
Chuck Schumer	27%	39%	-11%
Benjamin Netanyahu	27%	34%	-7%
Pete Hegseth	27%	31%	-4%
Pam Bondi	24%	30%	-6%
Kristi Noem	23%	29%	-6%
Zohran Mamdani	19%	26%	-7%
Vladimir Putin	13%	69%	-56%

U.S. MILITARY, THE POLICE, FACEBOOK, AND THE CDC ARE THE MOST POPULAR INSTITUTIONS TESTED

HARVARD CAPS
HARRIS POLL

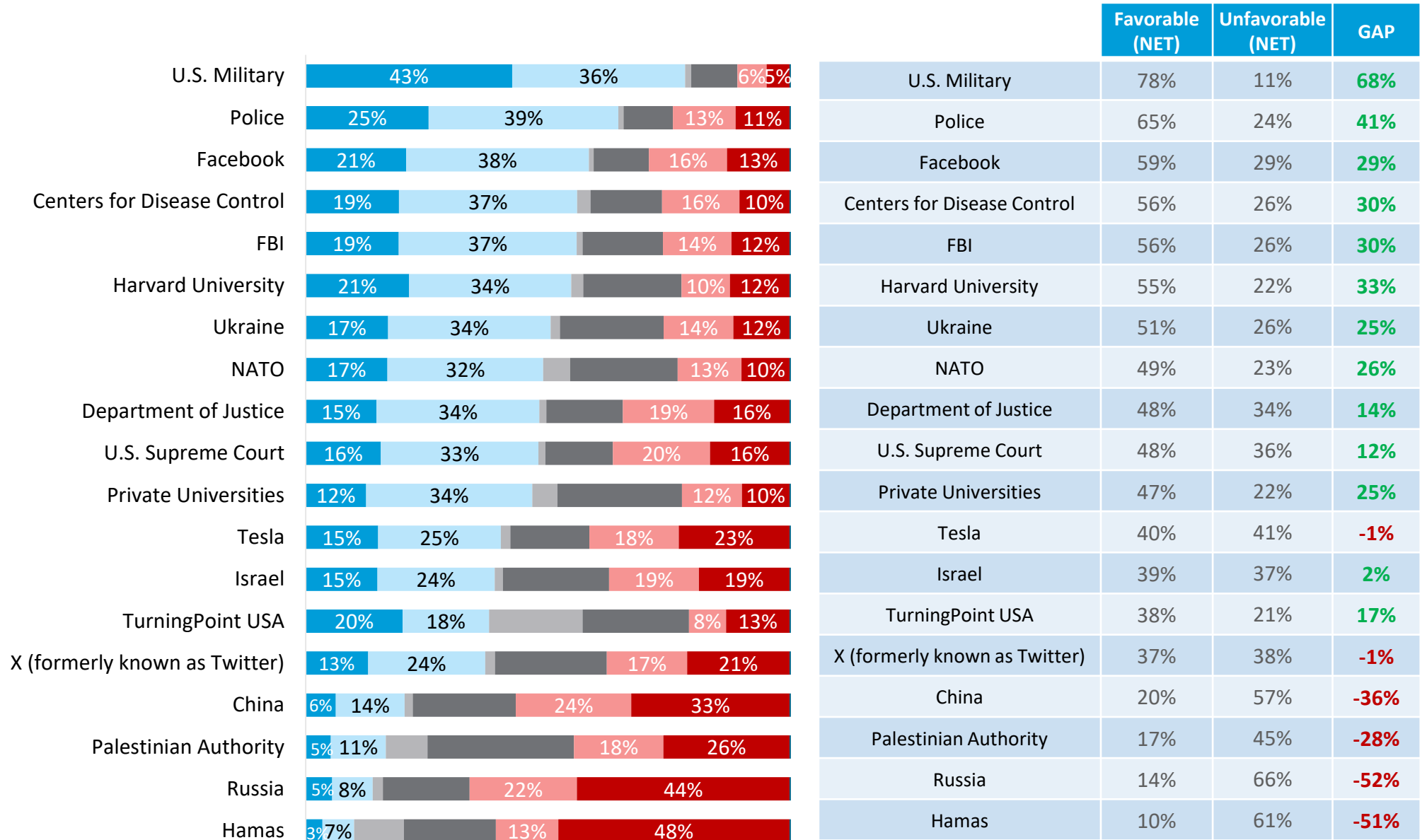
Favorability of Institutions

Very favorable

Favorable

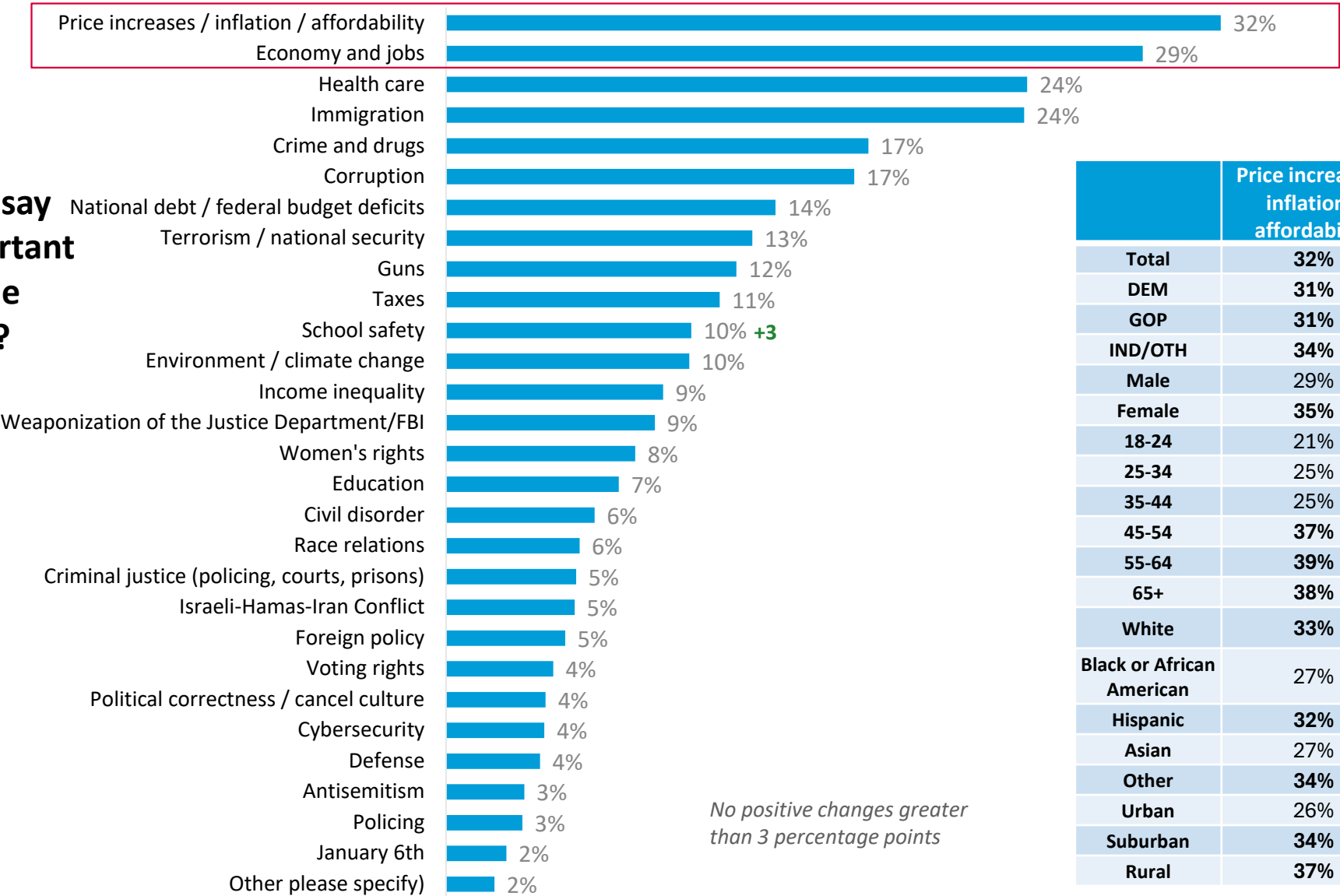
Never heard of them

No opinion



ECONOMIC ISSUES CONTINUE TO BE THE MOST SALIENT FOR VOTERS

What would you say
are the most important
issues facing the
country today?

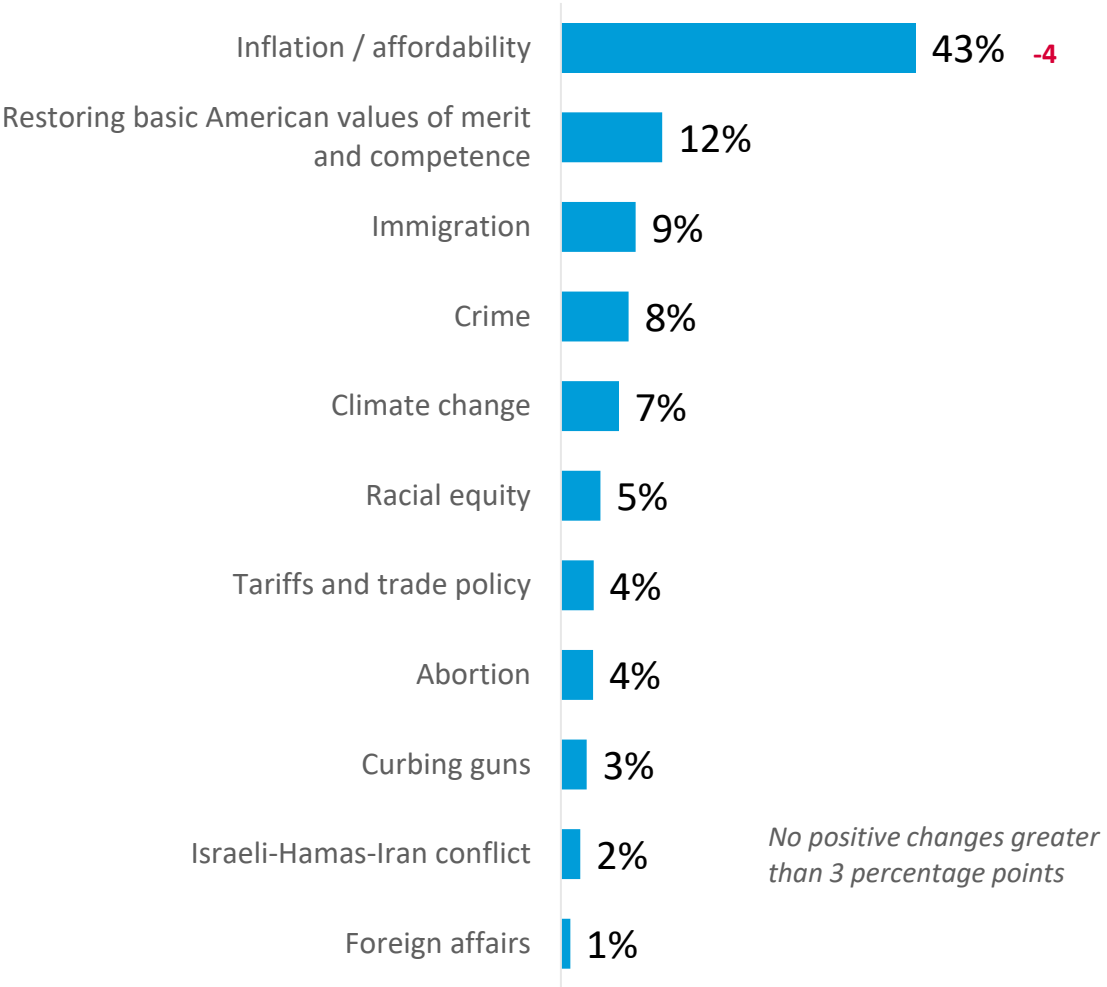


No positive changes greater
than 3 percentage points

	Price increases / inflation / affordability	Economy and jobs
Total	32%	29%
DEM	31%	25%
GOP	31%	29%
IND/OTH	34%	32%
Male	29%	30%
Female	35%	28%
18-24	21%	26%
25-34	25%	29%
35-44	25%	32%
45-54	37%	32%
55-64	39%	33%
65+	38%	21%
White	33%	28%
Black or African American	27%	33%
Hispanic	32%	27%
Asian	27%	30%
Other	34%	31%
Urban	26%	29%
Suburban	34%	29%
Rural	37%	28%

INFLATION REMAINS THE TOP ISSUE TO VOTERS PERSONALLY, THOUGH IT DROPPED 4PTS FROM LAST MONTH

Which of these issues is most important to you personally?



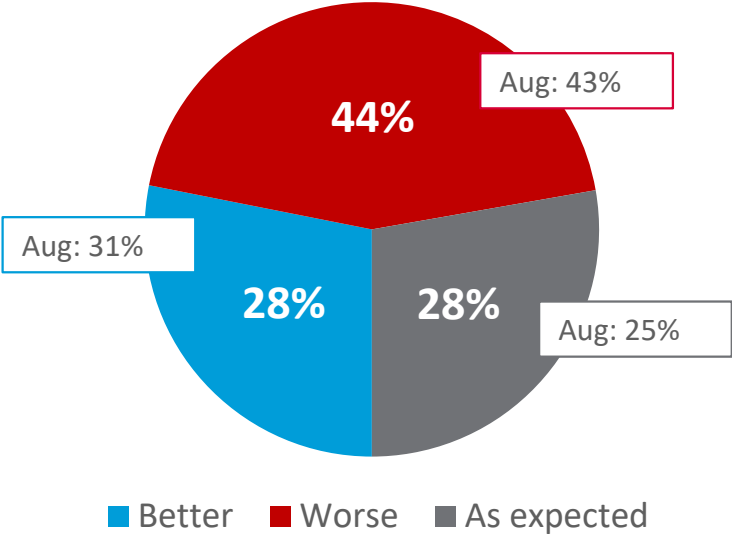
Column %	DEM	GOP	IND/OTH
Inflation / affordability	42%	40%	50%
Restoring basic American values of merit and competence	10%	16%	11%
Immigration	7%	15%	6%
Crime	7%	10%	7%
Climate change	10%	6%	6%
Racial equity	7%	2%	6%
Tariffs and trade policy	5%	3%	4%
Abortion	5%	3%	4%
Curbing guns	5%	2%	3%
Israeli-Hamas-Iran conflict	2%	3%	2%
Foreign affairs	1%	1%	2%

TRUMP PERFORMANCE

OVER 2 IN 5 VOTERS CONTINUE TO SAY TRUMP IS DOING WORSE THAN EXPECTED, BUT A THINNING MAJORITY SAY HE IS OUTPERFORMING BIDEN

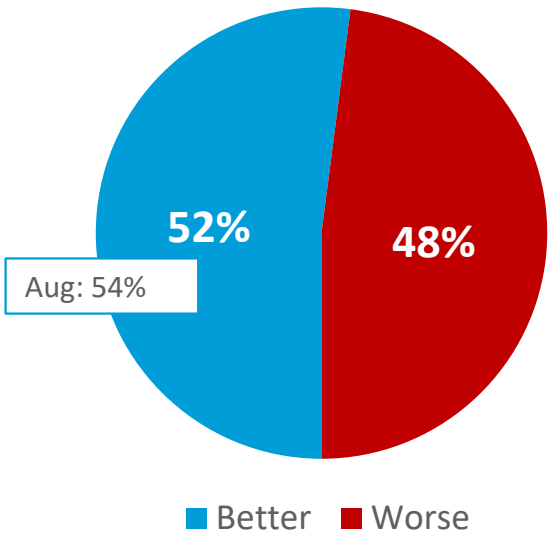
HARVARD CAPS
HARRIS POLL

Is Donald Trump doing better than you expected as president, worse or about what you expected?



Column %	DEM	GOP	IND/OTH
Better	11%	54%	18%
Worse	72%	16%	47%
As expected	18%	31%	35%

Do you think that Donald Trump is doing a better or worse job as Joe Biden did as President?



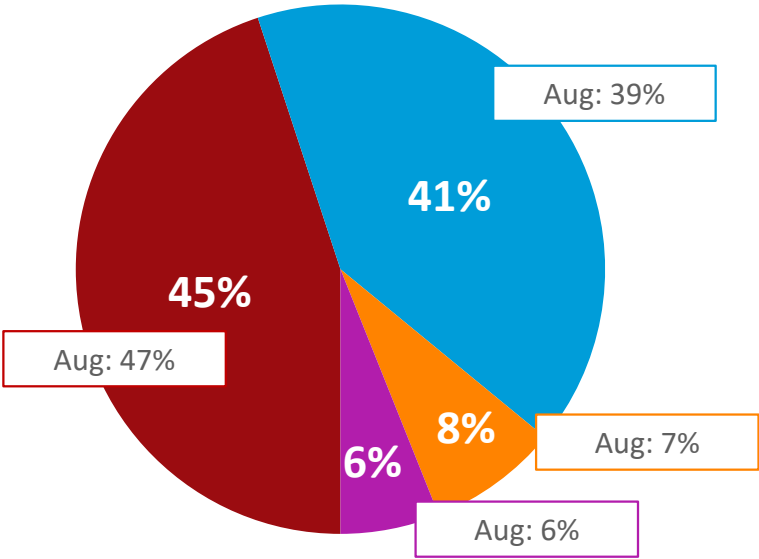
Column %	DEM	GOP	IND/OTH
Better	19%	87%	48%
Worse	81%	13%	52%

DJT01. Is Donald Trump doing better than you expected as president, worse or about what you expected?
DJT02. Do you think that Donald Trump is doing a better or worse job as Joe Biden did as president?

MOST VOTERS REMAIN SATISFIED WITH THEIR 2024 PRESIDENTIAL CHOICE

Would you say you are a Kamala Harris voter who wishes Harris won; a Donald Trump voter who wishes Harris won; a Harris voter who is now satisfied with Trump or a Trump voter satisfied with their choice?

- Trump voter satisfied with their choice
- Harris voter who wishes Harris won
- Trump voter who wishes Harris won
- Harris voter who is now satisfied with Trump

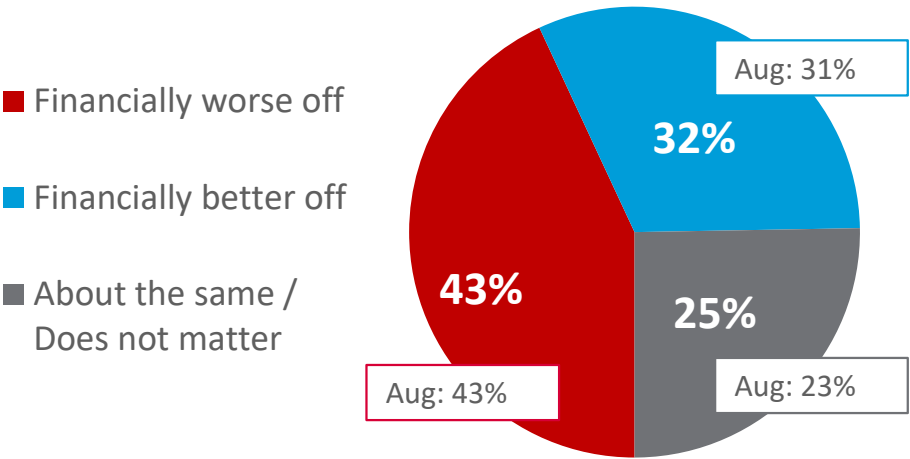


Column %	DEM	GOP	IND/OTH
Trump voter satisfied with their choice	9%	81%	43%
Harris voter who wishes Harris won	77%	7%	41%
Trump voter who wishes Harris won	8%	7%	9%
Harris voter who is now satisfied with Trump	6%	5%	8%

STEADY FROM AUGUST, A PLURALITY FEEL TRUMP’S POLICIES WILL MAKE THEM WORSE OFF, AND OVER HALF THINK THEY WILL INCREASE INFLATION

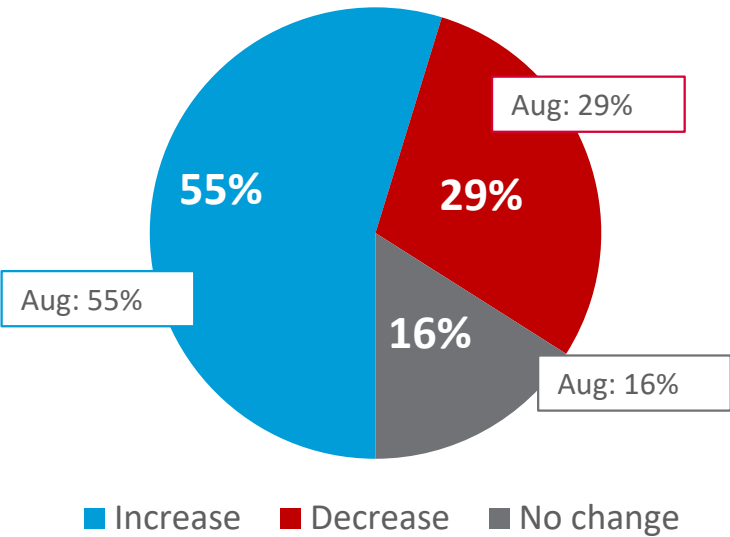
HARVARD CAPS
HARRIS POLL

Do you think Donald Trump’s policies will make you:



Column %	DEM	GOP	IND/OTH
Financially worse off	72%	13%	47%
Financially better off	13%	59%	21%
About the same / Does not matter	15%	28%	33%

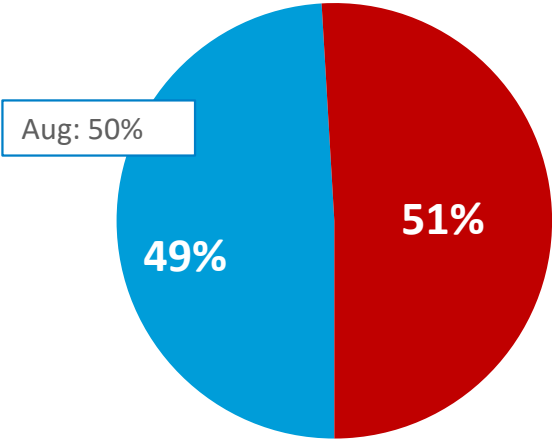
Do you think Donald Trump’s policies will make inflation:



Column %	DEM	GOP	IND/OTH
Increase	80%	29%	57%
Decrease	12%	51%	23%
No change	8%	20%	20%

VOTERS REMAIN DIVIDED OVER THE SUCCESS OF TRUMP’S DEALS, AND HALF BELIEVE TRUMP WILL REACH A TRADE DEAL WITH CHINA

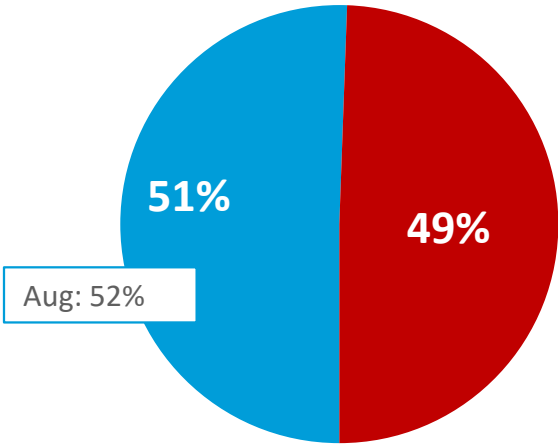
Do you think President Trump is making good deals on behalf of the country or do you think he is making bad deals just to appear successful?



■ Good deals ■ Bad deals

Column %	DEM	GOP	IND/OTH
Good deals	18%	83%	43%
Bad deals	82%	17%	57%

Do you think he will reach a trade deal with China or not?



■ Reach a deal ■ Not reach a deal

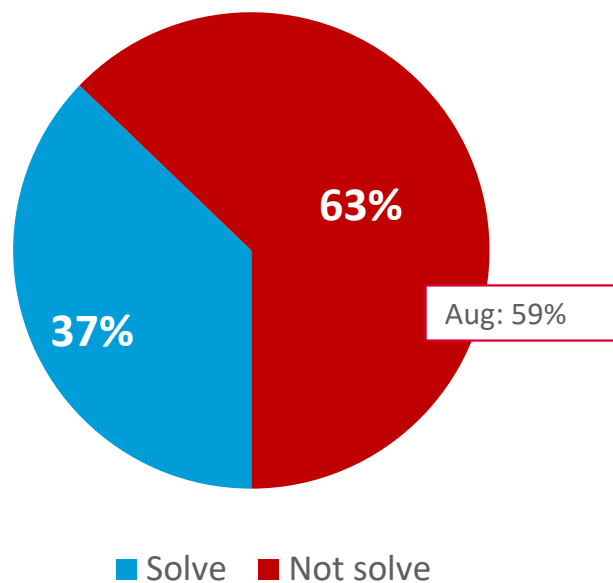
Column %	DEM	GOP	IND/OTH
Reach a deal	29%	75%	46%
Not reach a deal	71%	25%	54%

DJT0501. Do you think President Trump is making good deals on behalf of the country or do you think he is making bad deals just to appear successful?

DJT0502. Do you think he will reach a trade deal with China or not?

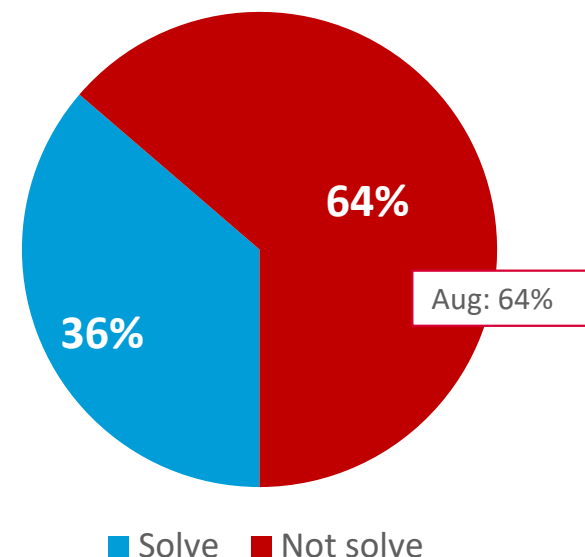
VOTERS DOUBT TRUMP'S ABILITY TO SOLVE GLOBAL CONFLICTS; 63% SKEPTICAL ON UKRAINE (+4PTS FROM AUG) AND 64% ON ISRAEL-HAMAS

Do you think Trump will solve the Ukraine war or not?



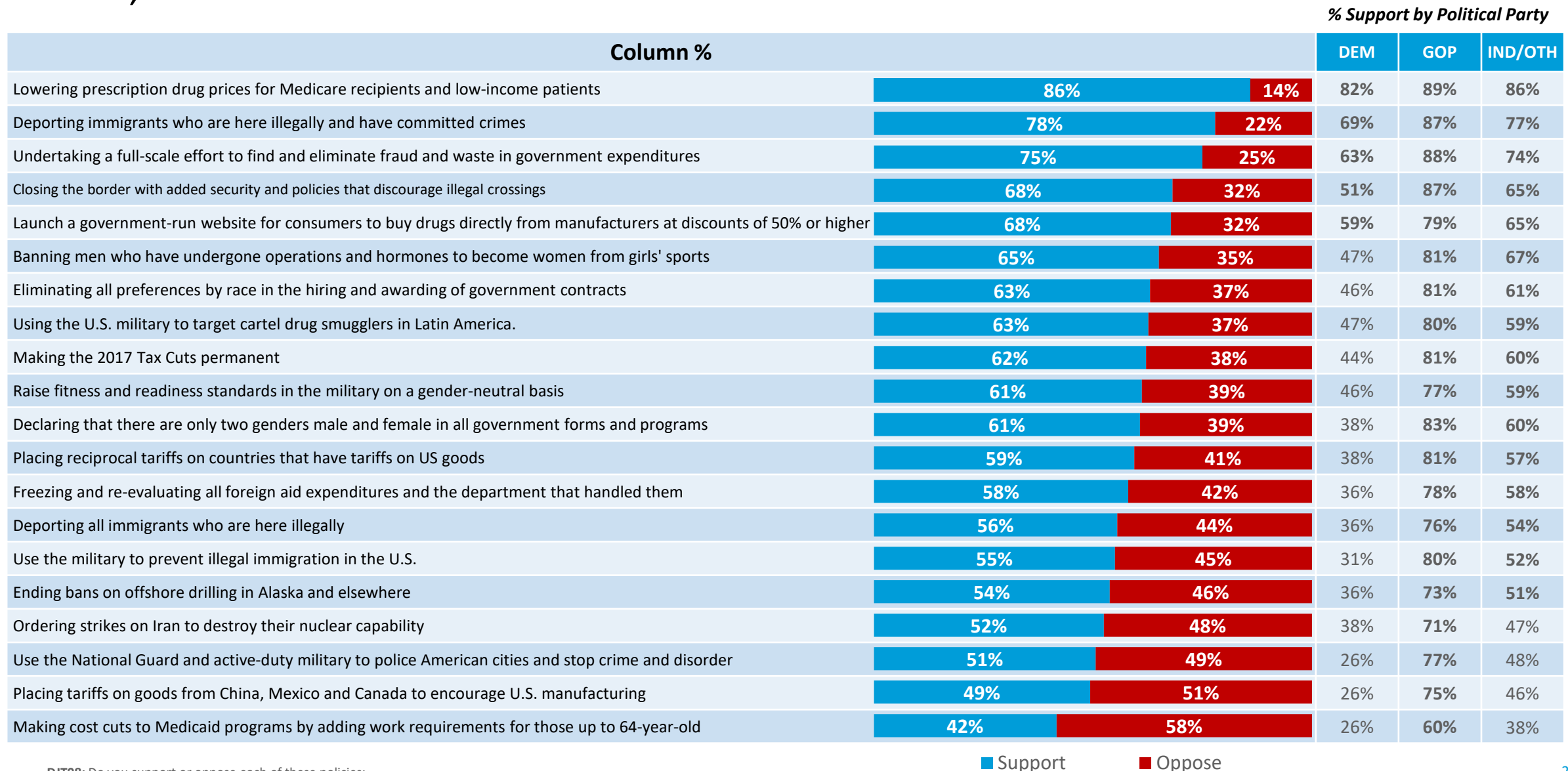
Column %	DEM	GOP	IND/OTH
Solve	18%	63%	29%
Not solve	82%	37%	71%

Do you think Trump will solve the Israel/Hamas war or not?



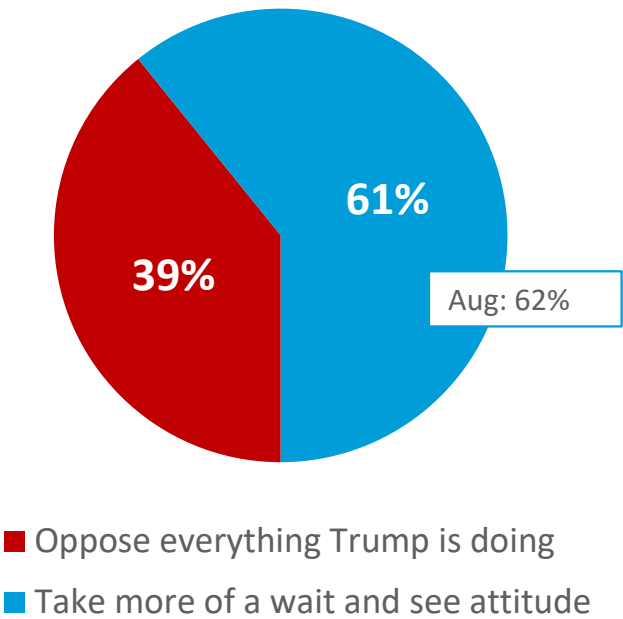
Column %	DEM	GOP	IND/OTH
Solve	16%	61%	30%
Not solve	84%	39%	70%

LOWERING DRUG PRICES, DEPORTING ILLEGAL IMMIGRANTS, CUTTING GOV'T WASTE ARE MOST SUPPORTED POLICIES. MEDICAID REQUIREMENTS, TARIFFS, AND DEPLOYING NAT'L GUARD ON CITIES ARE THE LEAST.



3 IN 5 VOTERS WANT DEMOCRATS TO TAKE A WAIT-AND-SEE APPROACH ON TRUMP'S ACTIONS

Do you think Democrats should oppose everything that Trump is doing or should they take more of a wait and see attitude towards his actions?

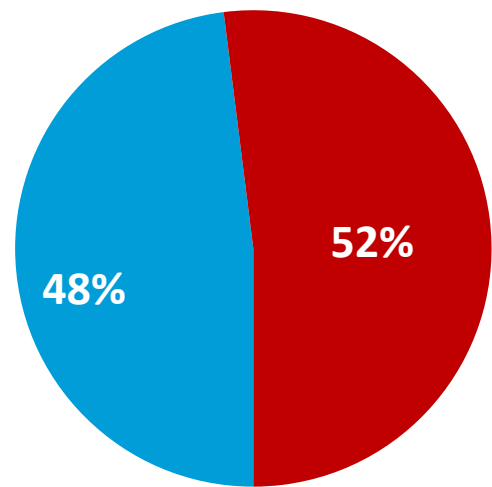


Column %	DEM	GOP	IND/OTH
Oppose everything Trump is doing	63%	17%	39%
Take more of a wait and see attitude	37%	83%	61%

VOTERS ARE SPLIT OVER WHETHER TRUMP IS A DICTATOR OR STRONG PRESIDENT; A SLIM MAJORITY SAY TRUMP HAS EXCEEDED HIS AUTHORITY

HARVARD CAPS
HARRIS POLL

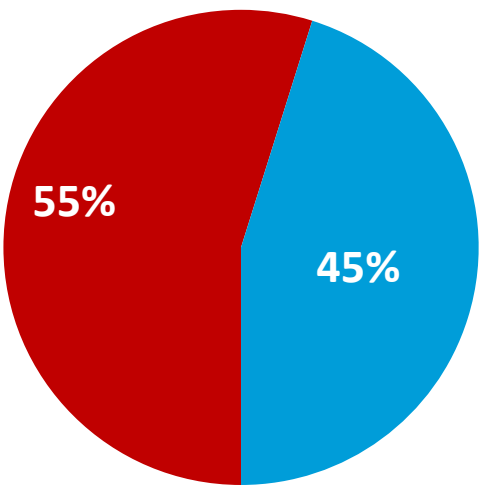
Would you say President Trump is operating like a fascist dictator or is he just a strong president?



■ Fascist dictator ■ Strong president

Column %	DEM	GOP	IND/OTH
Strong president	20%	86%	48%
Fascist dictator	80%	14%	52%

Do you think that President Trump has exceeded his authority as president or is operating within his authority as president?



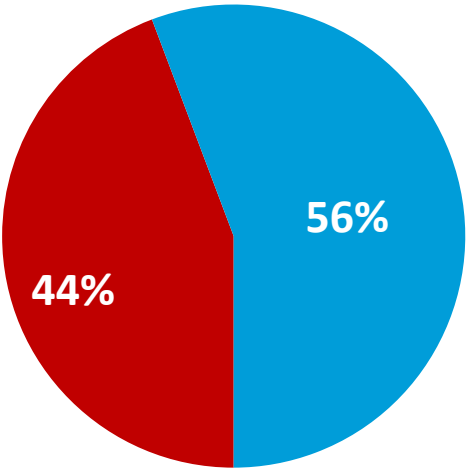
■ Exceeded his authority ■ Operating within his authority

Column %	DEM	GOP	IND/OTH
Exceeded his authority	83%	24%	59%
Operating within his authority	17%	76%	41%

DJT0901: Would you say President Trump is operating like a fascist dictator or is he just a strong president?
DJT0902: Do you think that President Trump has exceeded his authority as president or is operating within his authority as president?

A SMALL MAJORITY SAY TRUMP IGNORES COURTS, WHILE MOST SUPPORT SINKING DRUG BOATS

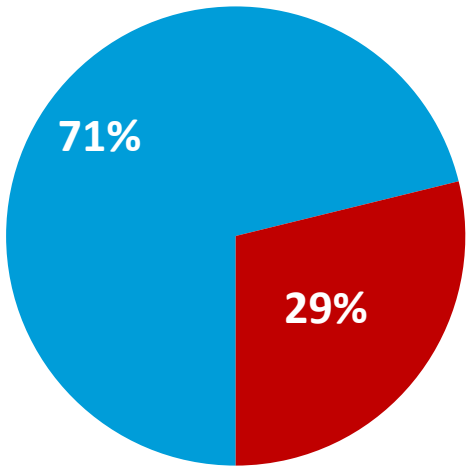
Do you think that President Trump is abiding by all court rulings or is he not abiding by all court rulings?



■ Abiding by all court rulings ■ Not abiding by all court rulings

Column %	DEM	GOP	IND/OTH
Not abiding by all court rulings	82%	23%	64%
Abiding by all court rulings	18%	77%	36%

Do you support or oppose the US destroying boats bringing drugs into the United States from South America?



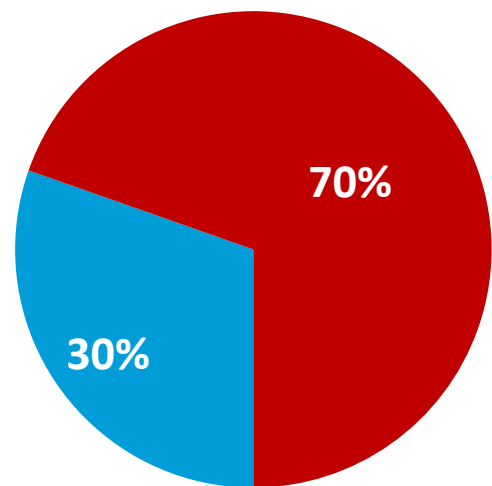
■ Support ■ Oppose

Column %	DEM	GOP	IND/OTH
Support	56%	89%	67%
Oppose	44%	11%	33%

GOVERNMENT SHUTDOWN

THERE IS BROAD OPPOSITION TO THE GOVERNMENT SHUTDOWN, WITH SLIM MAJORITY BLAMING THE REPUBLICANS

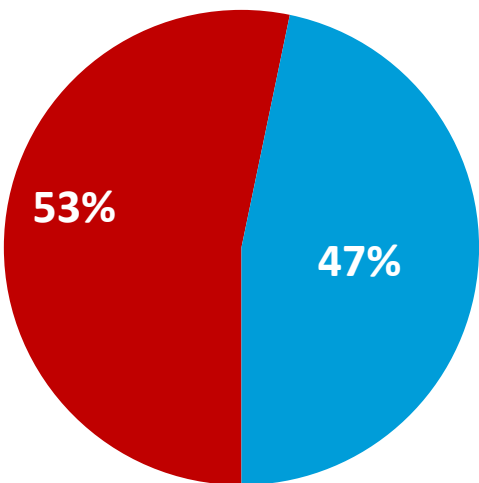
Do you support or oppose the government shutdown?



■ Support ■ Oppose

Column %	DEM	GOP	IND/OTH
Support	26%	39%	26%
Oppose	74%	61%	74%

Who would you say is more to blame for the current government shutdown - Republicans or Democrats?



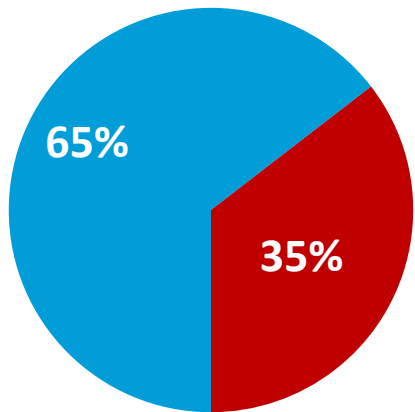
■ Republicans ■ Democrats

Column %	DEM	GOP	IND/OTH
Republicans	76%	31%	54%
Democrats	24%	69%	46%

MAJORITY SAY DEMOCRATS SHOULD END SHUTDOWN WITHOUT OBAMACARE FUNDS; SHUTDOWN DIVIDES IMPACT ON VOTE CHOICE ALONG PARTY LINES

HARVARD CAPS
HARRIS POLL

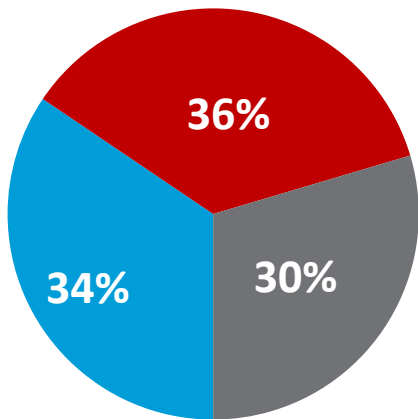
Should the Democrats end the shutdown by accepting a continuing resolution at current levels of expenditure until the actual spending bills are passed or should the Democrats hold out until they get additional funds for Obamacare?



- Accept a continuing resolution at current spending levels
- Hold out until they get additional funds for Obamacare

Column %	DEM	GOP	IND/OTH
Accept a continuing resolution at current spending levels	39%	90%	63%
Hold out until they get additional funds for Obamacare	61%	10%	37%

Does the government shutdown make you more likely to vote for the Democrats in the midterms, more likely to vote for the Republicans or does it not affect your vote?

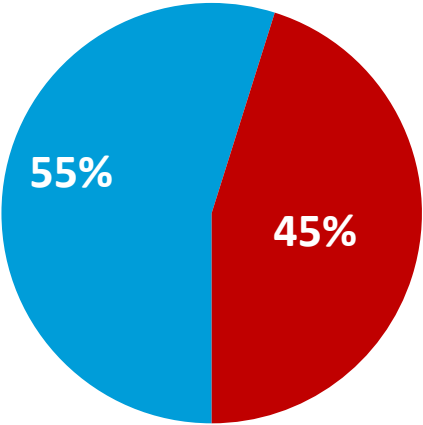


- More likely to vote Democrat
- More likely to vote Republican
- Does not affect my vote

Column %	DEM	GOP	IND/OTH
More likely to vote Democrat	70%	9%	26%
More likely to vote Republican	8%	73%	25%
Does not affect my vote	23%	19%	48%

MOST FEEL DEMOCRATS ARE MOTIVATED BY PLEASING THEIR BASE; AND OVER 3 IN 5 SAY REPUBLICANS WILL WIN THE SHUTDOWN

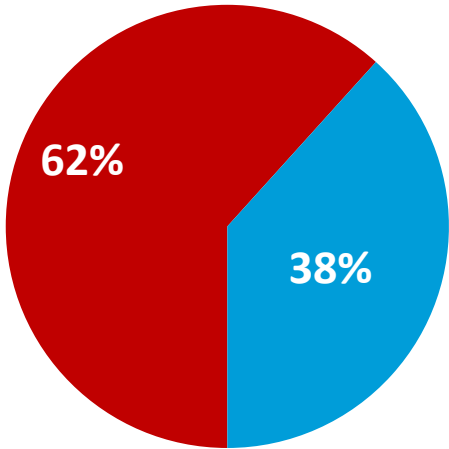
Do you think the Democrats behind the shutdown are just trying to please their base or have good reasons to shut the government down?



■ Pleasing their base
■ Have good reasons to shut the government down

Column %	DEM	GOP	IND/OTH
Pleasing their base	31%	80%	52%
Have good reasons to shut the government down	69%	20%	48%

Who do you think will win the government shutdown - the Democrats or the Republicans?



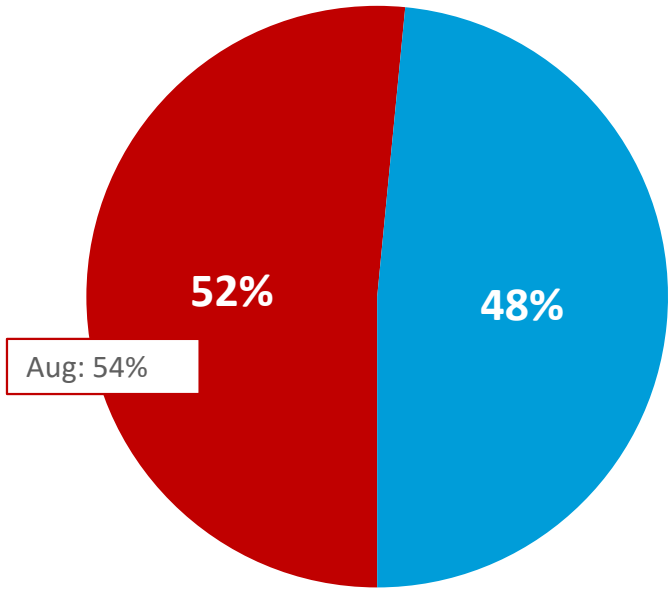
■ Republicans ■ Democrats

Column %	DEM	GOP	IND/OTH
Republicans	30%	92%	62%
Democrats	70%	8%	38%

ECONOMY & JOBS

TRUMP AND THE GOP ARE TRUSTED SLIGHTLY MORE THAN DEMOCRATS TO MANAGE THE ECONOMY

Who do you trust more to manage the economy - the Trump administration and Republicans or Democrats in Congress?

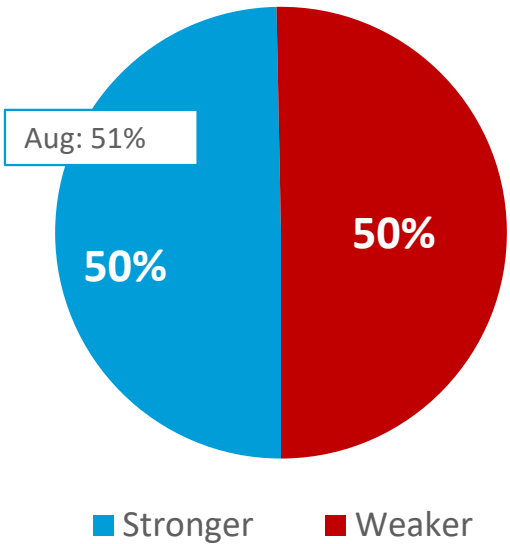


- Trump Administration and Republicans
- Democrats in Congress

Column %	DEM	GOP	IND/OTH
Trump Administration and Republicans	12%	90%	50%
Democrats in Congress	88%	10%	50%

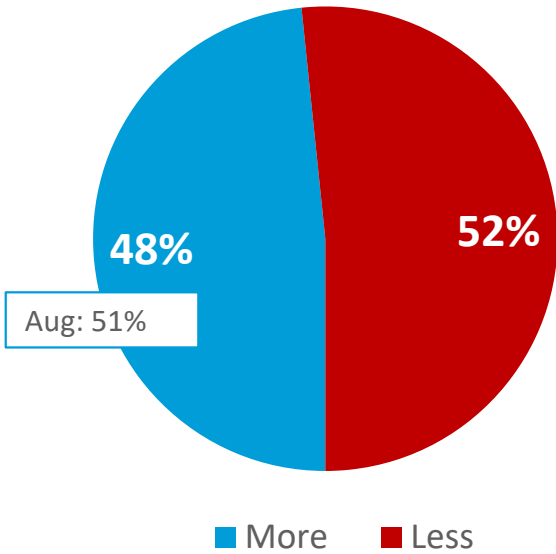
VOTERS ARE SPLIT OVER THE IMPACT OF TRUMP'S POLICIES ON THE ECONOMY AND JOBS

Do you think Donald Trump's policies are making the U.S. economy stronger or weaker?



Column %	DEM	GOP	IND/OTH
Stronger	18%	85%	44%
Weaker	82%	15%	56%

Are Donald Trump's policies leading to more or less jobs in the country?



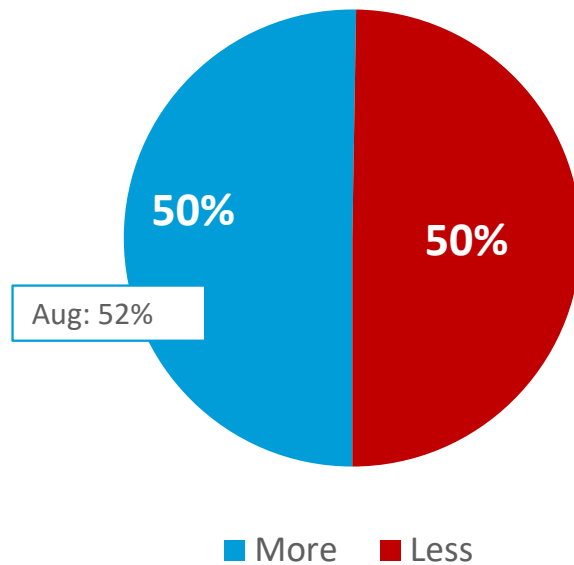
Column %	DEM	GOP	IND/OTH
More	17%	83%	42%
Less	83%	17%	58%

TE3: Do you think Donald Trump's policies are making the U.S. economy stronger or weaker?

TE4: Are Donald Trump's policies leading to more or less jobs in the country?

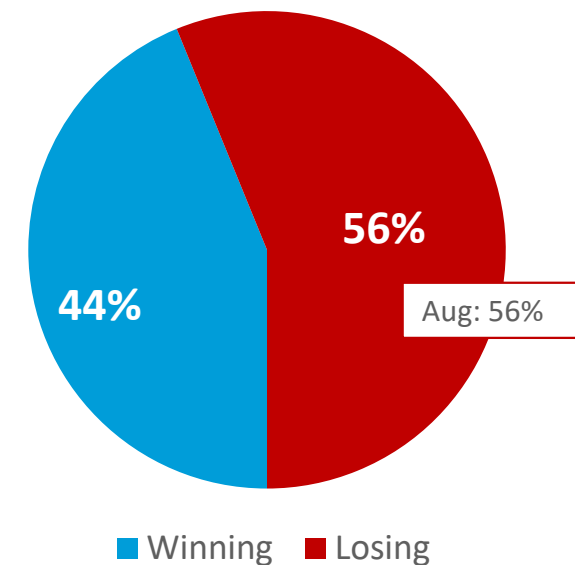
VOTERS ARE SPLIT ON THE IMPACT OF TRUMP'S POLICIES ON INVESTMENTS, AND MOST SAY TRUMP IS LOSING THE BATTLE AGAINST INFLATION

Are Donald Trump's policies leading to more or less investment in the country?



Column %	DEM	GOP	IND/OTH
More	19%	84%	45%
Less	81%	16%	55%

Is Donald Trump winning or losing the battle against inflation?



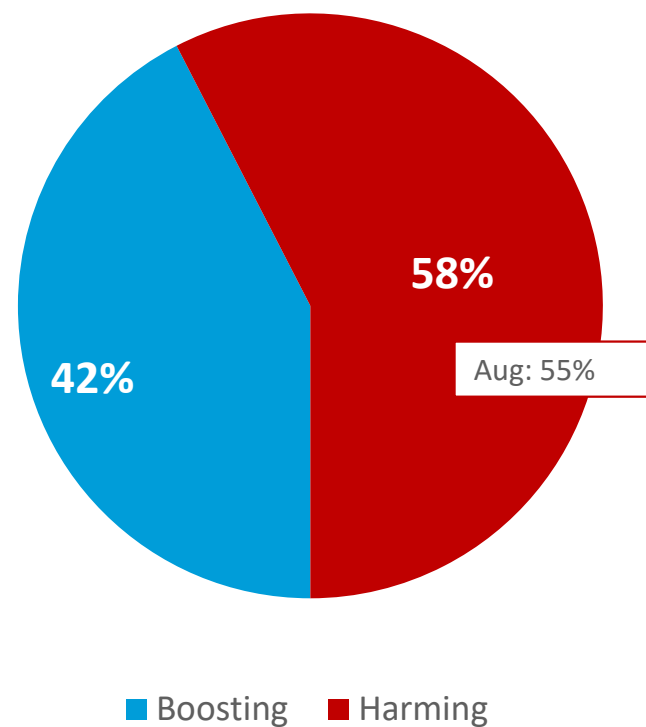
Column %	DEM	GOP	IND/OTH
Winning	17%	77%	35%
Losing	83%	23%	65%

TE5. Are Donald Trump's policies leading to more or less investment in the country?

TE9. Is Donald Trump winning or losing the battle against inflation?

A MAJORITY OF VOTERS THINK TRUMP’S TARIFFS ARE HARMING THE ECONOMY, UP 3PTS FROM AUGUST

Are Donald Trump's tariff policies boosting or harming the economy?

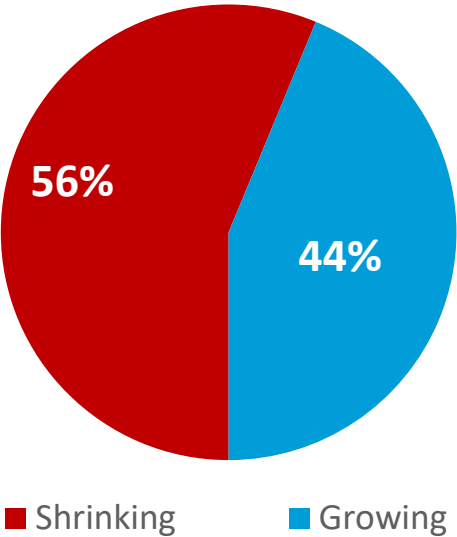


Column %	DEM	GOP	IND/OTH
Boosting	15%	77%	33%
Harming	85%	23%	67%

OVER HALF OF VOTERS THINK THE ECONOMY IS SHRINKING AND TWO-THIRDS SAY INFLATION IS ABOVE 3% A YEAR

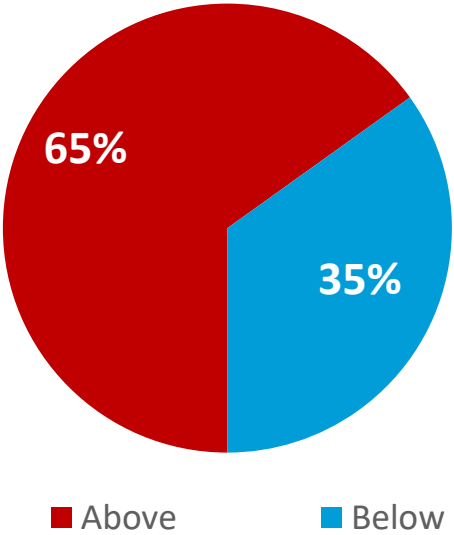
HARVARD CAPS
HARRIS POLL

Do you think the economy is shrinking or growing?



Column %	DEM	GOP	IND/OTH
Shrinking	79%	28%	64%
Growing	21%	72%	36%

Do you think inflation is above or below 3 per cent a year right now?




Column %	DEM	GOP	IND/OTH
Above	70%	62%	64%
Below	30%	38%	36%

TE11: Do you think the economy is shrinking or growing?
TE12: Do you think inflation is above or below 3 per cent a year right now?

36% SAY ECONOMY IS SHRINKING, ONLY 14% SEE GROWTH ABOVE 3%,
THOUGH HALF OF GOP VOTERS SEE MODERATE GROWTH OF 2-3%.

HARVARD CAPS
HARRIS POLL

Do you think the economy this year is shrinking, is growing by 1 percent, 2 percent, 3 percent, 4 percent or 5 percent?

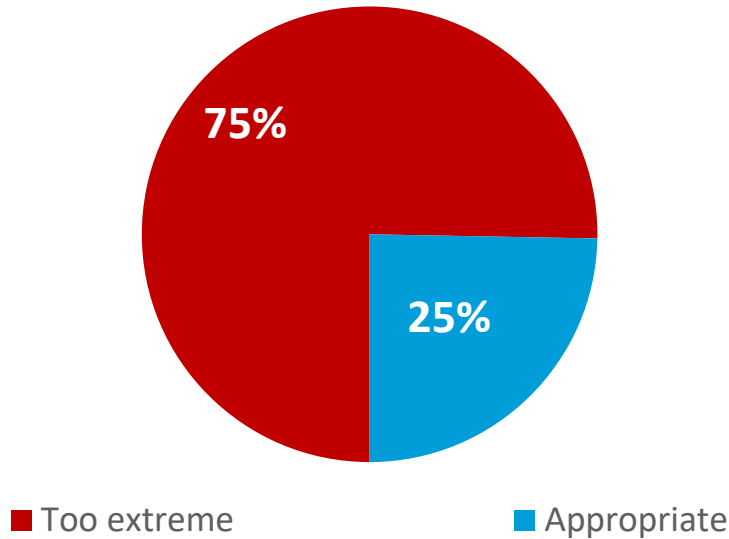


CHARLIE KIRK AND POLITICAL VIOLENCE

THERE IS BROAD CONSENSUS THAT POLITICAL RHETORIC HAS BECOME TOO EXTREME, INCLUDING TRUMP’S LANGUAGE

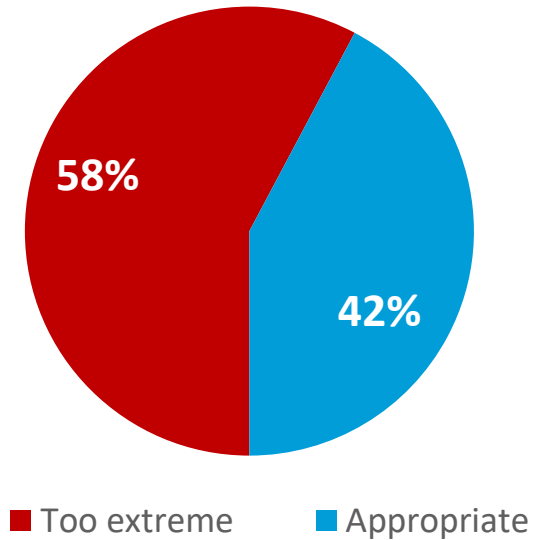
HARVARD CAPS
HARRIS POLL

Do you believe that the rhetoric of our politicians has become too extreme or do you believe that today's political rhetoric is appropriate?



Column %	DEM	GOP	IND/OTH
Too extreme	83%	65%	79%
Appropriate	17%	35%	21%

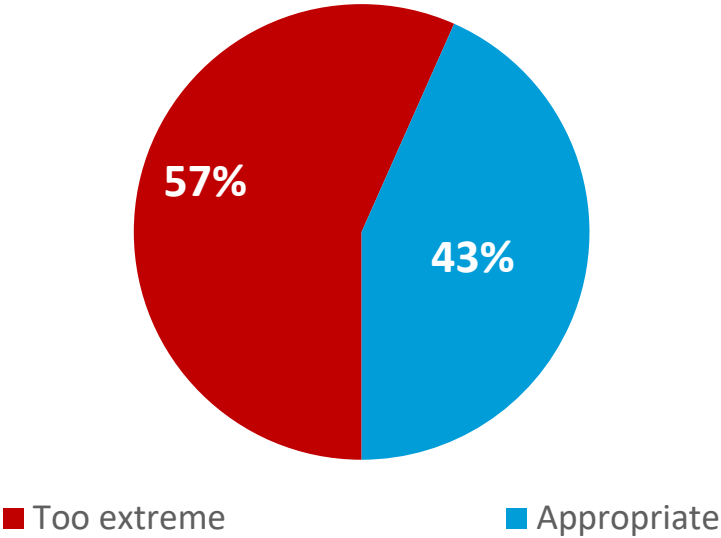
Is President Trump's rhetoric too extreme or appropriate?



Column %	DEM	GOP	IND/OTH
Too extreme	84%	27%	64%
Appropriate	16%	73%	36%

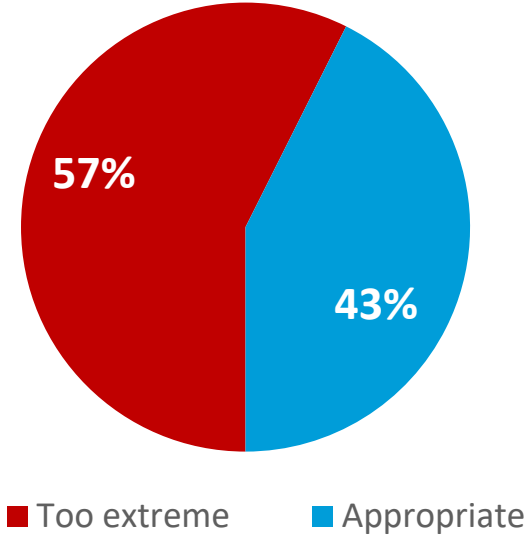
VOTERS SEE THE OTHER SIDE’S RHETORIC AS TOO EXTREME, AND MOST INDEPENDENTS SAY BOTH PARTIES ARE

Do you think the rhetoric of leading Democratic politicians is too extreme or appropriate?



Column %	DEM	GOP	IND/OTH
Too extreme	33%	74%	62%
Appropriate	67%	26%	38%

Do you think the rhetoric of leading Republican politicians is too extreme or appropriate?

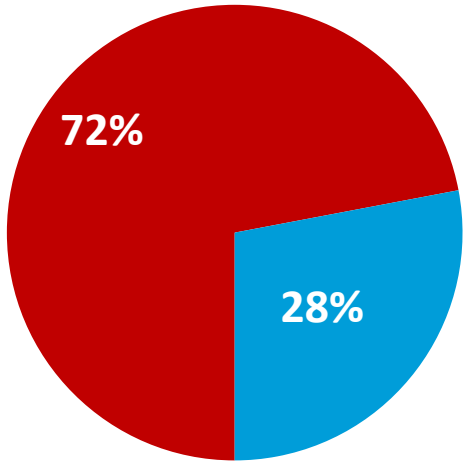


Column %	DEM	GOP	IND/OTH
Too extreme	84%	27%	64%
Appropriate	16%	73%	36%

CK0903: Do you think the rhetoric of leading Democratic politicians is too extreme or appropriate?
CK0904: Do you think the rhetoric of leading Republican politicians is too extreme or appropriate?

ALMOST 3 IN 4 BLAME THE HEATED RHETORIC FOR VIOLENCE, AND 2 IN 5 SAY SOCIAL MEDIA IS ENCOURAGING IT

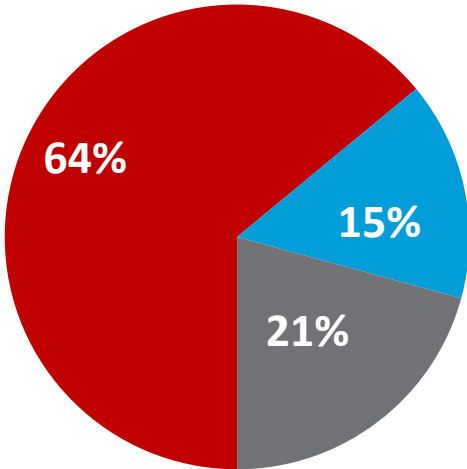
Do you think that today's political rhetoric is leading to violence or is it not responsible for violence?



■ Leading to violence ■ Not responsible for violence

Column %	DEM	GOP	IND/OTH
Leading to violence	80%	61%	76%
Not responsible for violence	20%	39%	24%

Do you think that social media today is helping discourage political violence, is operating to encourage political violence or not having any effect on it?



■ Encouraging political violence
■ Discouraging it
■ Not having any effect on it

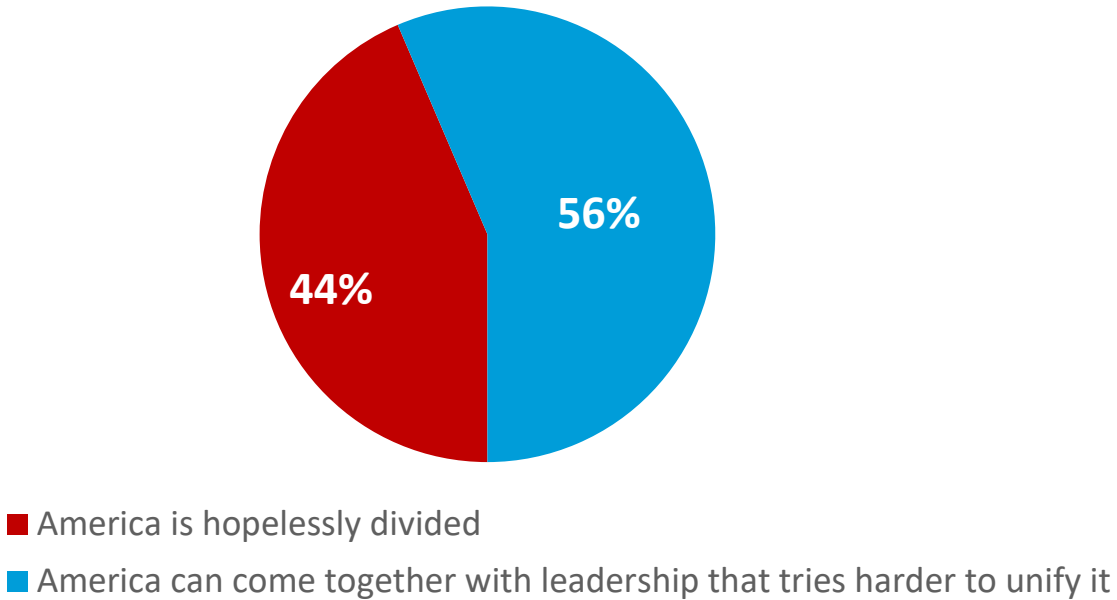
Column %	DEM	GOP	IND/OTH
Encouraging political violence	63%	66%	64%
Discouraging it	17%	17%	12%
Not having any effect on it	21%	18%	24%

CK0905: Do you think that today's political rhetoric is leading to violence or is it not responsible for violence?
CK0906: Do you think that social media today is helping discourage political violence, is operating to encourage political violence or not having any effect on it?

VOTERS ARE OPTIMISTIC AMERICA CAN HEAL WITH GOOD LEADERSHIP,
INCLUDING A MAJORITY ACROSS PARTIES

HARVARD CAPS
HARRIS POLL

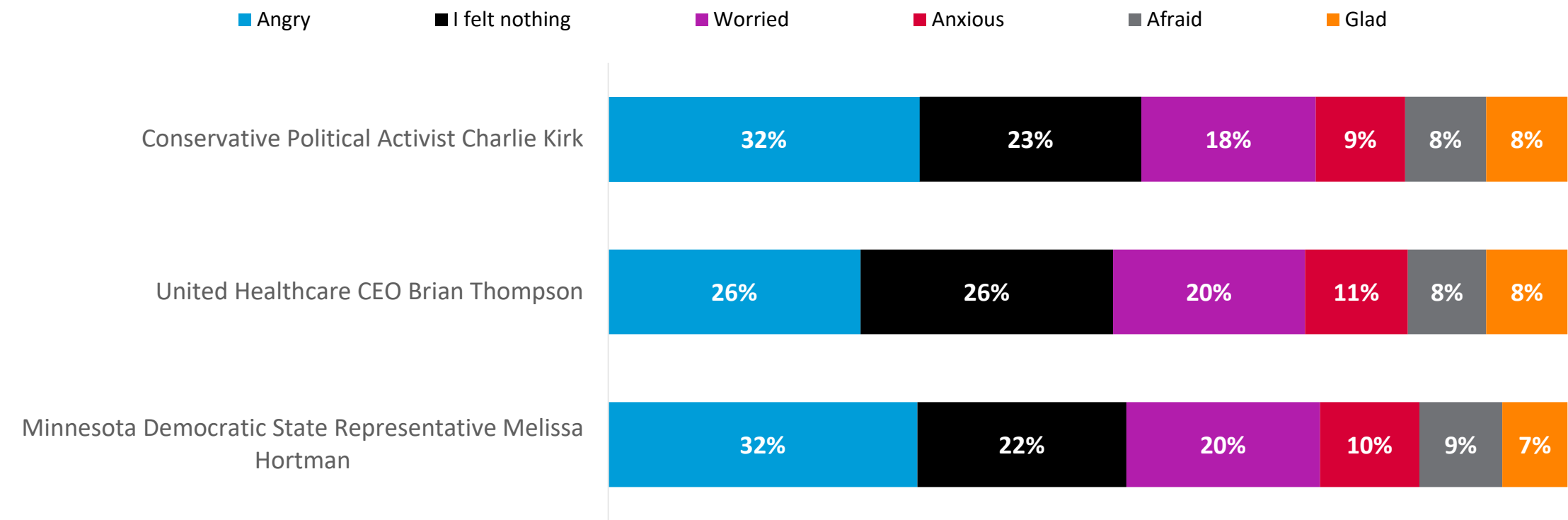
Do you think America is hopelessly divided or that it could come together with leadership that tried harder to bring the country together?



Column %	DEM	GOP	IND/OTH
America is hopelessly divided	46%	40%	44%
America can come together with leadership that tries harder to unify it	54%	60%	56%

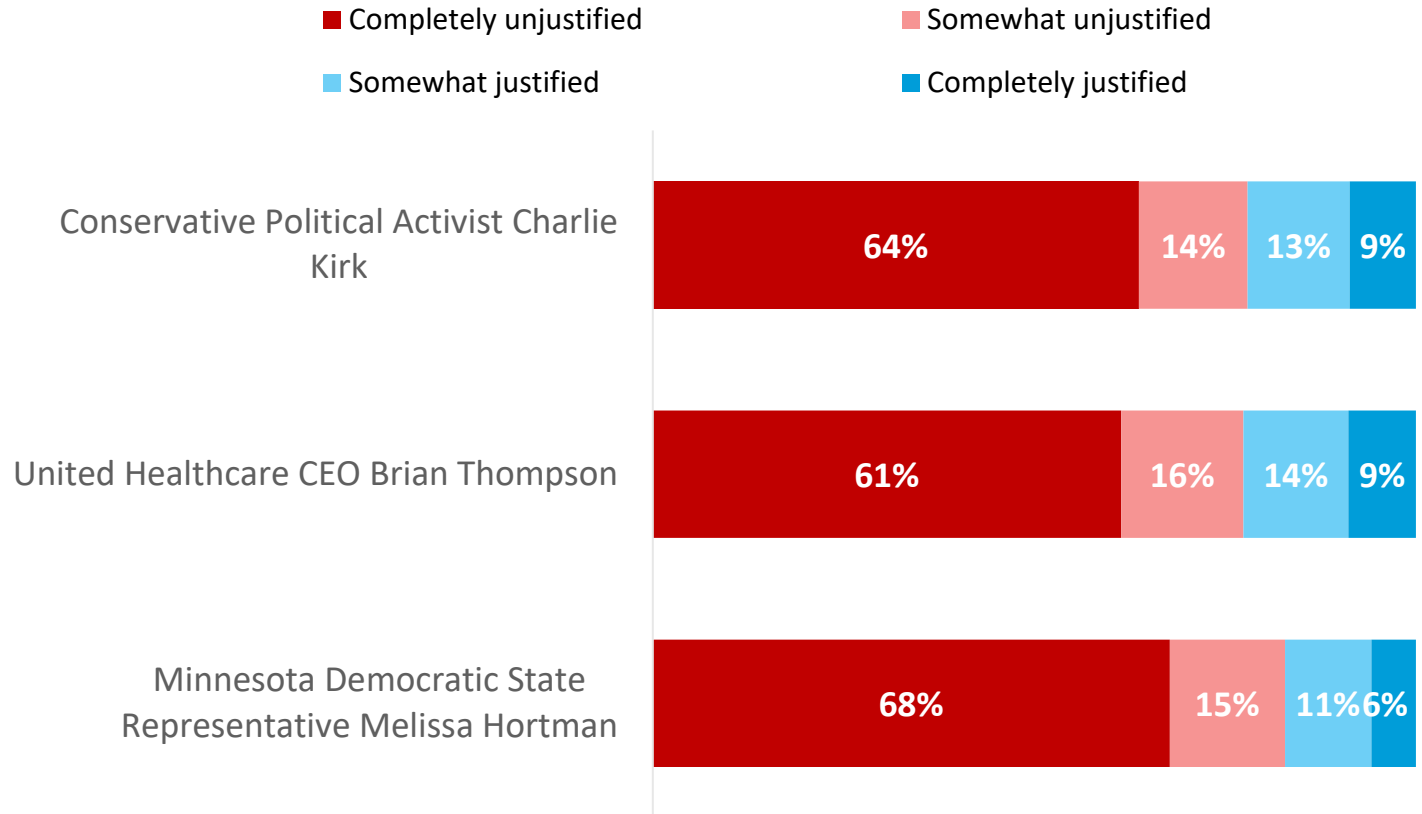
ANGER IS MOST COMMON REACTION TO POLITICAL ASSASSINATIONS, BUT MANY FELT NOTHING

For each of these public figures, when you heard about their assassinations, how did it make you feel?



THOUGH A OVERWHELMING MAJORITY DISAGREE, AROUND 1 IN 5 SAY RECENT ASSASINATIONS WERE JUSTIFIED

The following public figures were assassinated in the last year. For each, do you think the assassination was justified?

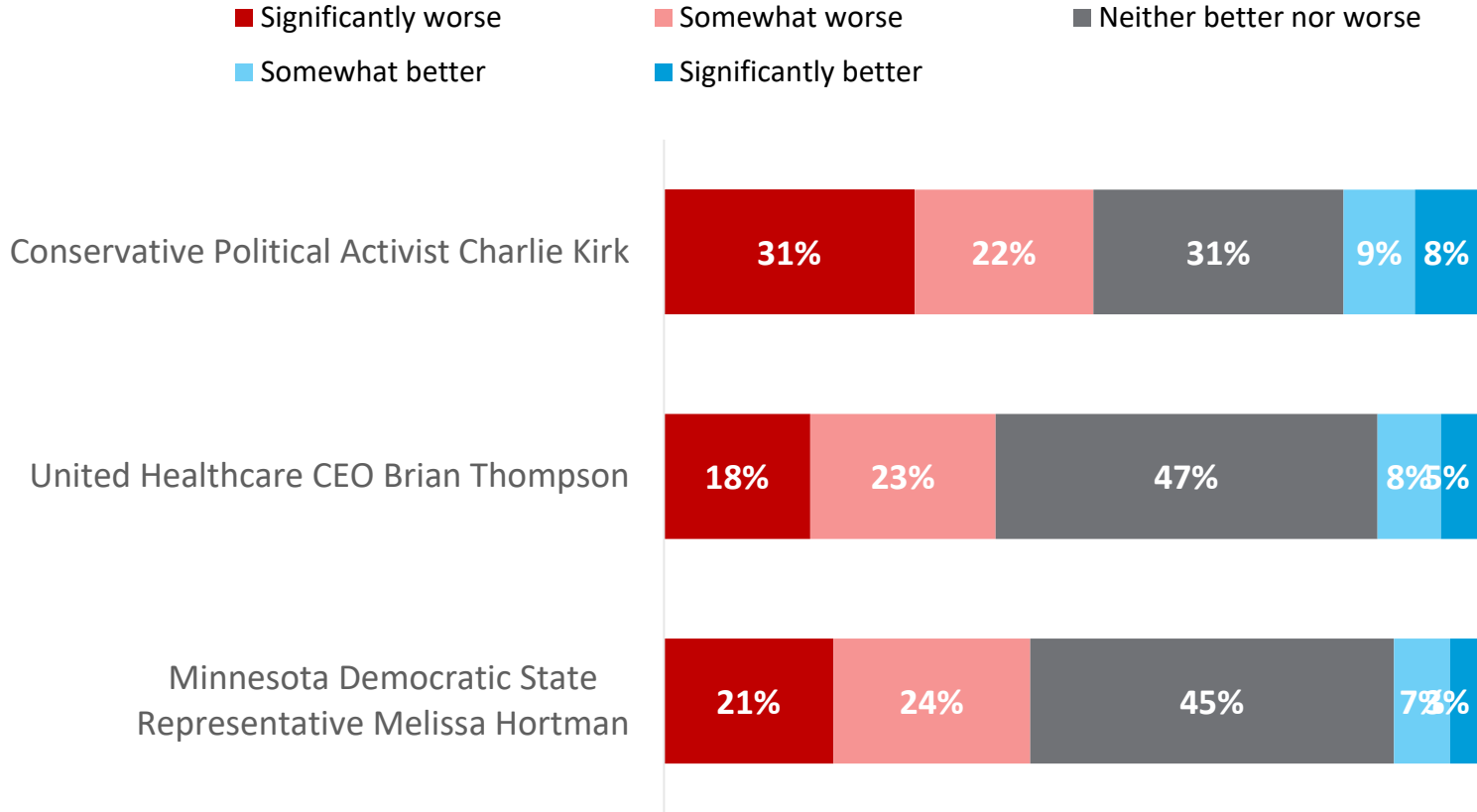


Summary of “Justified” (NET)

Column %	DEM	GOP	IND/OTH
Conservative Political Activist Charlie Kirk	25%	22%	20%
United Healthcare CEO Brian Thompson	25%	24%	19%
Minnesota Democratic State Representative Melissa Hortman	17%	21%	14%

MORE SAY POLITICAL ASSASSINATIONS HURT RATHER THAN IMPROVE THE COUNTRY

For each of these public figures, how do you think their assassination affected the country? It made the country...

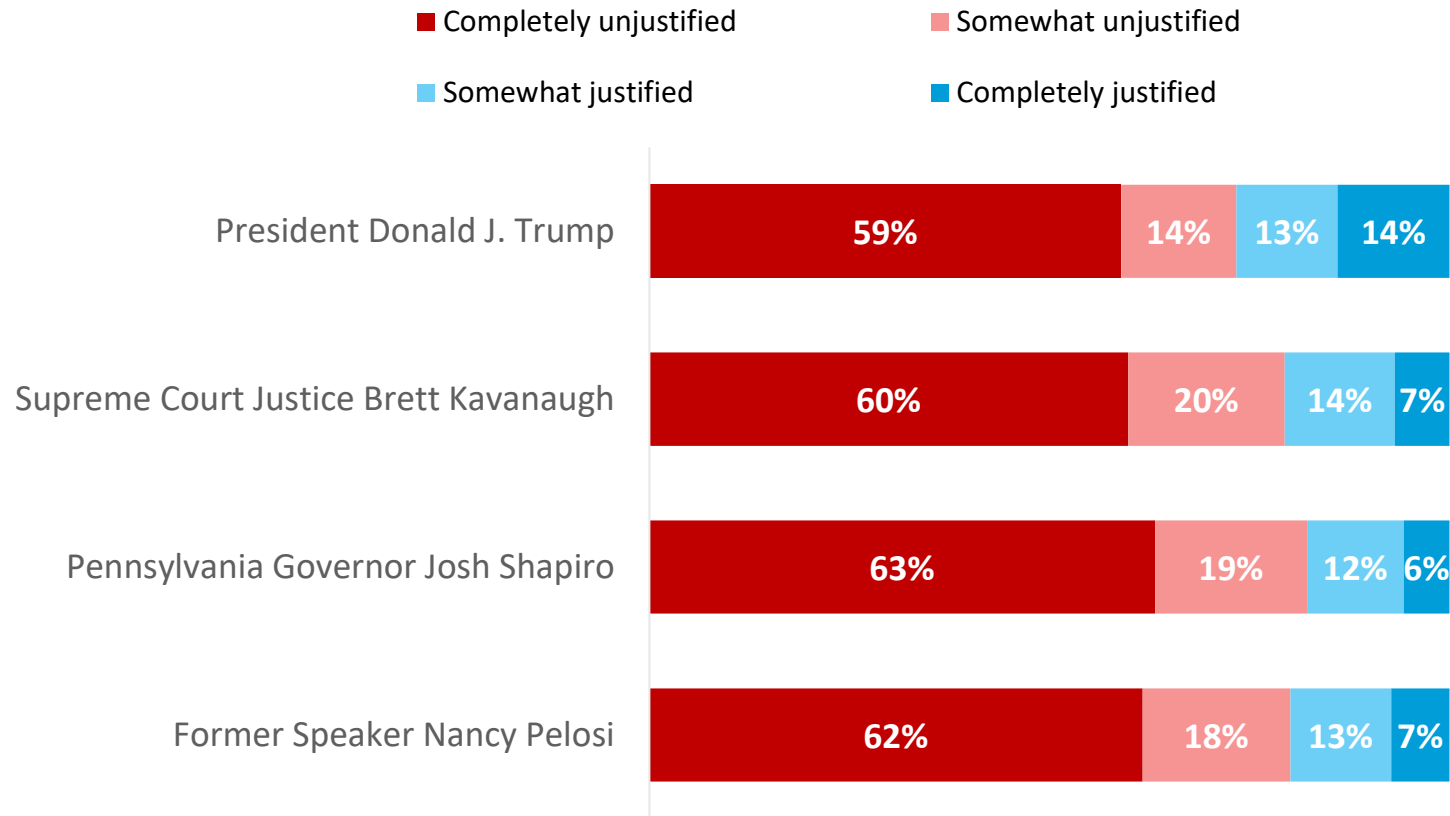


Summary of “Worse” (NET)

Column %	DEM	GOP	IND/OTH
Conservative Political Activist Charlie Kirk	51%	53%	55%
United Healthcare CEO Brian Thompson	38%	42%	41%
Minnesota Democratic State Representative Melissa Hortman	47%	41%	47%

MOST AMERICANS SAY THAT OTHER RECENT ASSASSINATION ATTEMPTS ARE UNJUSTIFIED

The following public figures faced assassination attempts in the last few years.
For each, do you think the assassination attempt was justified?

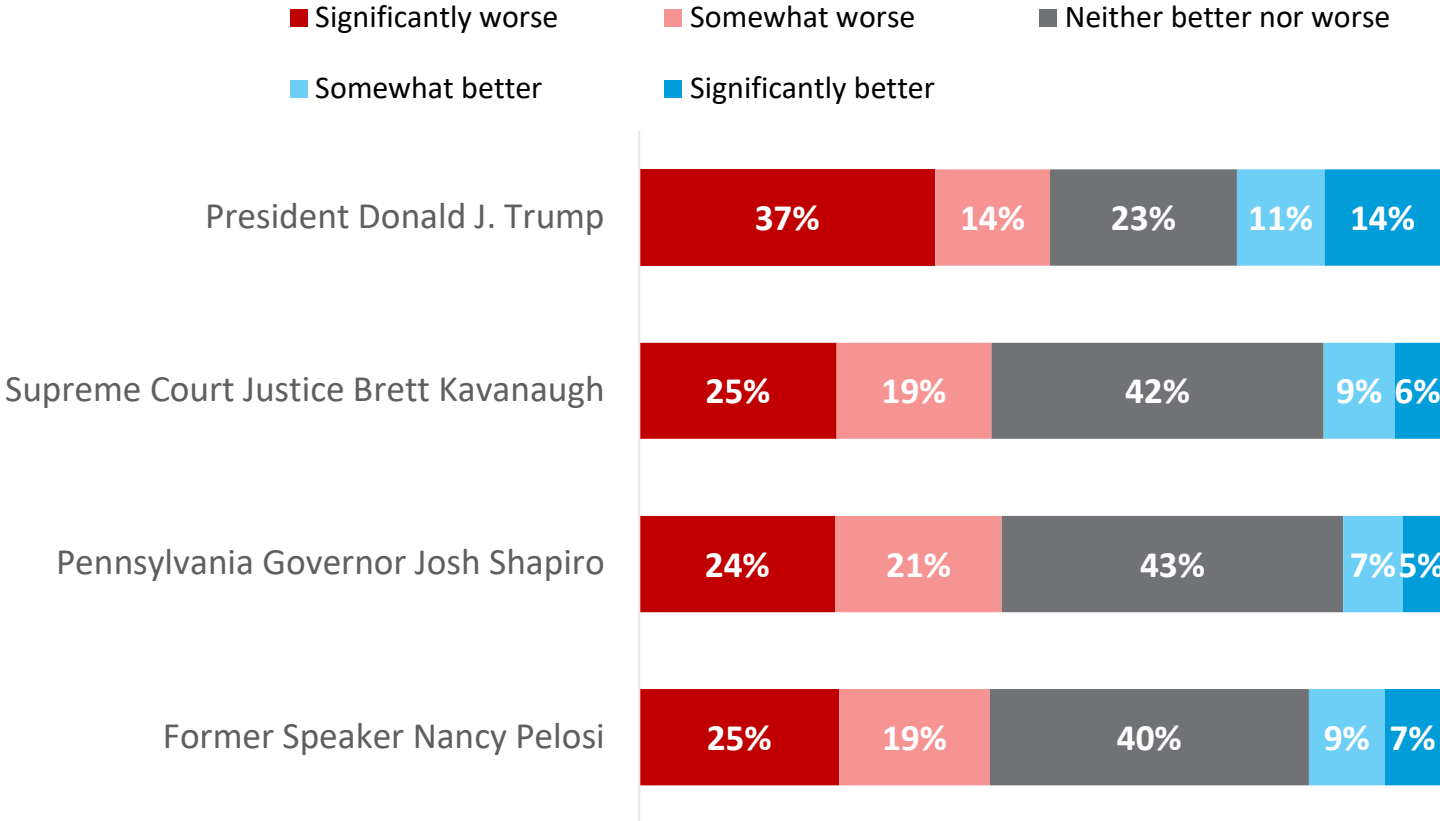


Summary of “Justified” (NET)

Column %	DEM	GOP	IND/OTH
President Donald J. Trump	36%	20%	24%
Supreme Court Justice Brett Kavanaugh	23%	20%	18%
Pennsylvania Governor Josh Shapiro	17%	19%	16%
Former Speaker Nancy Pelosi	18%	24%	17%

MORE SAY RECENT ASSASSINATION ATTEMPTS MADE THE COUNTRY WORSE, NOT BETTER

For each of these public figures, how do you think the country would have been affected if they were assassinated? The country would be...



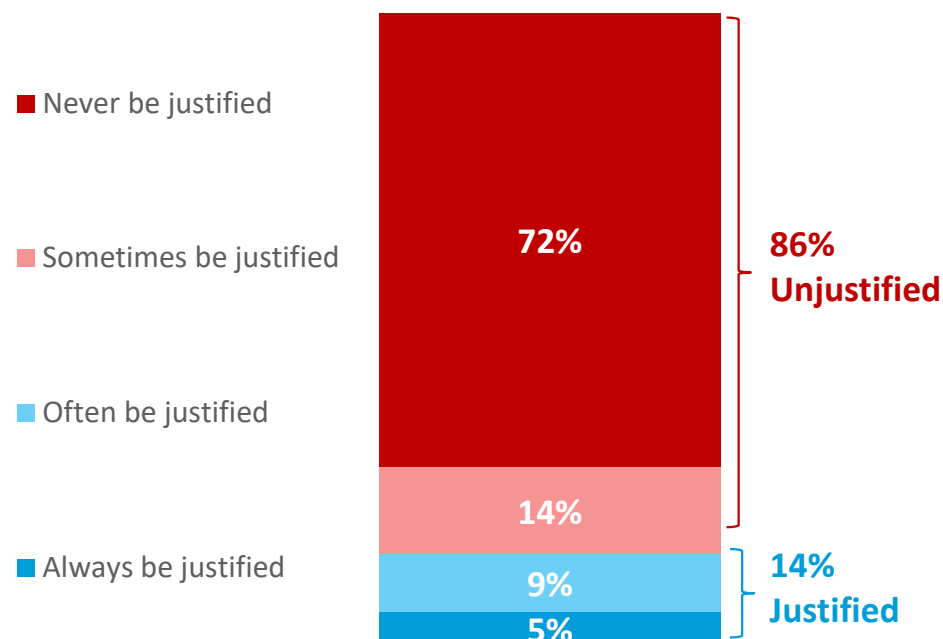
Summary of “Better” (NET)

Column %	DEM	GOP	IND/OTH
President Donald J. Trump	37%	18%	22%
Supreme Court Justice Brett Kavanaugh	19%	13%	12%
Pennsylvania Governor Josh Shapiro	12%	15%	9%
Former Speaker Nancy Pelosi	14%	22%	13%

THERE IS A LARGE CONSENSUS AMONG PARTISANS THAT IT IS NOT JUSTIFIED TO USE VIOLENCE TO ADVANCE THEIR PARTY'S GOALS

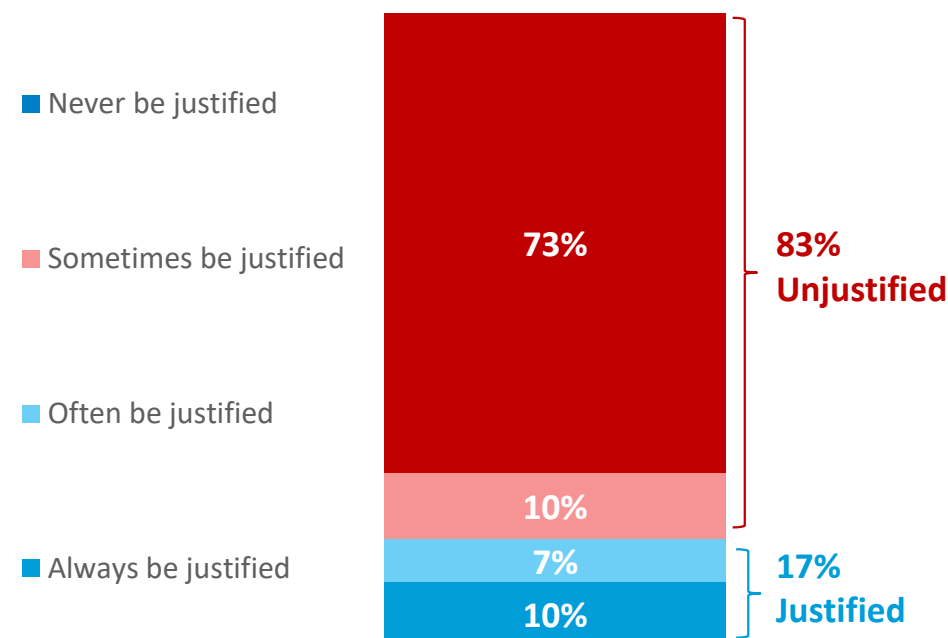
How often would it be justified to use political violence to advance the Democratic Party's goals?

Among DEMs



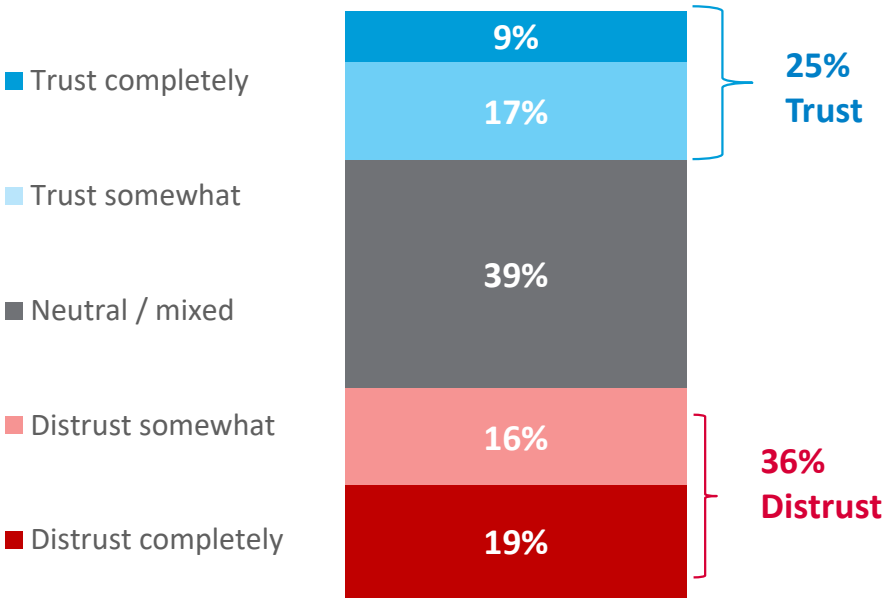
How often would it be justified to use political violence to advance the Republican Party's goals?

Among GOP



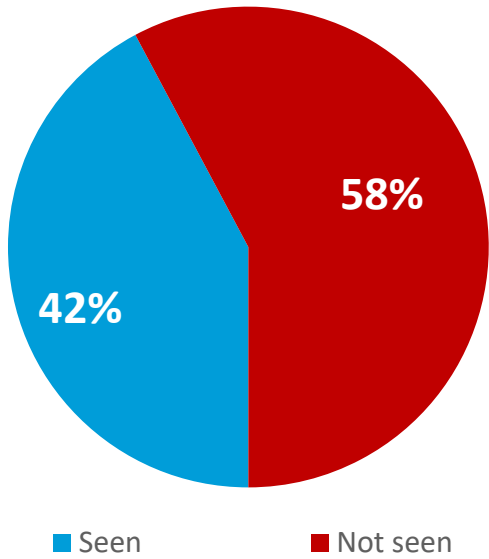
OVER ONE-THIRD DISTRUST MEDIA ON KIRK'S DEATH; 42% SAY THEY WITNESSED CELEBRATION OF THE KILLING

How much do you trust or distrust the media coverage of the killing of Charlie Kirk?



Column %	DEM	GOP	IND/OTH
Trust (NET)	25%	34%	17%
Distrust (NET)	33%	35%	38%

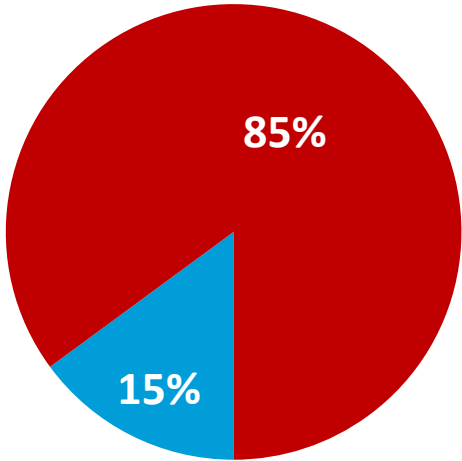
Have you or have you not seen anyone celebrating Charlie Kirk's death?



Column %	DEM	GOP	IND/OTH
Seen	34%	52%	40%
Not seen	66%	48%	60%

OVERWHELMING MAJORITY SAY IT'S INAPPROPRIATE FOR MEDIA PERSONALITIES TO CELEBRATE KIRK'S DEATH - BUT MANY STILL SEE IT AS FREE SPEECH

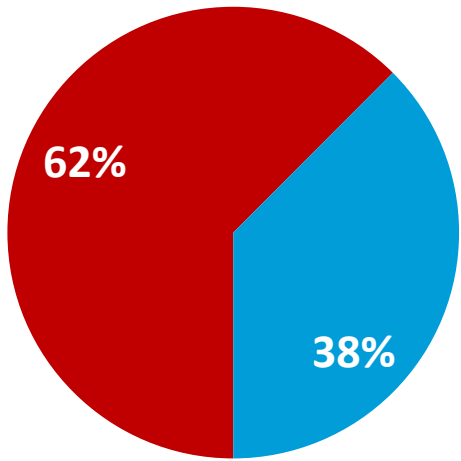
Is it appropriate or not appropriate for talking heads in media to celebrate Charlie Kirk's death?



■ Appropriate ■ Not appropriate

Column %	DEM	GOP	IND/OTH
Appropriate	18%	14%	13%
Not appropriate	82%	86%	87%

Are the words and actions of those celebrating or normalizing Charlie Kirk's assassination protected by the First Amendment and free speech or not?



■ Protected ■ Not protected

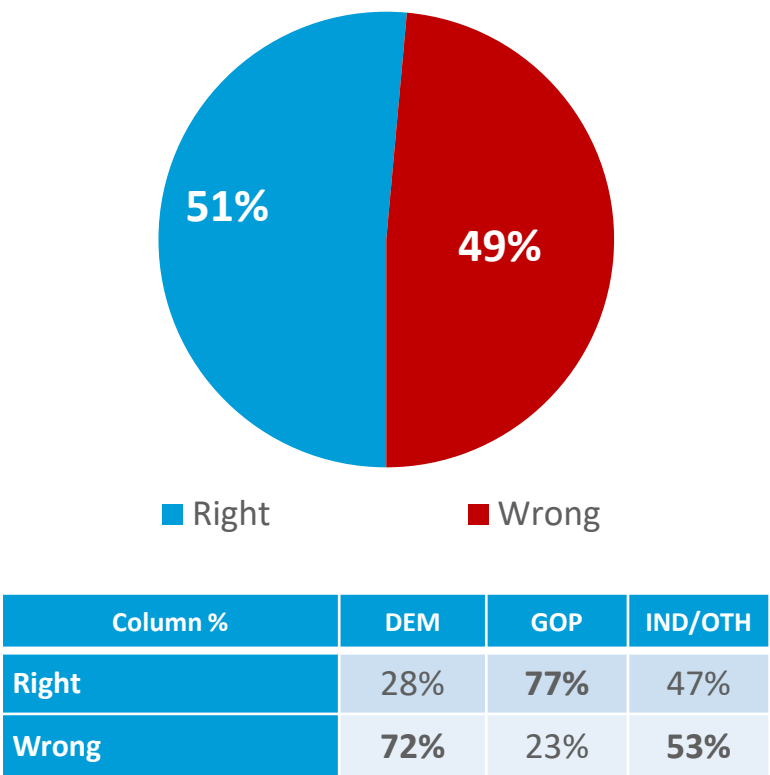
Column %	DEM	GOP	IND/OTH
Protected	70%	55%	63%
Not protected	30%	45%	37%

CK0923: Is it appropriate or not appropriate for talking heads in media to celebrate Charlie Kirk's death?
CK0924: Are the words and actions of those celebrating or normalizing Charlie Kirk's assassination protected by the First Amendment and free speech or not?

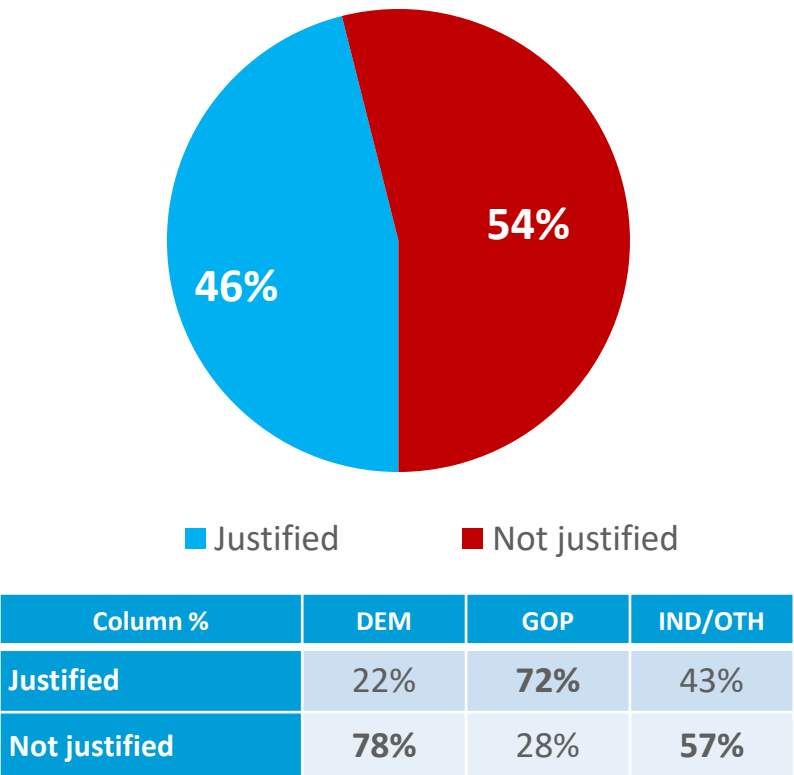
VOTERS ARE SPLIT ON FIRINGS OVER KIRK COMMENTS, THOUGH SLIGHT
MAJORITY OPPOSE THE JIMMY KIMMEL SUSPENSION

HARVARD CAPS
HARRIS POLL

Several commentators lost their job as a commentator because they made comments that made light or were supportive of the assassination of Charlie Kirk. Do you believe it was right or wrong for the TV networks to remove those commentators?

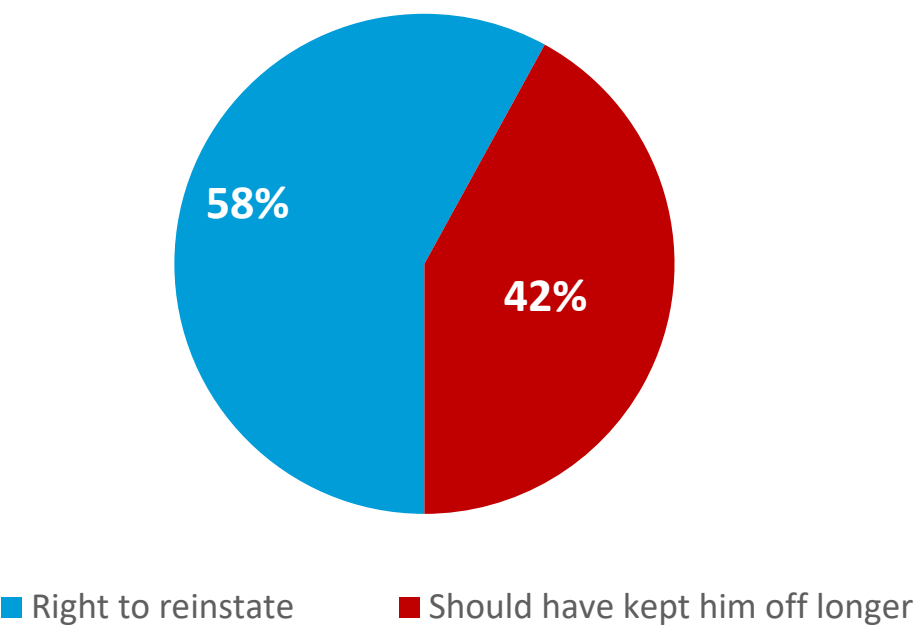


Do you think the suspension of Jimmy Kimmel by Disney after he made what many considered insensitive comments about Charlie Kirk's assassination was justified or not justified?



OVER HALF OF VOTERS AGREE DISNEY WAS RIGHT TO REINSTATE KIMMEL

Do you think Disney was right in reinstating Jimmy Kimmel and his show after two weeks or should they have kept him off the air longer?

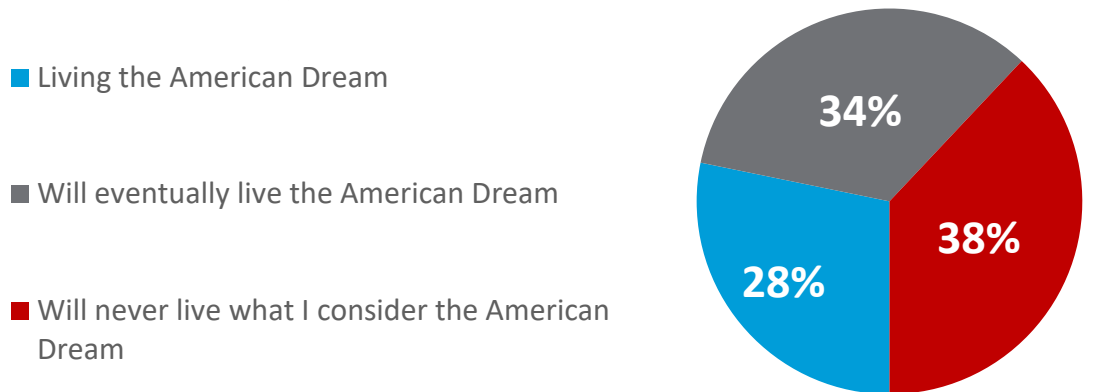


Column %	DEM	GOP	IND/OTH
Right to reinstate	79%	37%	60%
Should have kept him off longer	21%	63%	40%

AMERICAN DREAM

CLOSE TO 2 IN 5 VOTERS BELIEVE THEY WILL NEVER ACHIEVE THE AMERICAN DREAM; 3 IN 5 SAY THEIR FAMILY OWNS THEIR HOME.

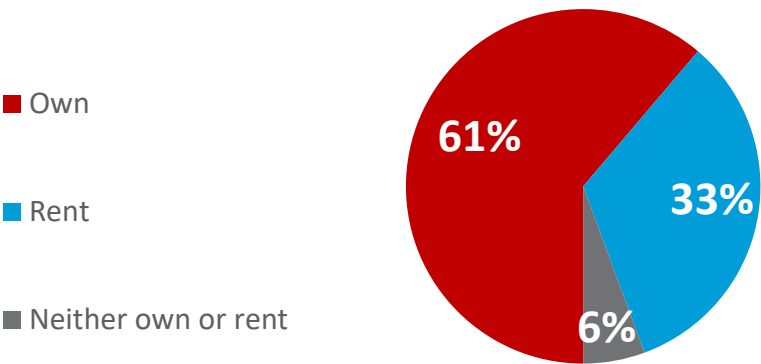
Do you believe you are living the American Dream, will eventually live the American Dream, or will never live what you consider the American Dream?



Column %	DEM	GOP	IND/OTH	Male	Female
Living the American Dream	20%	44%	20%	34%	23%
Will eventually live	33%	34%	34%	35%	33%
Will never live	47%	22%	46%	31%	44%

Column %	18-24	25-34	35-44	45-54	55-64	65+
Living the American Dream	17%	23%	25%	29%	28%	39%
Will eventually live	46%	43%	42%	34%	30%	19%
Will never live	37%	34%	33%	37%	43%	42%

Do you or your family own or rent a home?



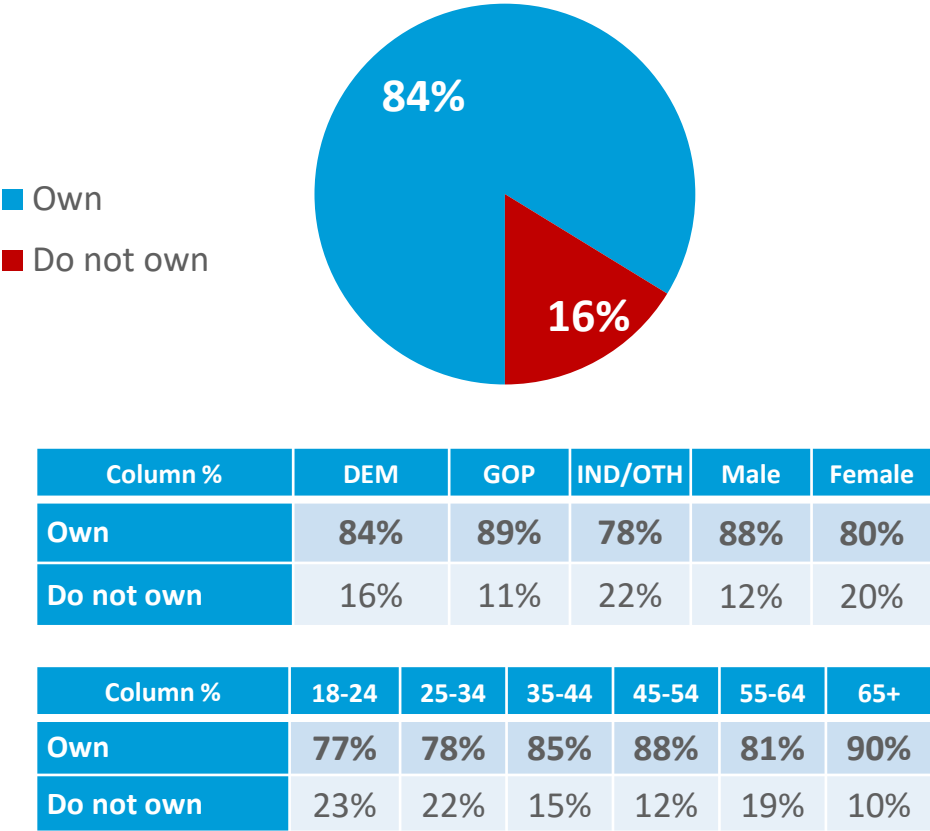
Column %	DEM	GOP	IND/OTH	Male	Female
Own	60%	71%	52%	68%	55%
Rent	36%	26%	39%	27%	39%
Neither	5%	4%	9%	5%	6%

Column %	18-24	25-34	35-44	45-54	55-64	65+
Own	40%	51%	61%	68%	61%	73%
Rent	47%	40%	33%	26%	35%	26%
Neither	12%	9%	5%	6%	4%	2%

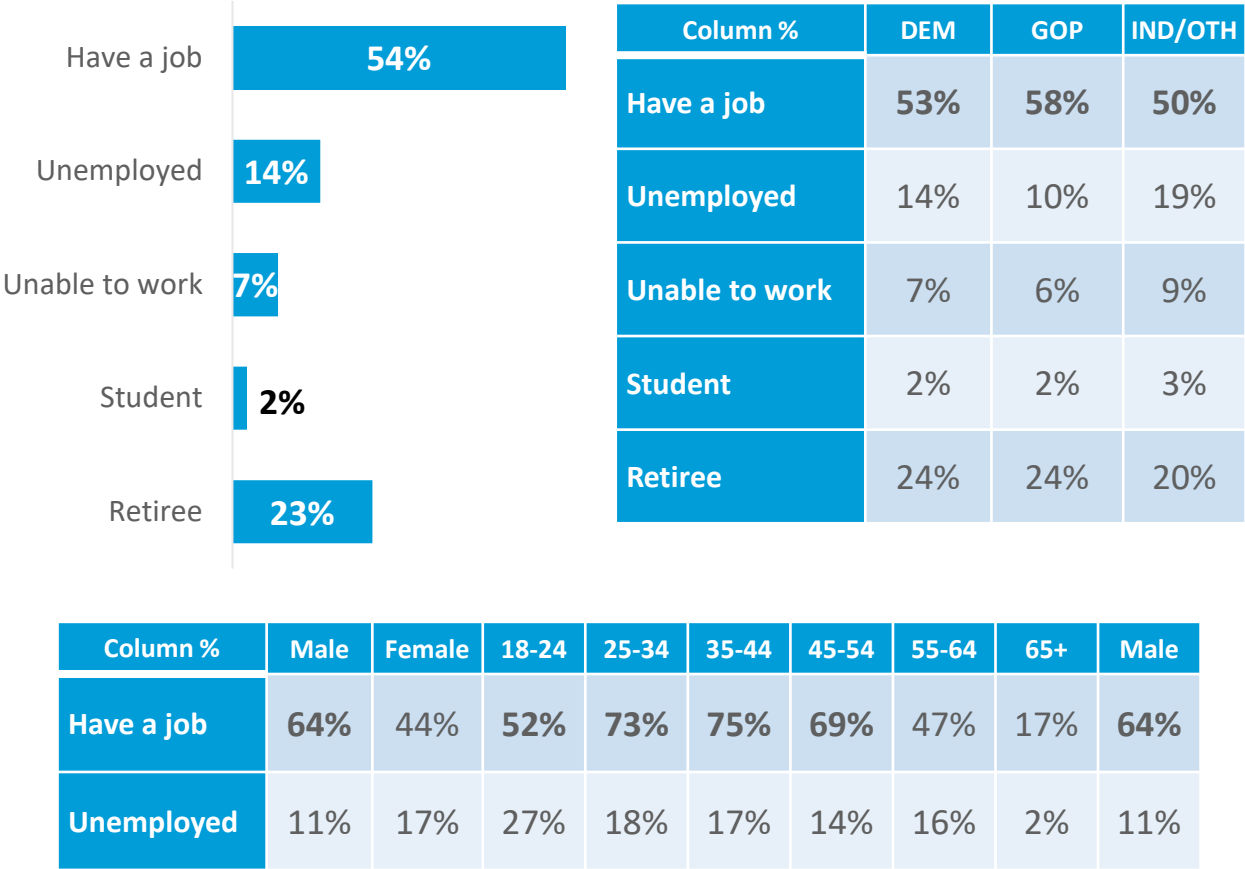
AD1: Do you believe you are living the American Dream, will eventually live the American dream or will never live what you consider the American Dream?
AD2: Do you or your family own or rent a home?

OVER 4 IN 5 SAY THEIR FAMILY OWNS A CAR, AND OVER HALF HAVE A JOB

Do you or your family own a car?



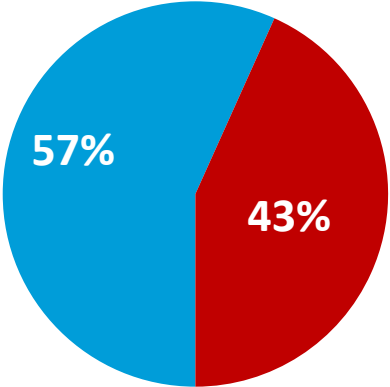
Do you have a job, are unemployed, are unable to work, are a student or a retiree?



AD3: Do you or your family own a car?
AD4: Do you have a job, are unemployed, are unable to work, are a student or a retiree?

MOST BELIEVE HARD WORK CAN EARN THEM ENOUGH TO OWN A HOUSE AND HAVE A FAMILY, DRIVEN BY GOP VOTERS. 6 IN 10 HAVE CHILDREN, THOUGH OVER A QUARTER DON'T EXPECT TO HAVE ANY.

Do you think that if you work hard that you can earn enough to own a house and have a family or do you think that's not really possible?

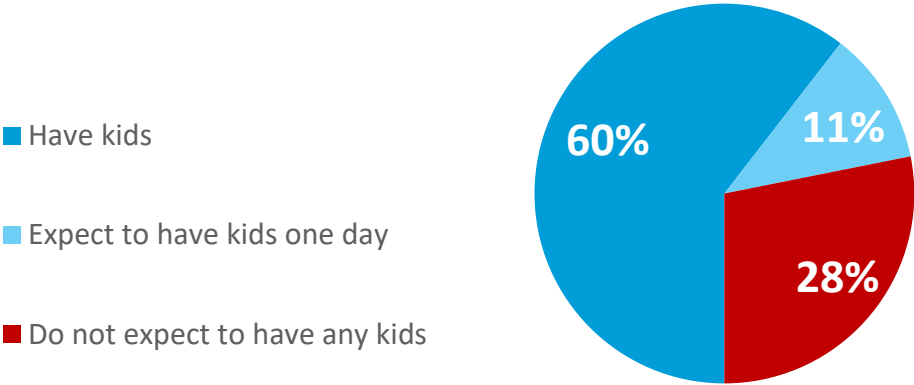


■ If you work hard you can earn enough to own a house and have a family
■ Hard work is not enough today

Column %	DEM	GOP	IND/OTH	Male	Female
If you work hard you can earn enough	49%	73%	48%	64%	50%
Hard work is not enough today	51%	27%	52%	36%	50%

Column %	18-24	25-34	35-44	45-54	55-64	65+
If you work hard you can earn enough	60%	62%	62%	53%	50%	56%
Hard work is not enough today	40%	38%	38%	47%	50%	44%

Do you have kids, expect one day to have kids, or do not expect to have any kids?



■ Have kids
■ Expect to have kids one day
■ Do not expect to have any kids

Column %	DEM	GOP	IND/OTH	Male	Female
Have kids	56%	69%	56%	55%	65%
Expect to have kids one day	13%	9%	12%	13%	10%
Do not expect	31%	22%	32%	32%	24%

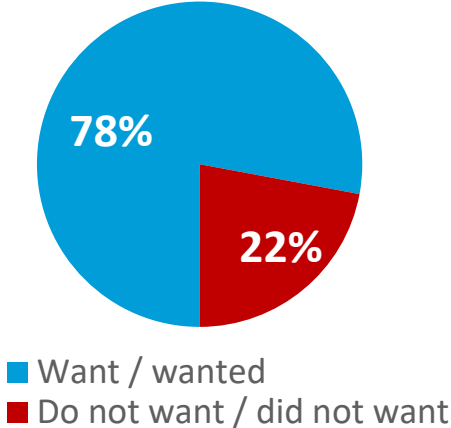
Column %	18-24	25-34	35-44	45-54	55-64	65+
Have kids	29%	48%	66%	67%	65%	71%
Expect to have kids one day	39%	27%	11%	5%	2%	1%
Do not expect	32%	25%	23%	28%	34%	28%

AD5: Do you think that if you work hard that you can earn enough to own a house and have a family or do you think that's not really possible?

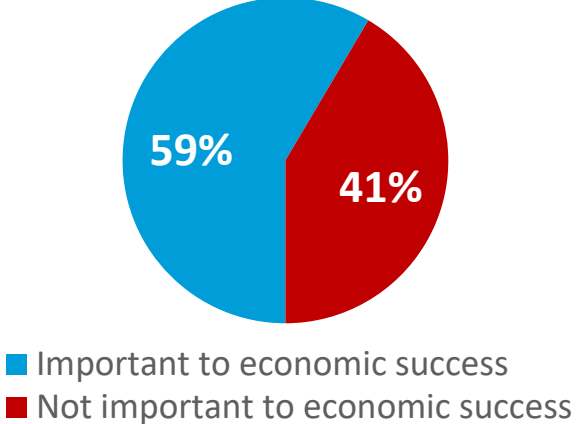
AD6: Do you have kids, expect one day to have kids, or do not expect to have any kids?

OVER 3 IN 4 SAY HAVING CHILDREN IS SOMETHING THEY WANT/WANTED. THE MAJORITY SAY A COLLEGE EDUCATION IS IMPORTANT TO ECONOMIC SUCCESS.

In general, would you say having kids is something you want or wanted or something you do not want or did not want?



Do you think a college education today is important to economic success or is it not as important to economic success?



Column %	DEM	GOP	IND/OTH	Male	Female
Want / wanted	75%	85%	74%	75%	81%
Do not want / did not want	25%	15%	26%	25%	19%

Column %	18-24	25-34	35-44	45-54	55-64	65+
Want / wanted	75%	78%	82%	77%	72%	81%
Do not want / did not want	25%	22%	18%	23%	28%	19%

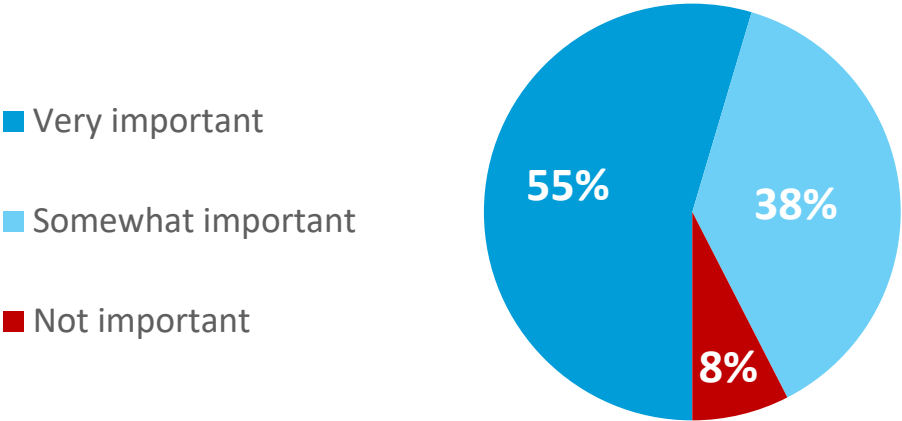
Column %	DEM	GOP	IND/OTH	Male	Female
Important	66%	57%	53%	62%	55%
Not important	34%	43%	47%	38%	45%

Column %	18-24	25-34	35-44	45-54	55-64	65+
Important	65%	68%	70%	54%	54%	47%
Not important	35%	32%	30%	46%	46%	53%

AD7: In general, would you say having kids is something you want or wanted or something you do not want or did not want?
AD8: Do you think a college education today is important to economic success or is it not as important to economic success?

OVER HALF SAY ECONOMIC SUCCESS IS ‘VERY’ IMPORTANT TO THEM PERSONALLY, AND 7 IN 10 SAY THE SAME ABOUT HAVING A FAMILY

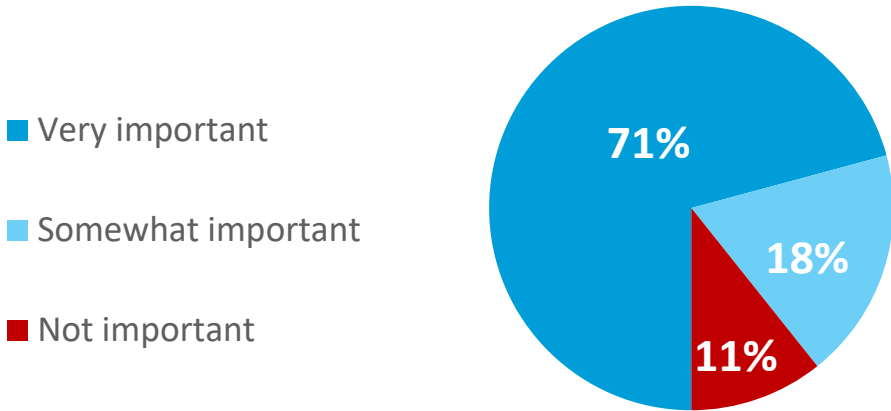
How important is economic success to you?



Column %	DEM	GOP	IND/OTH	Male	Female
Very important	56%	60%	48%	58%	51%
Somewhat important	38%	35%	41%	36%	40%
Not important	7%	5%	11%	6%	9%

Column %	18-24	25-34	35-44	45-54	55-64	65+
Very important	60%	67%	65%	56%	51%	38%
Somewhat important	35%	27%	28%	38%	41%	52%
Not important	5%	6%	7%	6%	8%	11%

How important is having a family to you?



Column %	DEM	GOP	IND/OTH	Male	Female
Very important	67%	80%	66%	70%	72%
Somewhat important	21%	14%	21%	20%	17%
Not important	12%	7%	14%	10%	11%

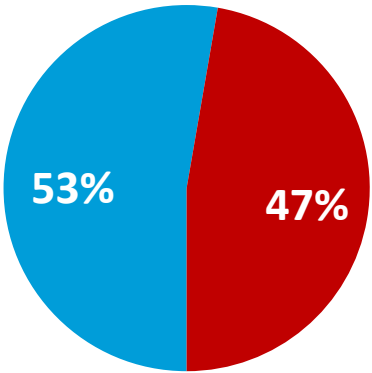
Column %	18-24	25-34	35-44	45-54	55-64	65+
Very important	60%	68%	77%	71%	72%	73%
Somewhat important	27%	24%	15%	18%	16%	16%
Not important	14%	8%	8%	11%	12%	11%

AD9: How important is economic success to you?
AD10: How important is having a family to you?

A SLIM MAJORITY SAY AMERICA IS ON THE VERGE OF UNPRECEDENTED ECONOMIC OPPORTUNITIES. 7 IN 10 SAY HAVING A FAMILY IS MORE IMPORTANT THAN HAVING A GOOD JOB.

HARVARD CAPS
HARRIS POLL

Do you think that we are on the verge of unprecedented economic opportunity because of new technologies or that we are more on the verge of a climate catastrophe and economic collapse over time?

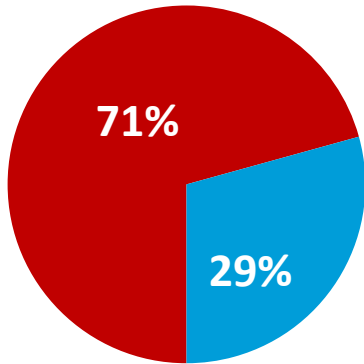


■ On the verge of unprecedented economic opportunities
■ One the verge of climate catastrophe and economic collapse over time

Column %	DEM	GOP	IND/OTH	Male	Female
Unprecedented economic opportunities	36%	75%	45%	60%	46%
Climate catastrophe and economic collapse	64%	25%	55%	40%	54%

Column %	18-24	25-34	35-44	45-54	55-64	65+
Unprecedented economic opportunities	53%	58%	60%	52%	44%	51%
Climate catastrophe and economic collapse	47%	42%	40%	48%	56%	49%

Which is more important to you, having a family or having a good job?



■ Having a family ■ Having a good job

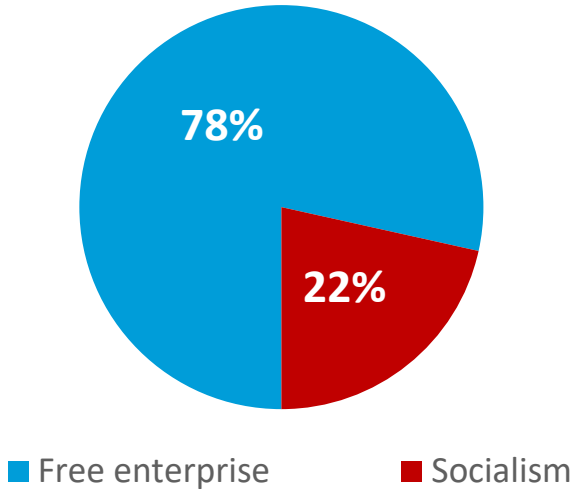
Column %	DEM	GOP	IND/OTH	Male	Female
Having a family	67%	77%	68%	69%	72%
Having a good job	33%	23%	32%	31%	28%

Column %	18-24	25-34	35-44	45-54	55-64	65+
Having a family	51%	63%	74%	68%	77%	79%
Having a good job	49%	37%	26%	32%	23%	21%

AD11: Do you think that we are on the verge of unprecedented economic opportunity because of new technologies or that we are more on the verge of a climate catastrophe and economic collapse over time?
AD12: Which is more important to you, having a family or having a good job?

THERE IS STRONG AGREEMENT AMERICANS ARE BETTER OFF WITH FREE ENTERPRISE AND THAT IT WORKS TO MAKE THE MOST PEOPLE BETTER OFF

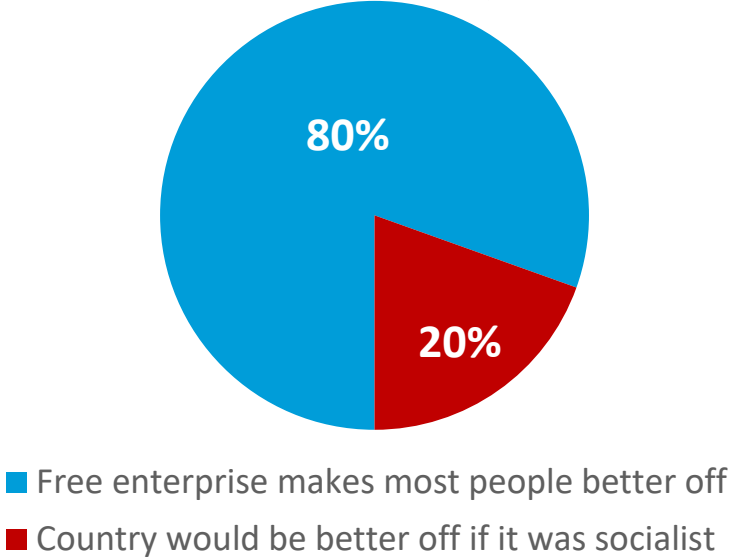
In general do you think we are better off with free enterprise or with socialism?



Column %	DEM	GOP	IND/OTH	Male	Female
Free enterprise	72%	87%	76%	80%	77%
Socialism	28%	13%	24%	20%	23%

Column %	18-24	25-34	35-44	45-54	55-64	65+
Free enterprise	63%	66%	73%	81%	88%	89%
Socialism	37%	34%	27%	19%	12%	11%

Do you think that the free enterprise works to make the most people better off or that the country would be better off if we were a socialist country?



Column %	DEM	GOP	IND/OTH	Male	Female
Free enterprise	72%	90%	78%	82%	79%
Better off if it was socialist	28%	10%	22%	18%	21%

Column %	18-24	25-34	35-44	45-54	55-64	65+
Free enterprise	70%	71%	77%	82%	86%	90%
Better off if it was socialist	30%	29%	23%	18%	14%	10%

AD13: In general do you think we are better off with free enterprise or with socialism?
AD14: Do you think that the free enterprise works to make the most people better off or that the country would be better off if we were a socialist country?

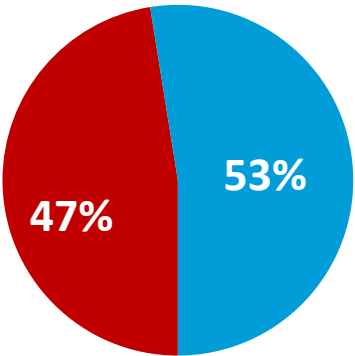
A SMALL MAJORITY BELIEVE THE YOUNGER GENERATIONS TODAY HAVE A LOT ADVANTAGES OTHERS DID NOT. MOST BELIEVE AI WILL MAKE IT HARDER TO GET A JOB.

HARVARD CAPS

HARRIS

POLL

Do you think that the younger generations today have a really tough time in life or have a lot of advantages other generations did not have?

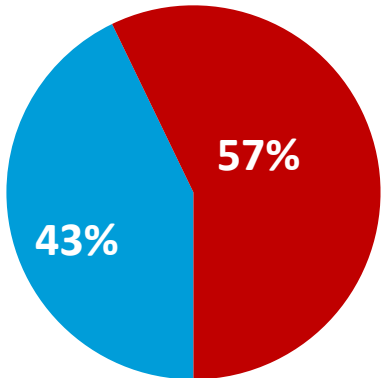


- Have a really tough time
- Have a lot of advantages other generations did not have

Column %	DEM	GOP	IND/OTH	Male	Female
Have a really tough time	55%	40%	49%	46%	49%
Have a lot of advantages	45%	60%	51%	54%	51%

Column %	18-24	25-34	35-44	45-54	55-64	65+
Have a really tough time	60%	52%	50%	43%	44%	43%
Have a lot of advantages	40%	48%	50%	57%	56%	57%

Do you think that AI technology will lead to new opportunities or will it make it even harder to get a job?



- Lead to new opportunities
- Make it harder to get a job

Column %	DEM	GOP	IND/OTH	Male	Female
Lead to new opportunities	38%	54%	36%	51%	35%
Make it harder to get a job	62%	46%	64%	49%	65%

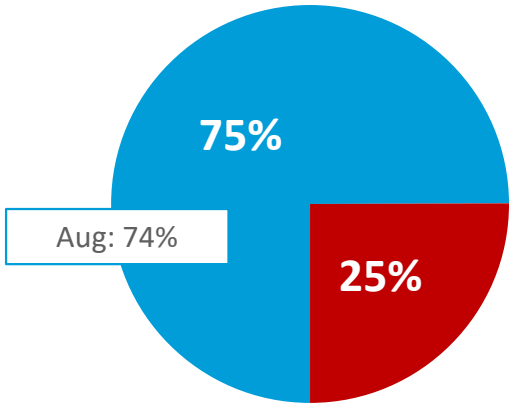
Column %	18-24	25-34	35-44	45-54	55-64	65+
Lead to new opportunities	37%	46%	51%	44%	38%	39%
Make it harder to get a job	63%	54%	49%	56%	62%	61%

AD15: Do you think that the younger generations today have a really tough time in life or have a lot of advantages other generations did not have?
AD16: Do you think that AI technology will lead to new opportunities or will it make it even harder to get a job?

ISRAEL & GAZA

MOST VOTERS CONTINUE TO SUPPORT ISRAEL OVER HAMAS AND AGREE HAMAS MUST RELEASE ALL THE HOSTAGES

In the Israel-Hamas conflict, do you support more Israel or more Hamas?

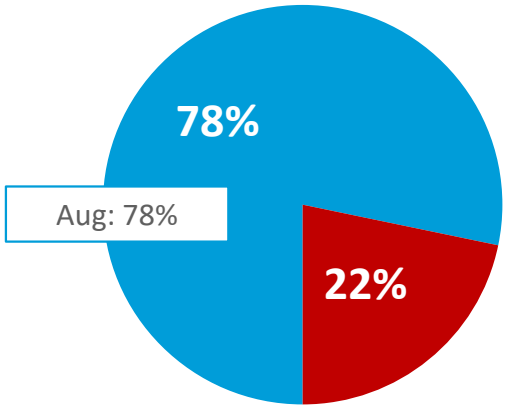


■ Israel ■ Hamas

Column %	DEM	GOP	IND/OTH
Israel	68%	84%	72%
Hamas	32%	16%	28%

Column %	18-24	25-34	35-44	45-54	55-64	65+
Israel	55%	64%	72%	76%	83%	87%
Hamas	45%	36%	28%	24%	17%	13%

Do you support or oppose the position that Hamas must release all remaining hostages without any conditions or face serious consequences?



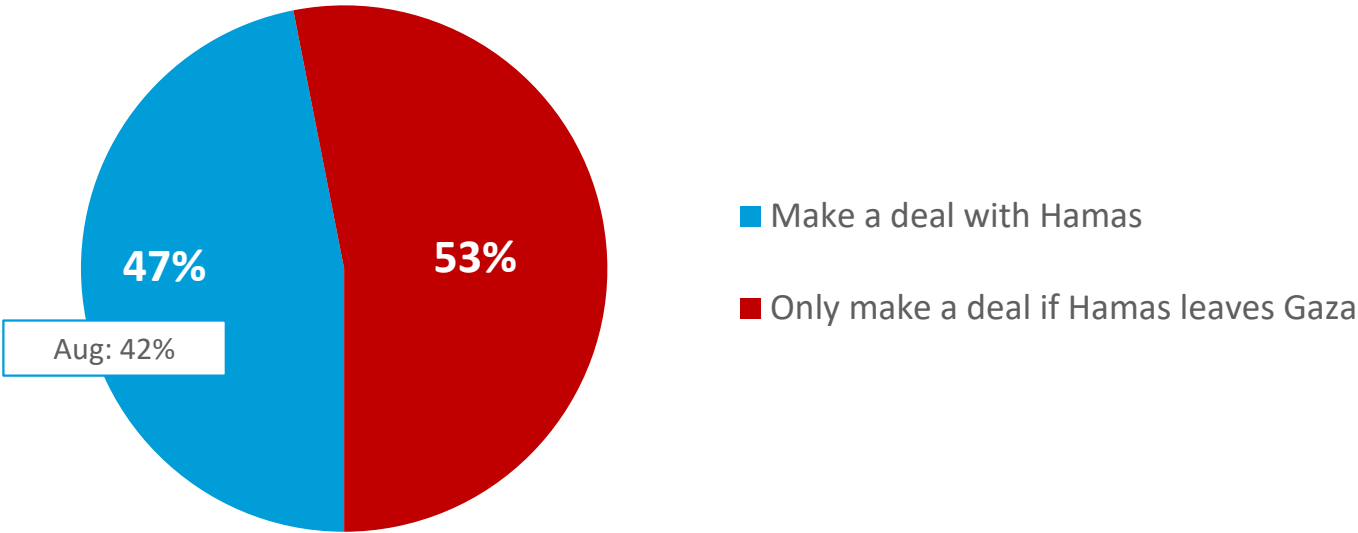
■ Support ■ Oppose

Column %	DEM	GOP	IND/OTH
Support	75%	83%	76%
Oppose	25%	17%	24%

Column %	18-24	25-34	35-44	45-54	55-64	65+
Support	59%	68%	73%	80%	85%	91%
Oppose	41%	32%	27%	20%	15%	9%

A SLIGHT MAJORITY OF VOTERS WANT HAMAS TO EXIT GAZA AS A CONDITION FOR A DEAL

Do you think that Israel should make a deal with Hamas to get the rest of the hostages back leaving Hamas in place or make such a deal only if Hamas leaves Gaza?

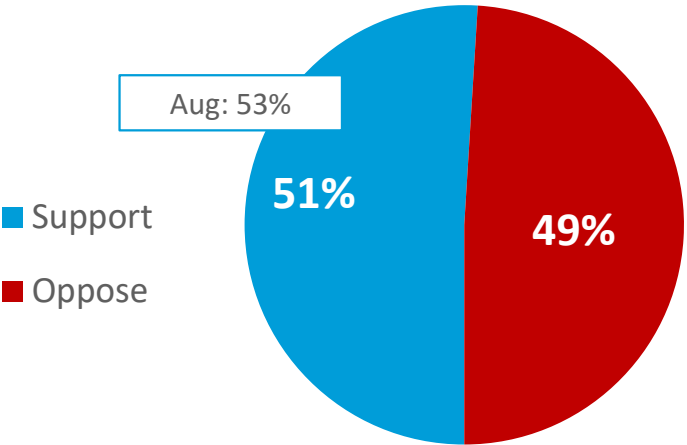


Column %	DEM	GOP	IND/OTH
Make a deal with Hamas	54%	41%	45%
Only make a deal if Hamas leaves Gaza	46%	59%	55%

Column %	18-24	25-34	35-44	45-54	55-64	65+
Make a deal with Hamas	58%	51%	46%	51%	39%	43%
Only make a deal if Hamas leaves Gaza	42%	49%	54%	49%	61%	57%

VOTERS ARE SPLIT ON TRUMP’S HANDLING OF THE ISRAELI-HAMAS CONFLICT, THOUGH A MAJORITY SUPPORT TRUMP’S PEACE PLAN

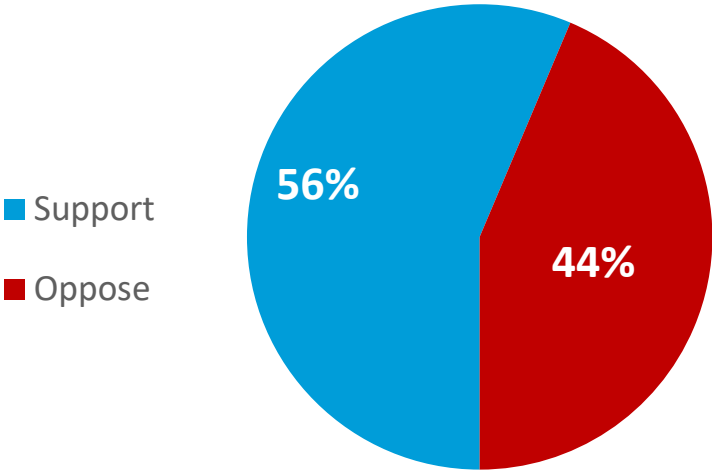
Do you support or oppose Donald Trump's handling of the Israeli-Hamas conflict so far?



Column %	GOP	DEM	IND/OTH
Support	83%	24%	44%
Oppose	17%	76%	56%

Column %	18-24	25-34	35-44	45-54	55-64	65+
Support	33%	54%	55%	53%	50%	53%
Oppose	67%	46%	45%	47%	50%	47%

Do you support or oppose the 21-point peace plan put forward by President Trump?



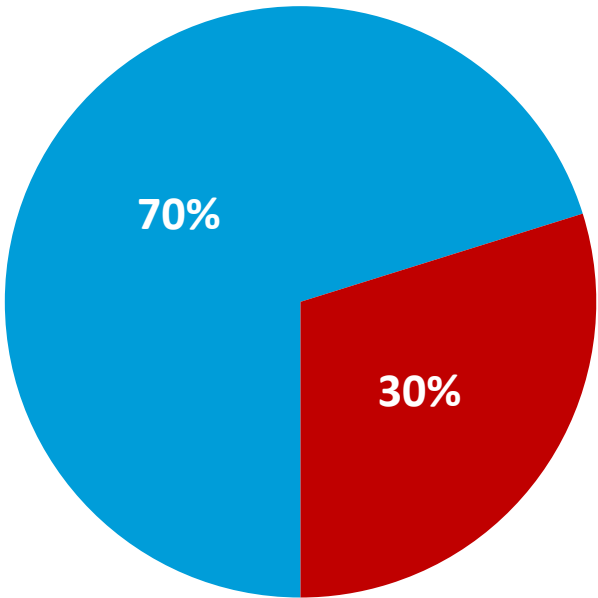
Column %	GOP	DEM	IND/OTH
Support	86%	31%	51%
Oppose	14%	69%	49%

Column %	18-24	25-34	35-44	45-54	55-64	65+
Support	39%	55%	62%	59%	55%	60%
Oppose	61%	45%	38%	41%	45%	40%

ISR0201xFeb25: Do you support or oppose Donald Trump's handling of the Israeli-Hamas conflict so far?
ISR0901xsept2025: Do you support or oppose the 21-point peace plan put forward by President Trump?

THERE IS BROAD SUPPORT FOR THE PEACE PLAN KNOWING ALL MAJOR ARAB GOVERNMENTS HAVE VOICED SUPPORT FOR IT

All the major Arab governments have said they support the peace plan. Given this, do you favor or oppose it?



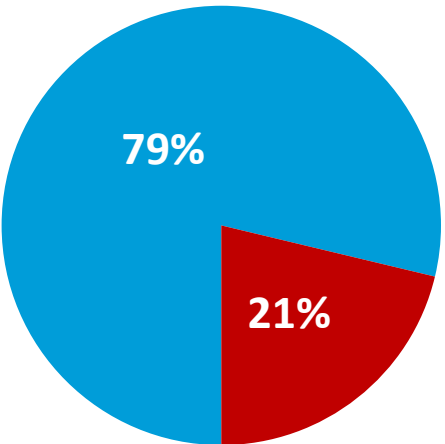
■ Support ■ Oppose

Column %	DEM	GOP	IND/OTH
Support	56%	87%	67%
Oppose	44%	13%	33%

Column %	18-24	25-34	35-44	45-54	55-64	65+
Support	52%	65%	70%	74%	70%	79%
Oppose	48%	35%	30%	26%	30%	21%

NEARLY 4 IN 5 VOTERS BELIEVE ISRAEL SHOULD ACCEPT THE PLAN, THOUGH THEY ARE SPLIT ON WHETHER ISRAEL HAS ACCEPTED IT

Do you think Israel should accept the plan?

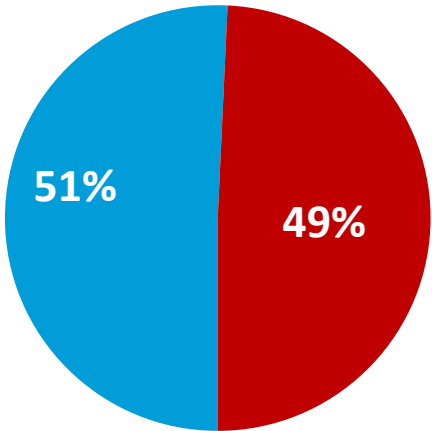


■ Accept ■ Not accept

Column %	DEM	GOP	IND/OTH
Accept	71%	87%	77%
Not accept	29%	13%	23%

Column %	18-24	25-34	35-44	45-54	55-64	65+
Accept	68%	78%	78%	77%	80%	85%
Not accept	32%	22%	22%	23%	20%	15%

Do you think Israel has accepted it or rejected it?



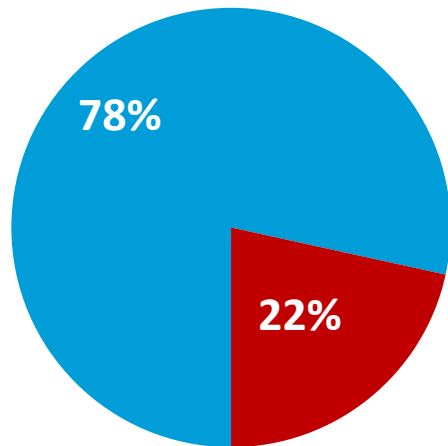
■ Accepted it ■ Rejected it

Column %	DEM	GOP	IND/OTH
Accepted it	40%	64%	47%
Rejected it	60%	36%	53%

Column %	18-24	25-34	35-44	45-54	55-64	65+
Accepted it	40%	56%	56%	48%	45%	55%
Rejected it	60%	44%	44%	52%	55%	45%

A STRONG MAJORITY OF VOTERS THINK HAMAS SHOULD ACCEPT THE PLAN, AND TWO-THIRDS BELIEVE HAMAS HAS REJECTED IT

Do you think Hamas should accept the plan?

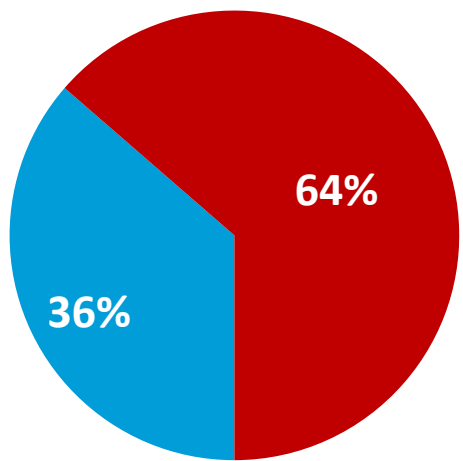


■ Accept ■ Not accept

Column %	DEM	GOP	IND/OTH
Accept	72%	87%	75%
Not accept	28%	13%	25%

Column %	18-24	25-34	35-44	45-54	55-64	65+
Accept	64%	73%	76%	79%	81%	88%
Not accept	36%	27%	24%	21%	19%	12%

Do you think Hamas has accepted it or rejected it?



■ Accepted it ■ Rejected it

Column %	DEM	GOP	IND/OTH
Accepted it	34%	40%	35%
Rejected it	66%	60%	65%

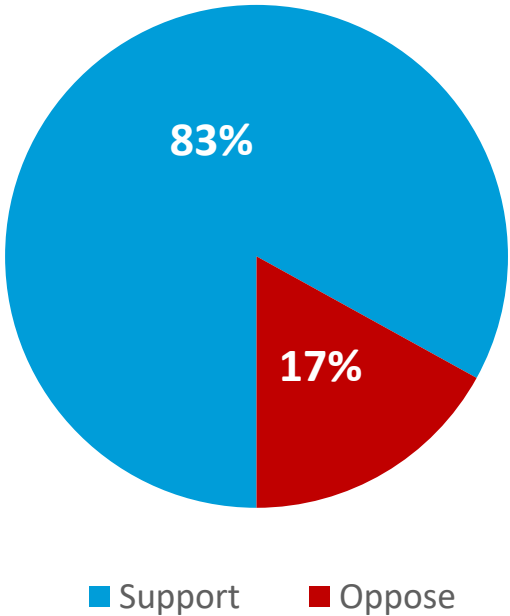
Column %	18-24	25-34	35-44	45-54	55-64	65+
Accepted it	42%	52%	49%	34%	25%	23%
Rejected it	58%	48%	51%	66%	75%	77%

ISR0905: Do you think Hamas should accept the plan?
ISR0906: Do you think Hamas has accepted it or rejected it?

OVERWHELMING MAJORITY SUPPORT GAZA PEACE PLAN RELEASING HOSTAGES, CREATING PATH TO PALESTINIAN STATE

The plan calls for all hostages to be released immediately and for Hamas to lay down its weapons and leave. In exchange Israel would release over 1,000 prisoners. Arab governments and representatives of the US would help administer Gaza as Israel withdraws. A security buffer would be set up and a path would be provided for a Palestinian state so long as Israel was recognized by the Palestinians and groups within the country give up trying to destroy Israel.

In general, is this a plan you support or oppose?



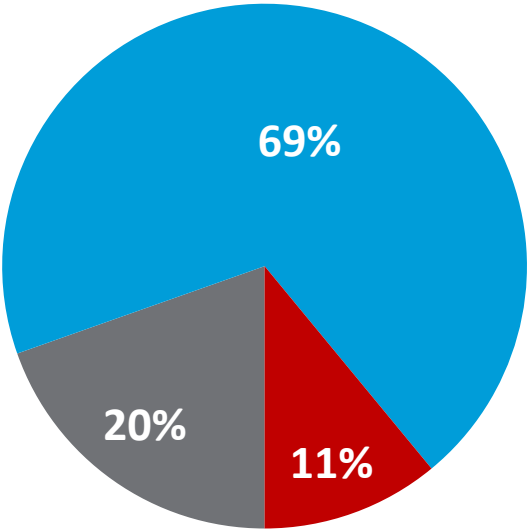
Column %	DEM	GOP	IND/OTH
Support	77%	90%	81%
Oppose	23%	10%	19%

Column %	18-24	25-34	35-44	45-54	55-64	65+
Support	68%	80%	82%	83%	85%	91%
Oppose	32%	20%	18%	17%	15%	9%

ISR0907: The plan calls for all hostages to be released immediately and for Hamas to lay down its weapons and leave. In exchange Israel would release over 1,000 prisoners. Arab governments and representatives of the US would help administer Gaza as Israel withdraws. A security buffer would be set up and a path would be provided for a Palestinian state so long as Israel was recognized by the Palestinians and groups within the country give up trying to destroy Israel. In general, is this a plan you support or oppose?

THERE IS WIDE CONSENSUS THAT THE LONG-TERM ANSWER TO THE ISRAELI-PALESTINIAN CONFLICT SHOULD BE A TWO-STATE SOLUTION

Do you think that the long-term answer to the Israeli-Palestinian dispute is for ...



- Arab states to absorb the Palestinians
- There to be two states: Israel and Palestine
- Israel to be ended and be given to Hamas and the Palestinians

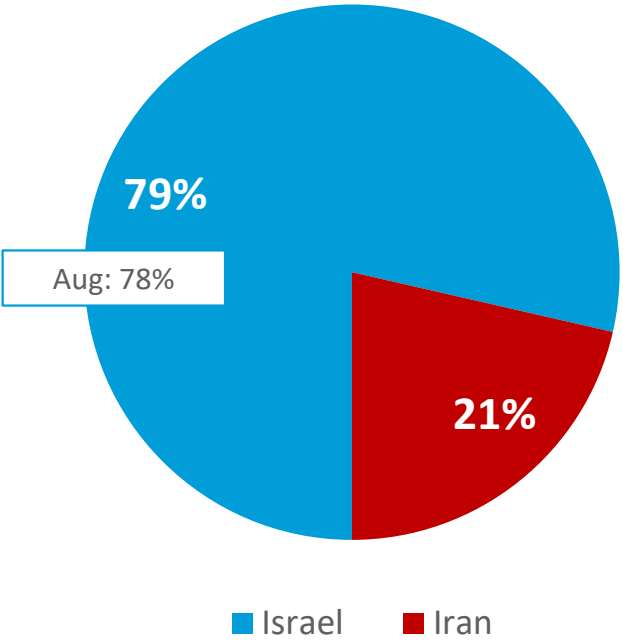
Column %	DEM	GOP	IND/OTH
Arab states to absorb the Palestinians	13%	28%	17%
There to be two states: Israel and Palestine	76%	63%	70%
Israel to be ended and be given to Hamas and the Palestinians	11%	9%	12%

Column %	18-24	25-34	35-44	45-54	55-64	65+
Arab states to absorb the Palestinians	12%	14%	22%	21%	21%	23%
There to be two states: Israel and Palestine	62%	70%	66%	68%	72%	73%
Israel to be ended and be given to Hamas and the Palestinians	26%	16%	12%	11%	7%	3%

IRAN

THERE REMAINS STRONG SUPPORT FOR ISRAEL OVER IRAN

In the Israel-Iran conflict do you support Israel more or Iran more?

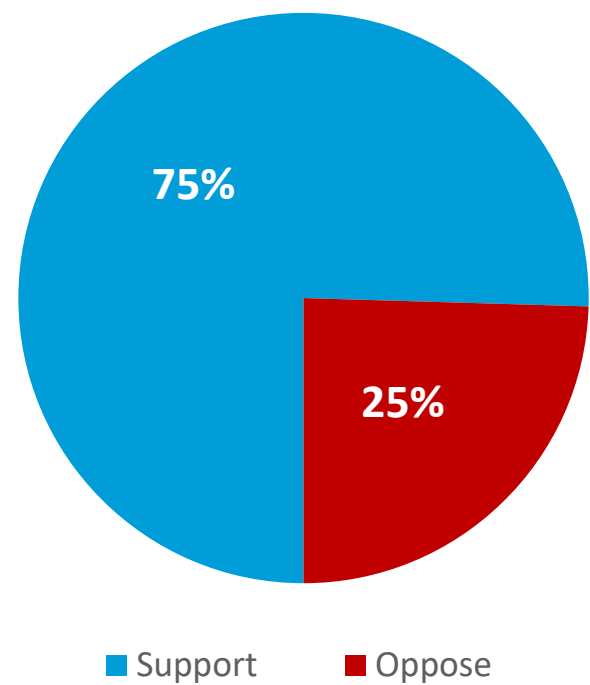


Column %	DEM	GOP	IND/OTH
Israel	72%	88%	76%
Iran	28%	12%	24%

Column %	18-24	25-34	35-44	45-54	55-64	65+
Israel	55%	69%	75%	78%	88%	91%
Iran	45%	31%	25%	22%	12%	9%

THREE-QUARTERS OF VOTERS SUPPORT IMPOSING NEW SANCTIONS ON IRAN FOR ITS CONTINUED AMBITION FOR NUCLEAR WEAPONS

Do you support or oppose the imposition of new sanctions on Iran for its failure to give up its ambition to have nuclear weapons?



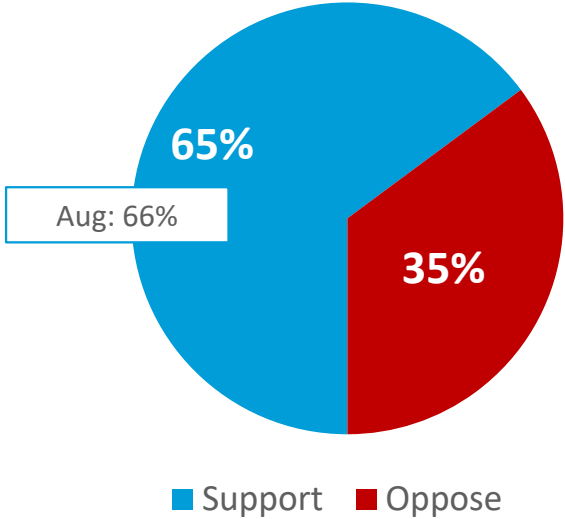
Column %	DEM	GOP	IND/OTH
Support	71%	84%	71%
Oppose	29%	16%	29%

Column %	18-24	25-34	35-44	45-54	55-64	65+
Support	55%	69%	69%	76%	81%	89%
Oppose	45%	31%	31%	24%	19%	11%

UKRAINE-RUSSIA

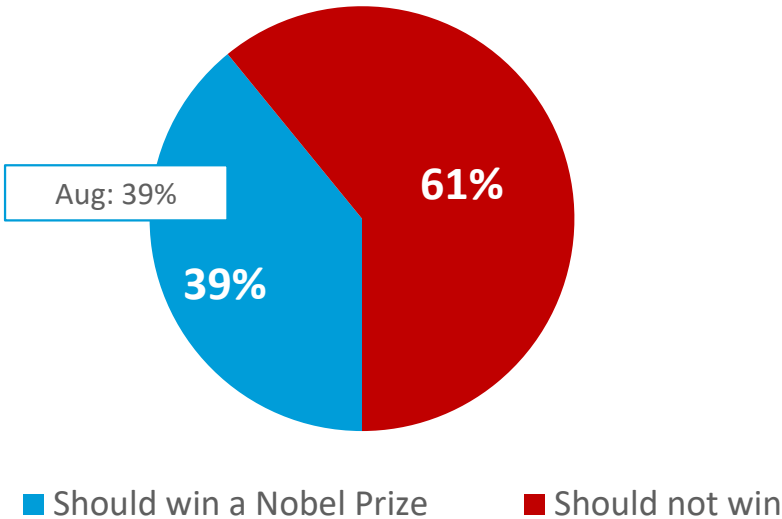
NEARLY TWO-THIRDS OF VOTERS SUPPORT TRUMP’S EFFORTS TO END THE WAR, WHILE THREE IN FIVE DO NOT BELIEVE TRUMP SHOULD WIN A NOBEL PRIZE FOR HIS PEACEMAKING EFFORTS

Do you support or oppose Donald Trump's efforts to end the war in Ukraine?



Column %	DEM	GOP	IND/OTH
Support	44%	88%	61%
Oppose	56%	12%	39%

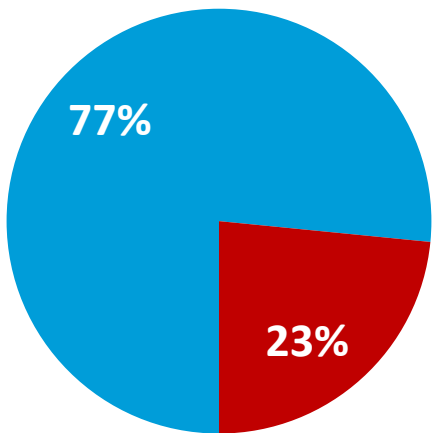
Should Donald Trump win a Nobel Prize or not for his work to stop wars around the world?



Column %	DEM	GOP	IND/OTH
Should win a Nobel Prize	15%	68%	32%
Should not win	85%	32%	68%

OVER THREE IN FOUR SUPPORT FURTHER SANCTIONS ON RUSSIA TO END THE WAR, AND MOST VOTERS THINK GOVERNMENTS THAT BUY RUSSIAN OIL AND GAS SHOULD INCUR TARIFFS

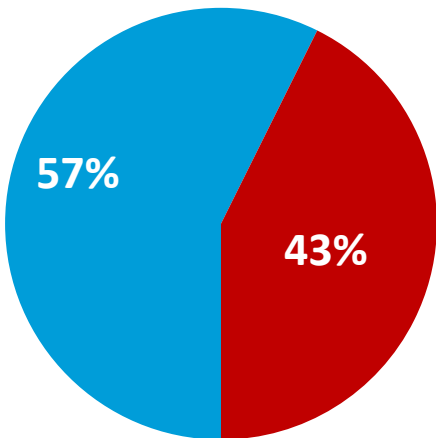
Do you support or oppose additional economic sanctions on Russia to try to force it to end the war?



■ Support ■ Oppose

Column %	DEM	GOP	IND/OTH
Support	71%	86%	72%
Oppose	29%	14%	28%

Do you think that governments that buy oil and gas from Russia should be punished with tariffs or should they not be punished for buying that oil?



■ Punished ■ Not punished

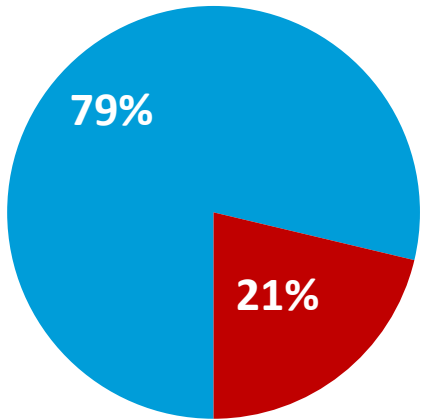
Column %	DEM	GOP	IND/OTH
Punished	55%	66%	51%
Not punished	45%	34%	49%

UKR0901: Do you support or oppose additional economic sanctions on Russia to try to force it to end the war?

UKR0902: Do you think that governments that buy oil and gas from Russia should be punished with tariffs or should they not be punished for buying that oil?

MOST VOTERS SUPPORT ARMING UKRAINE, SANCTIONING RUSSIA, AND PREFER EUROPE BUY U.S. OIL OVER RUSSIA’S

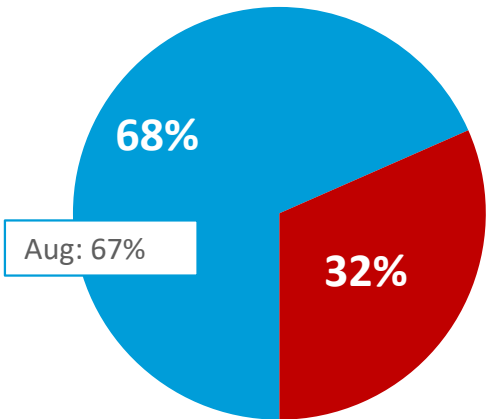
Do you think Europe should stop buying oil from Russia and buy it from the United States instead if it were practical?



■ Yes ■ No

Column %	DEM	GOP	IND/OTH
Yes	76%	86%	74%
No	24%	14%	26%

Should the Trump administration continue to provide weaponry to Ukraine and impose further economic sanctions on Russia if it refuses to negotiate and prolongs the bloodshed, or should it not do so for fear of antagonizing Russia?



■ Continue to provide weaponry and impose sanctions
■ Not continue for fear of antagonizing

Column %	DEM	GOP	IND/OTH
Continue to provide weaponry and impose sanctions	72%	73%	60%
Not continue for fear of antagonizing	28%	27%	40%

UKR0903: Do you think Europe should stop buying oil from Russia and buy it from the United States instead if it were practical?

UKR0503: Should the Trump administration continue to provide weaponry to Ukraine and impose further economic sanctions on Russia if it refuses to negotiate and prolongs the bloodshed, or should it not do so for fear of antagonizing Russia?