

# HARVARD CAPS HARRIS POLL



Field Dates: August 20-21, 2025



## SURVEY METHOD

This survey was conducted online within the United States on **August 20-21, 2025**, among **2,025 registered voters** by The Harris Poll and HarrisX.

Respondents for this poll are recruited through opt-in, web-panel recruitment sampling. Recruitment occurs through a broad variety of professional, validated respondent panels to expand the sampling frame as wide as possible and minimize the impact of any given panel on recruiting methods.

Results are weighted for age within gender, region, race/ethnicity, marital status, household size, income, employment, education, political party, and political ideology where necessary to align them with their actual proportions in the population. Propensity score weighting was also used to adjust for respondents' propensity to be online. The margin of error for the total sample is +/- 2.2 pts on a 95% confidence level.

The poll was supervised by pollsters:

**Mark Penn** (Chairman, The Harris Poll)

**Dritan Nesho** (CEO, HarrisX)

**Stephen Ansolabehere** (Professor and CAPS Director Emeritus, Harvard University)

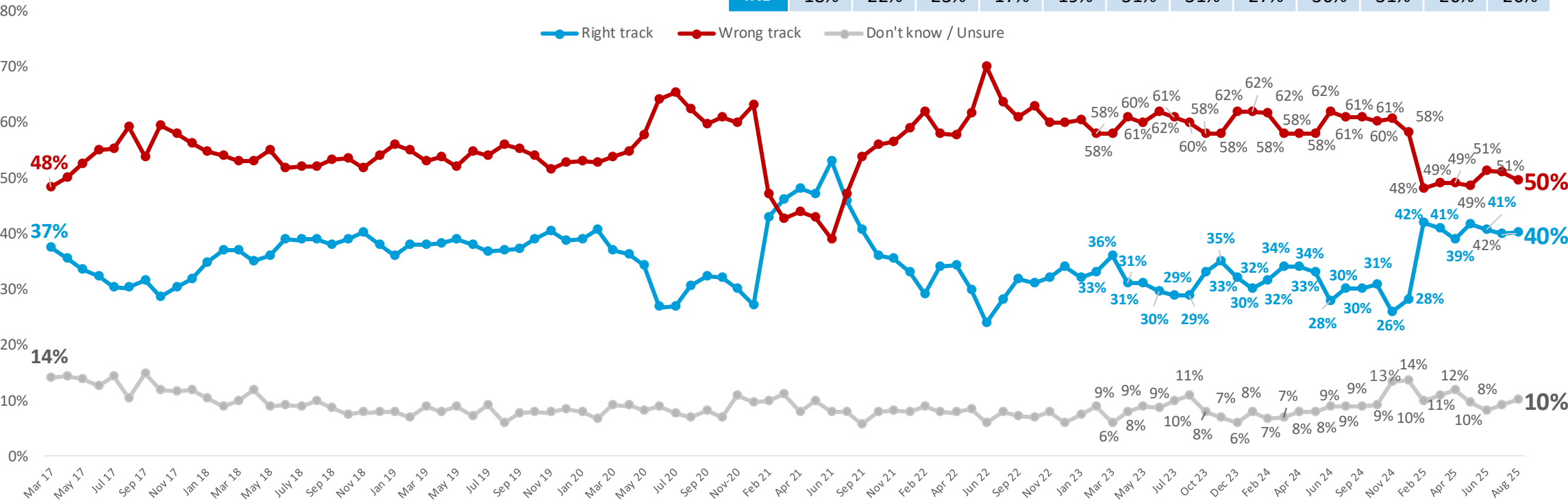
# **Approval and Mood of Country**

40% OF VOTERS SAY THE COUNTRY IS ON THE RIGHT TRACK

% Who Say "Right Track"

	07/24	09/24	10/24	11/24	01/25	02/25	03/25	04/25	05/25	06/25	07/25	08/25
GOP	11%	10%	15%	32%	34%	71%	72%	69%	76%	71%	73%	72%
DEM	56%	55%	52%	29%	30%	21%	17%	20%	17%	17%	19%	20%
IND	18%	22%	23%	17%	19%	31%	31%	27%	30%	31%	26%	26%

Country: Right Track / Wrong Track



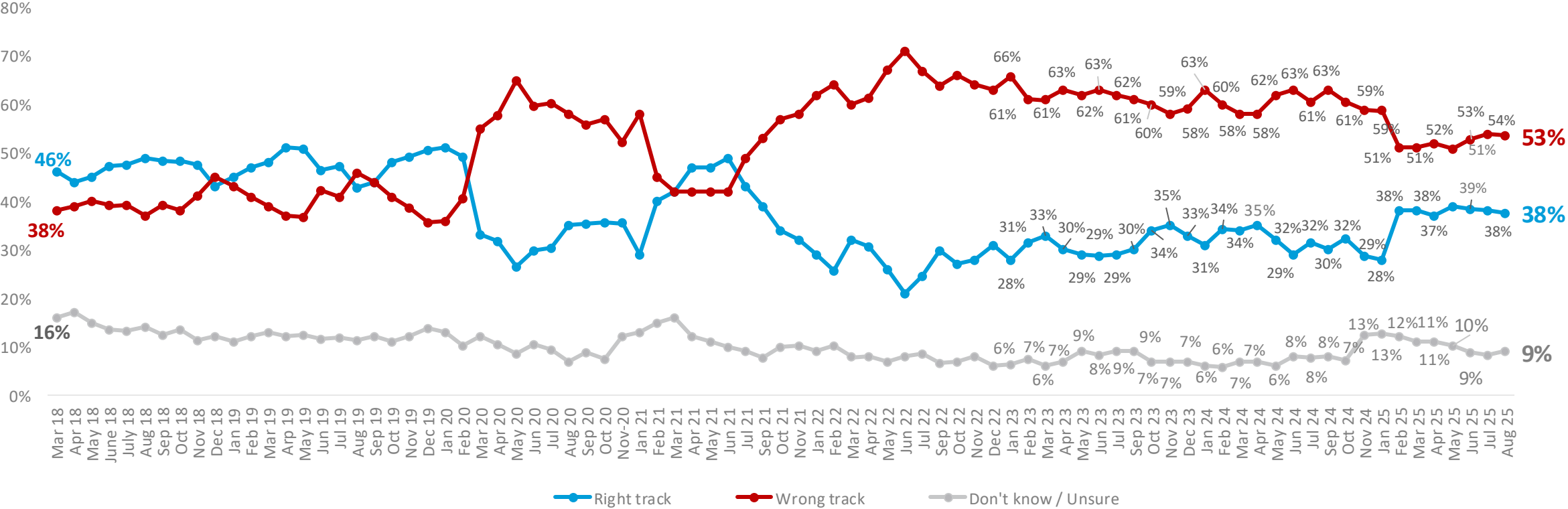
M1. In general, do you think the country is on the right track or is it off on the wrong track?

# 38% OF VOTERS SAY THE ECONOMY IS ON THE RIGHT TRACK

U.S. Economy: Right Track / Wrong Track

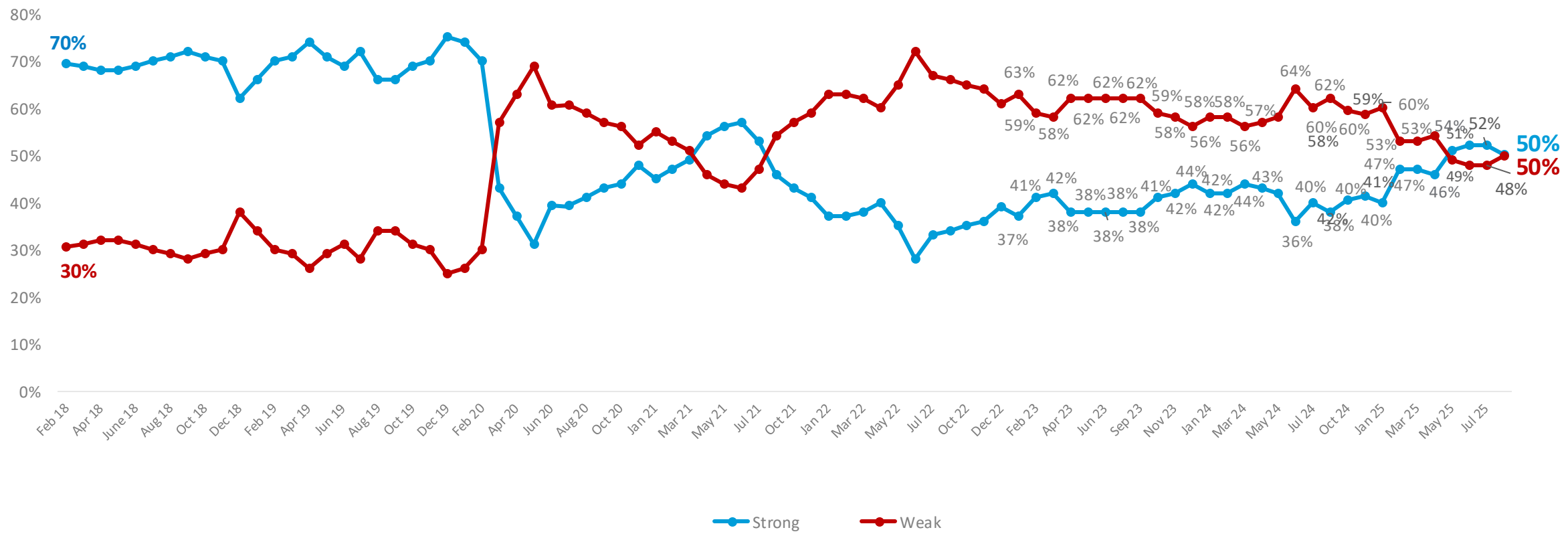
% Who Say “Right Track”

	06/24	07/24	09/24	10/24	11/24	01/25	02/25	03/25	04/25	05/25	06/25	07/25	08/25
GOP	9%	11%	9%	13%	28%	30%	63%	67%	64%	72%	69%	70%	68%
DEM	55%	58%	54%	56%	38%	34%	20%	17%	18%	15%	15%	17%	17%
IND	20%	22%	23%	25%	21%	20%	27%	29%	26%	28%	29%	25%	26%



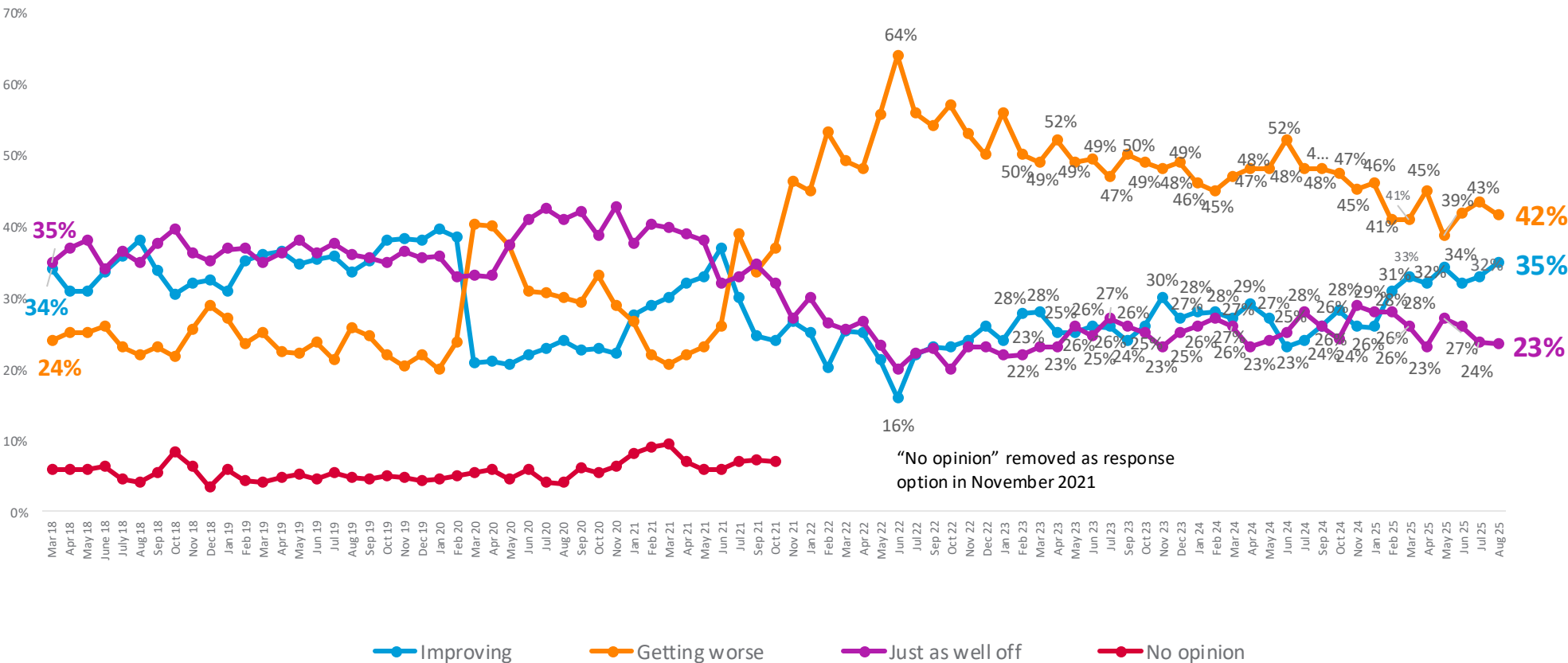
# VOTERS ARE EVENLY SPLIT ON WHETHER THE U.S. ECONOMY IS STRONG TODAY OR NOT

How strong do you think the U.S. economy is today?



# SLIGHTLY UP FROM JULY, JUST OVER A THIRD OF VOTERS SAY THEIR PERSONAL FINANCIAL SITUATION IS IMPROVING

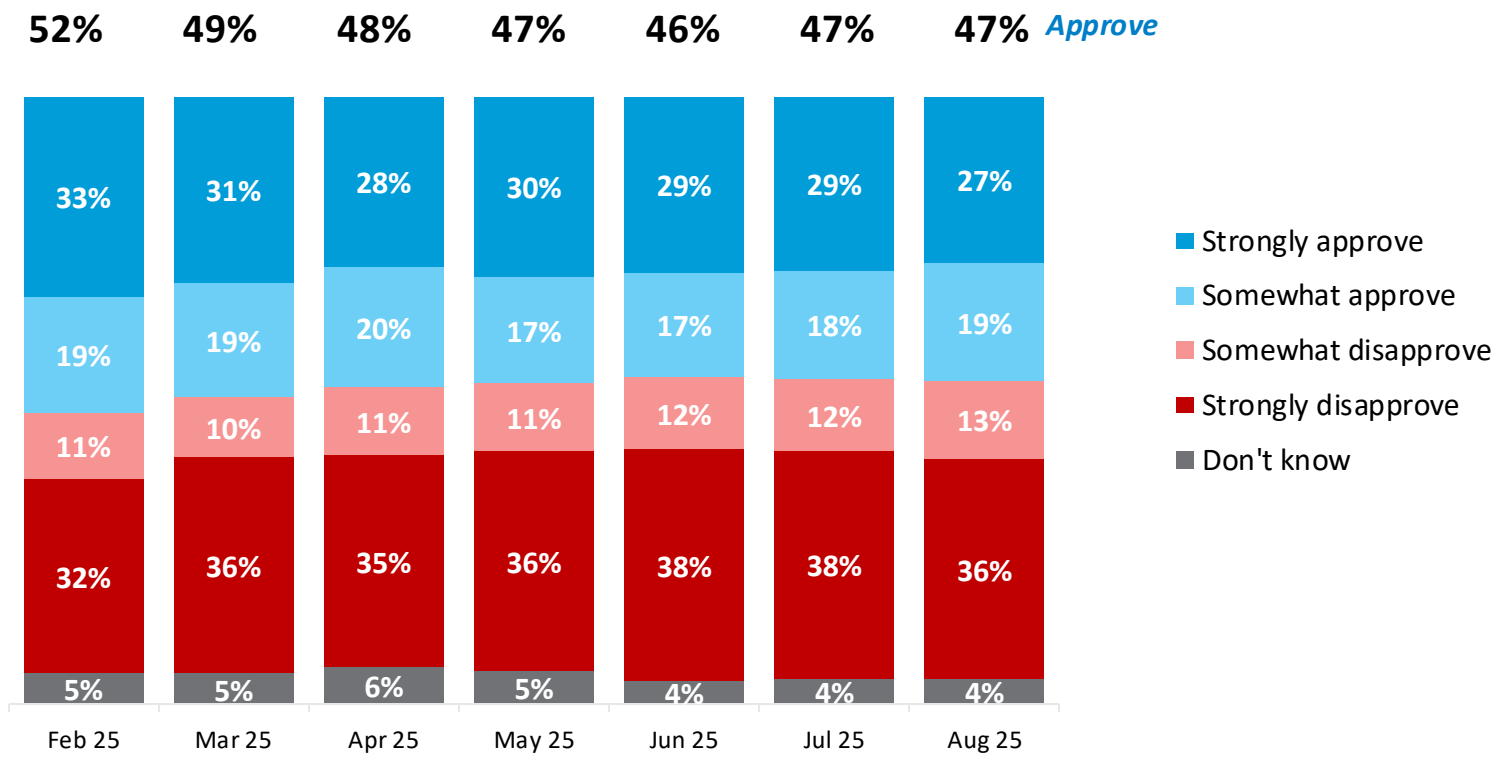
Would you say that your personal financial situation is improving or getting worse?



Row %	Improving	Getting worse
Total	35%	42%
DEM	25%	51%
GOP	51%	26%
IND/OTH	27%	49%
Male	43%	33%
Female	27%	49%
18-24	34%	46%
25-34	45%	36%
35-44	40%	41%
45-54	35%	46%
55-64	30%	46%
65+	25%	39%
White	35%	40%
Black or African American	40%	43%
Hispanic	33%	50%
Asian	27%	36%
Other	30%	52%
Urban	41%	39%
Suburban	33%	43%
Rural	30%	43%

# TRUMP'S APPROVAL IS STEADY AT 47%

Do you disapprove or approve of the job Donald J. Trump is doing as President of the United States?



Row %	Approve (NET)	Disapprove (NET)
Total	47%	49%
DEM	16%	81%
GOP	83%	15%
IND/OTH	39%	53%
Male	53%	44%
Female	41%	53%
18-24	31%	56%
25-34	50%	44%
35-44	51%	44%
45-54	44%	55%
55-64	49%	46%
65+	46%	53%
White	53%	44%
Black or African American	36%	60%
Hispanic	32%	59%
Asian	35%	62%
Other	40%	54%
Urban	48%	47%
Suburban	44%	52%
Rural	52%	46%



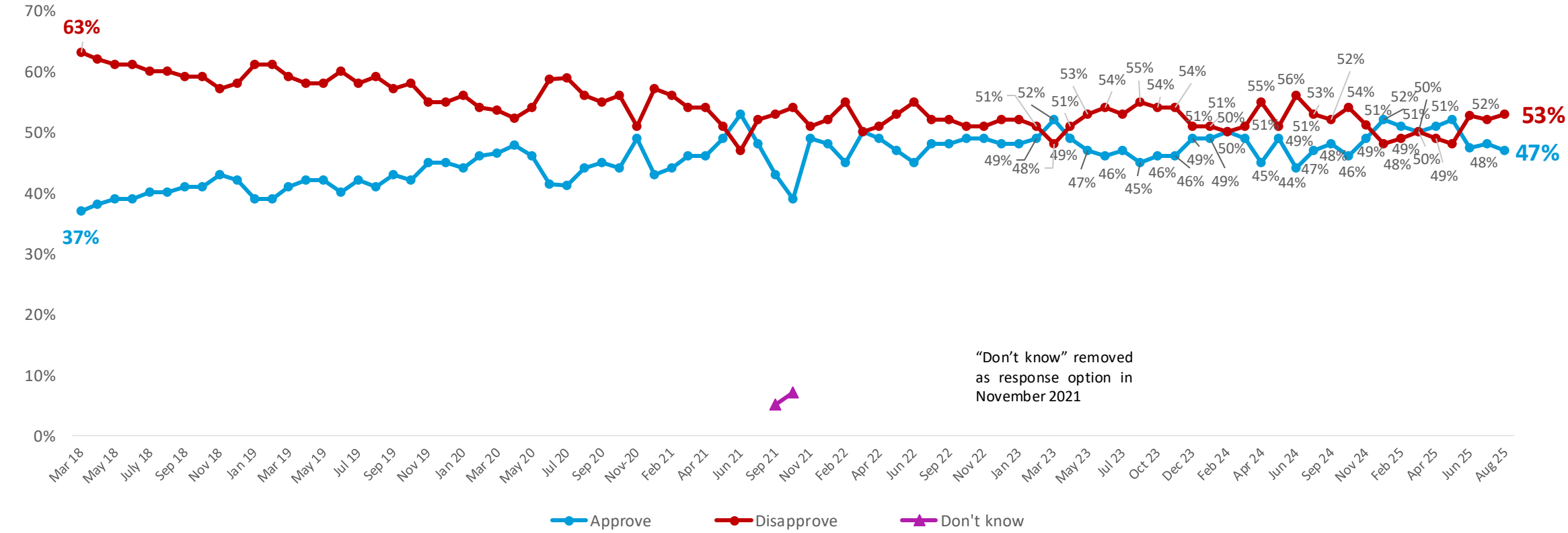
# TRUMP'S APPROVAL IS HIGHEST ON FIGHTING CRIME IN U.S. CITIES, RETURNING AMERICA TO ITS VALUES, AND IMMIGRATION; LOWEST ON INFLATION AND TRADE POLICY

## Approve of Trump on... (Strongly or Somewhat Approve)

	Jan 25 (Biden)	Feb 25	Mar 25	Apr 25	May 25	Jun 25	July 25	Aug 25
The Economy	37%	49%	45%	43%	46%	44%	44%	44%
Immigration	34%	56%	53%	51%	51%	49%	50%	50%
Foreign Affairs	38%	48%	45%	44%	46%	45%	45%	44%
Administering the Gov't	40%	49%	47%	47%	47%	45%	46%	45%
Handling Inflation	34%	45%	43%	41%	43%	42%	42%	41%
Reducing the Cost of the Government		53%	49%	50%	49%	46%	46%	46%
Returning America to its Values		53%	49%	49%	51%	48%	50%	50%
Tariffs and Trade Policy				41%	42%	41%	42%	41%
Fighting crime in America's cities								51%

# GOP APPROVAL NOW AT 47%

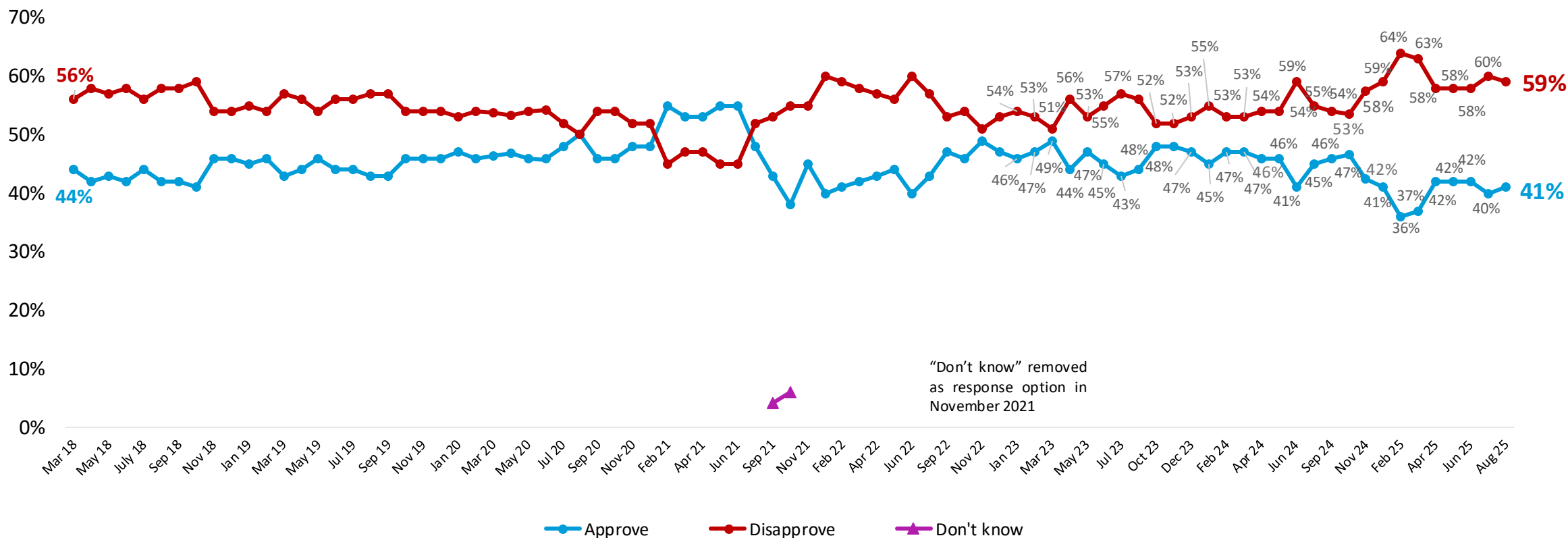
## GOP Approval



Column %	Total	DEM	GOP	IND/OTH	Male	Female	18-24	25-34	35-44	45-54	55-64	65+	White	Black or African American	Hispanic	Asian	Other	Urban	Suburban	Rural
Approve (NET)	47%	16%	85%	38%	51%	43%	37%	52%	51%	42%	48%	45%	52%	36%	37%	43%	38%	48%	45%	50%
Disapprove (NET)	53%	84%	15%	62%	49%	57%	63%	48%	49%	58%	52%	55%	48%	64%	63%	57%	62%	52%	55%	50%

# DEMOCRATIC PARTY APPROVAL STILL UNDERWATER AT 41%

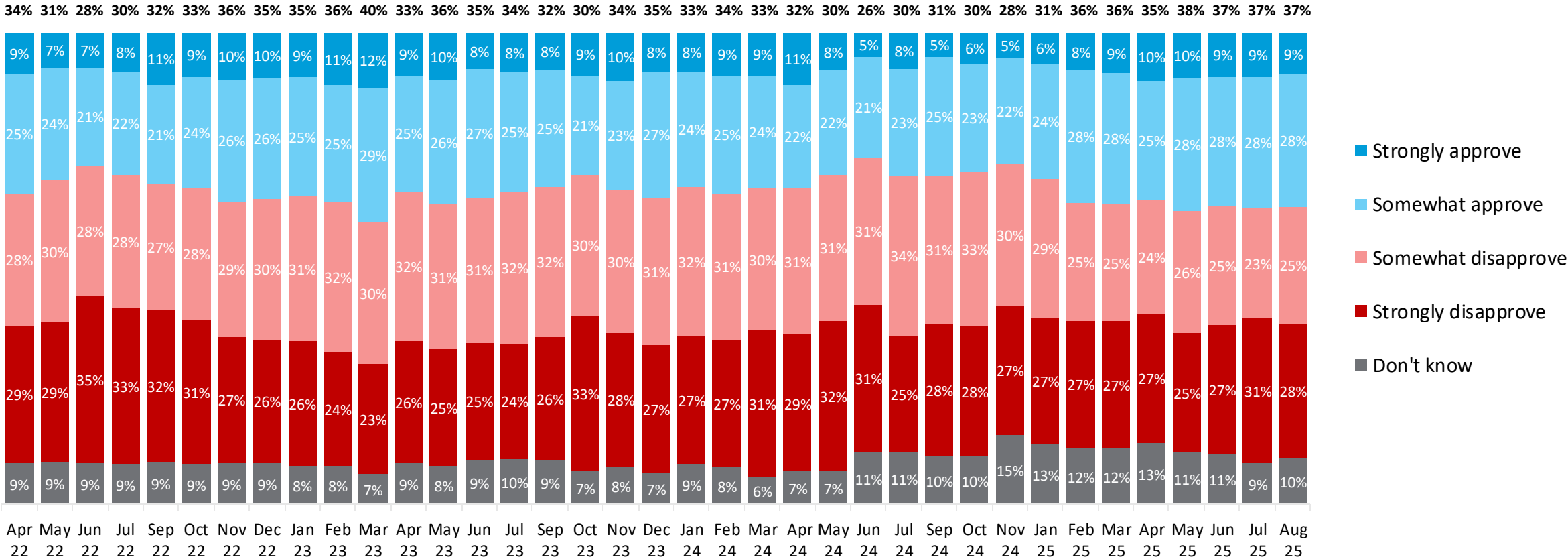
## Democratic Party Approval



Column %	Total	DEM	GOP	IND/OTH	Male	Female	18-24	25-34	35-44	45-54	55-64	65+	White	Black or African American	Hispanic	Asian	Other	Urban	Suburban	Rural
Approve (NET)	41%	73%	20%	31%	42%	40%	57%	50%	40%	44%	34%	33%	37%	60%	44%	44%	36%	49%	40%	29%
Disapprove (NET)	59%	27%	80%	69%	58%	60%	43%	50%	60%	56%	66%	67%	63%	40%	56%	56%	64%	51%	60%	71%

# CONGRESSIONAL APPROVAL HOLDS STEADY AT 37%

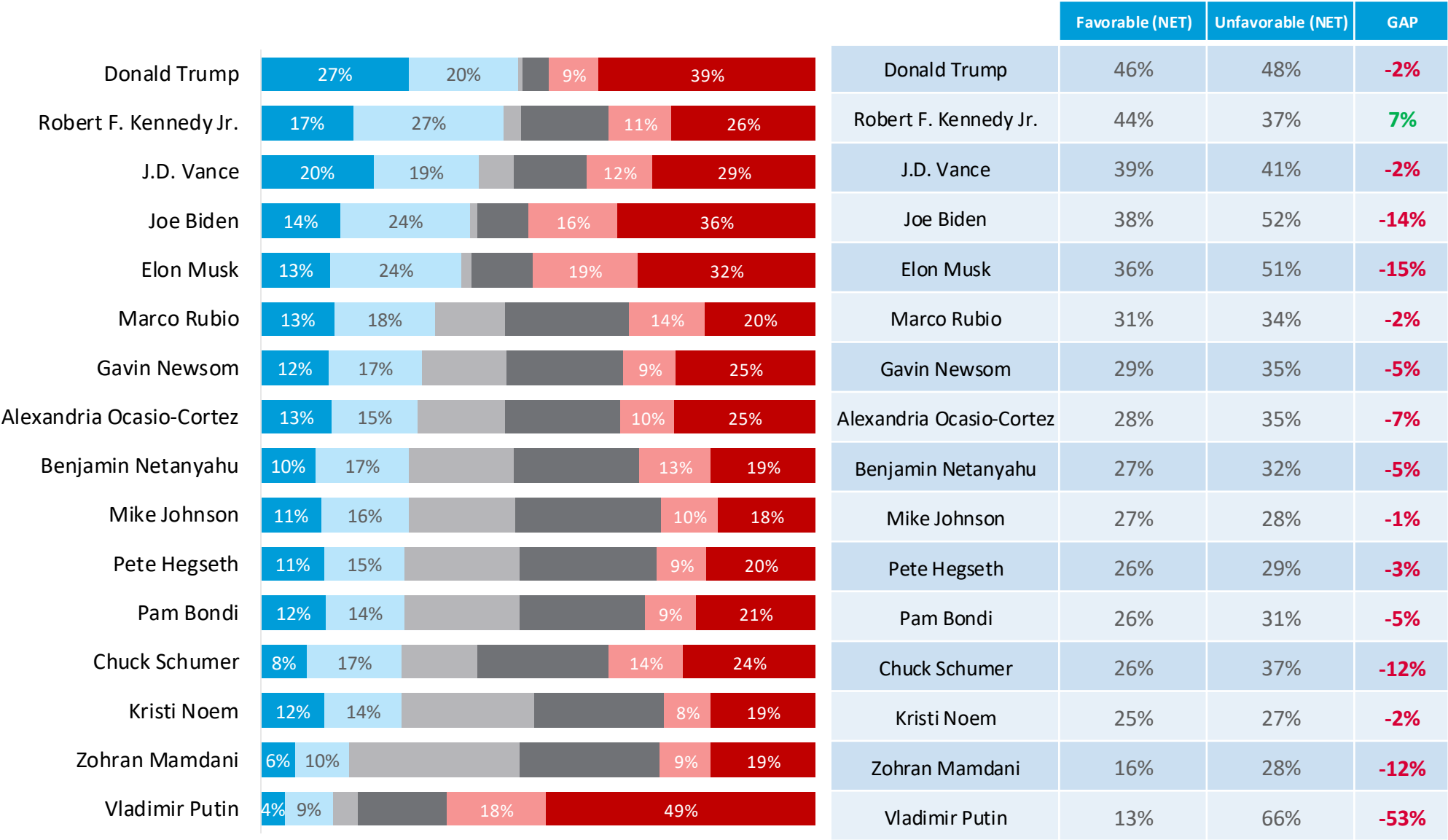
Do you approve or disapprove of the way Congress is doing its job?



# TRUMP AND RFK JR. ARE THE MOST POPULAR FIGURES TESTED, AND ONLY RFK ENJOYS NET FAVORABILITY

## Favorability of Political Figures

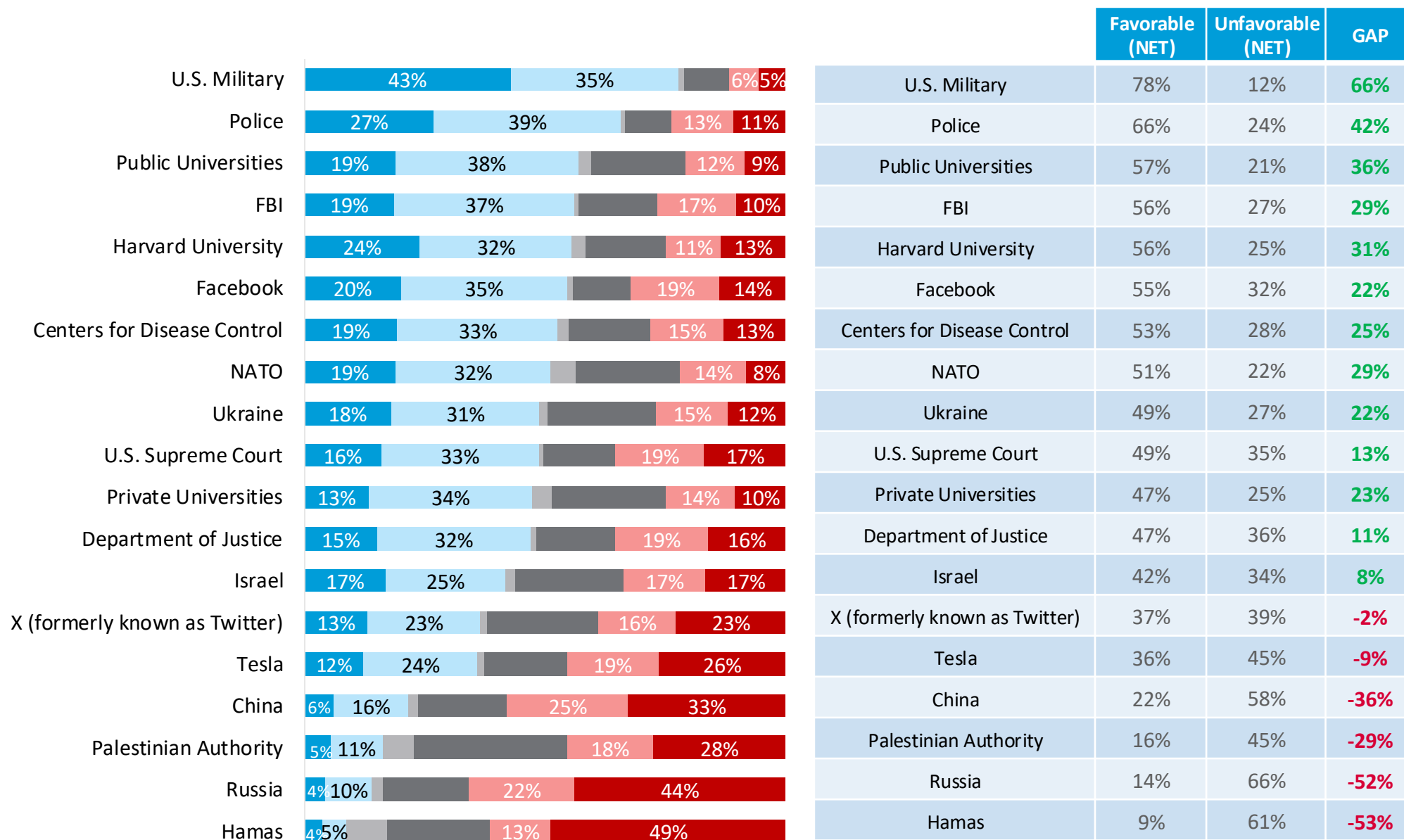
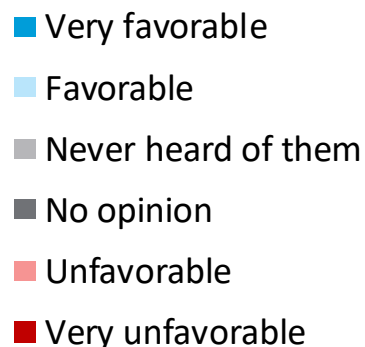
- Very favorable
- Favorable
- Never heard of them
- No opinion
- Unfavorable
- Very unfavorable



F1r. Now we will show you some names and groups. Please indicate if you have a favorable or unfavorable view of that person or group – or if you’ve never heard of them.

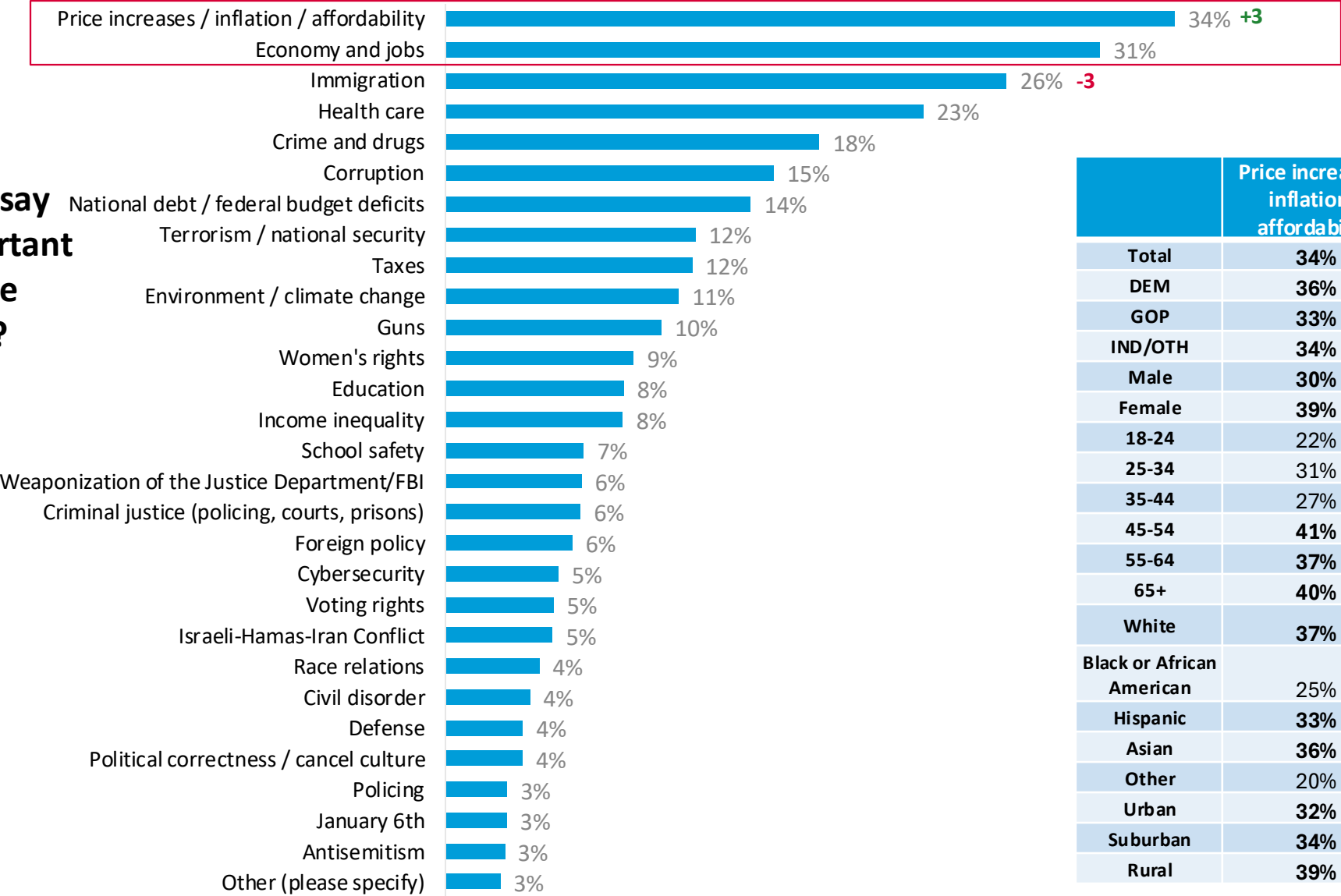
# U.S. MILITARY, THE POLICE, PUBLIC UNIVERSITIES, THE FBI, AND HARVARD ARE THE MOST POPULAR INSTITUTIONS TESTED

## Favorability of Institutions



INFLATION AND THE ECONOMY ARE THE TOP ISSUES TO VOTERS; IMMIGRATION DROPPED IN SALIENCE THIS MONTH

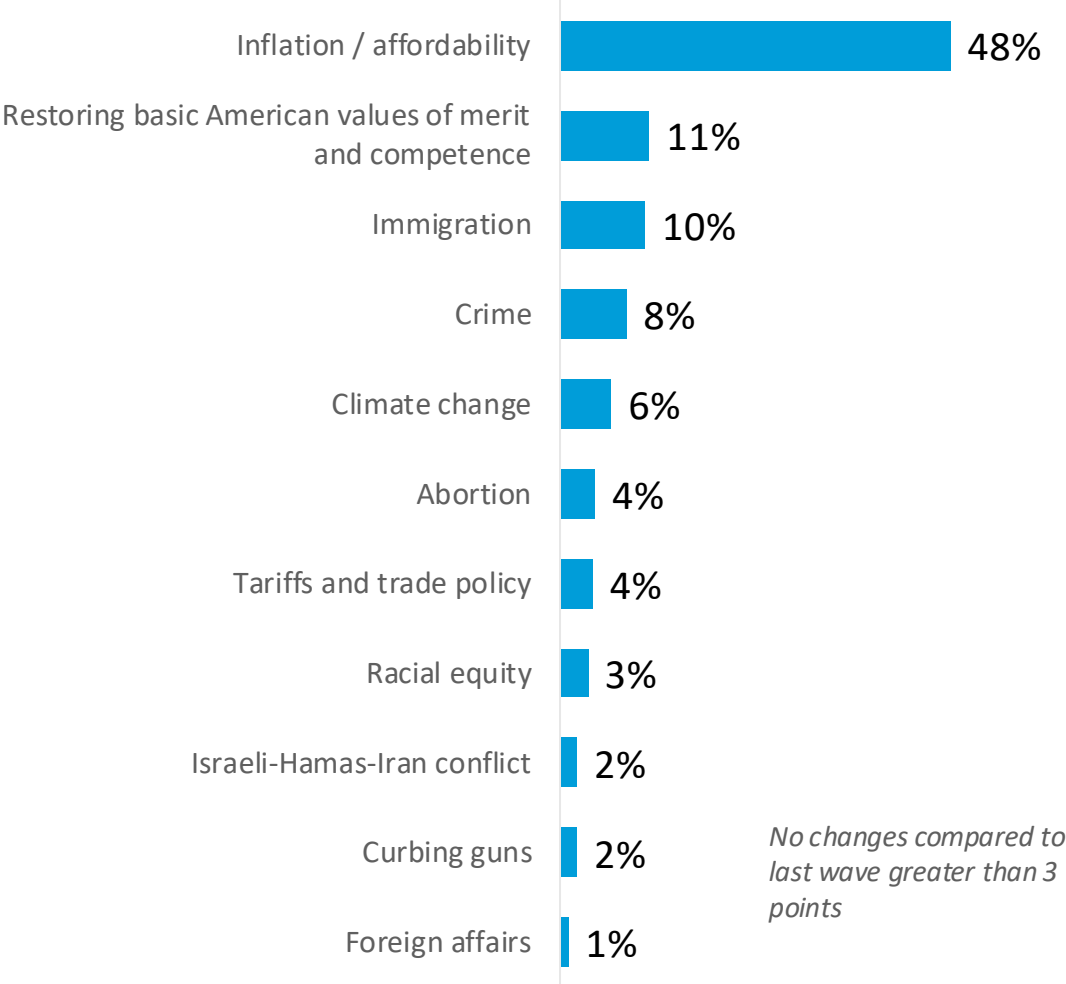
What would you say are the most important issues facing the country today?



	Price increases / inflation / affordability	Economy and jobs
Total	34%	31%
DEM	36%	30%
GOP	33%	32%
IND/OTH	34%	31%
Male	30%	30%
Female	39%	32%
18-24	22%	30%
25-34	31%	32%
35-44	27%	32%
45-54	41%	34%
55-64	37%	35%
65+	40%	24%
White	37%	31%
Black or African American	25%	32%
Hispanic	33%	31%
Asian	36%	32%
Other	20%	27%
Urban	32%	28%
Suburban	34%	33%
Rural	39%	30%

ACROSS THE PARTISAN SPECTRUM, INFLATION IS THE MOST IMPORTANT ISSUE TO VOTERS PERSONALLY

Which of these issues is most important to you personally?



No changes compared to last wave greater than 3 points

Column %	DEM	GOP	IND/OTH
Inflation / affordability	45%	46%	52%
Restoring basic American values of merit and competence	8%	14%	10%
Immigration	7%	14%	10%
Crime	8%	10%	5%
Climate change	10%	4%	5%
Abortion	7%	4%	2%
Tariffs and trade policy	6%	2%	4%
Racial equity	5%	1%	4%
Israeli-Hamas-Iran conflict	2%	2%	2%
Curbing guns	2%	1%	3%
Foreign affairs	0%	1%	1%

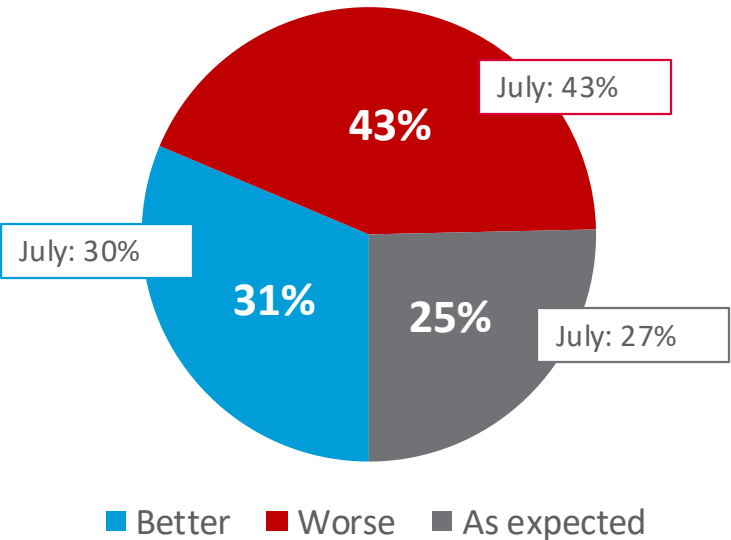


# TRUMP PERFORMANCE

STEADY FROM JULY, OVER 2 IN 5 VOTERS SAY TRUMP IS DOING WORSE THAN EXPECTED. A SMALL MAJORITY SAY HE IS OUTPERFORMING BIDEN.

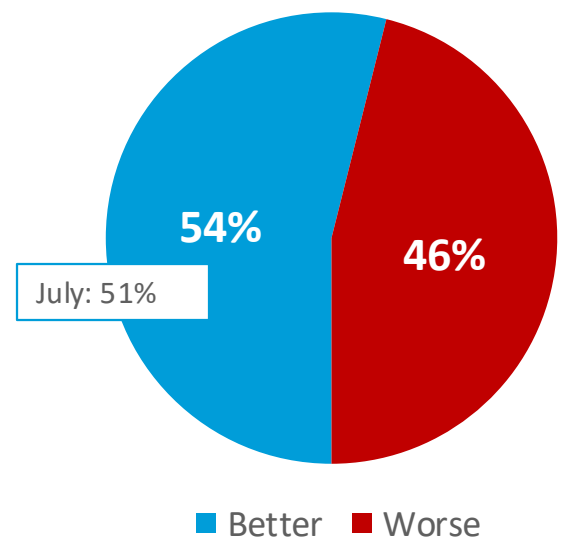
HARVARD CAPS  
HARRIS POLL

Is Donald Trump doing better than you expected as president, worse or about what you expected?



Column %	DEM	GOP	IND/OTH
Better	13%	55%	24%
Worse	70%	15%	46%
As expected	16%	29%	30%

Do you think that Donald Trump is doing a better or worse job as Joe Biden did as President?



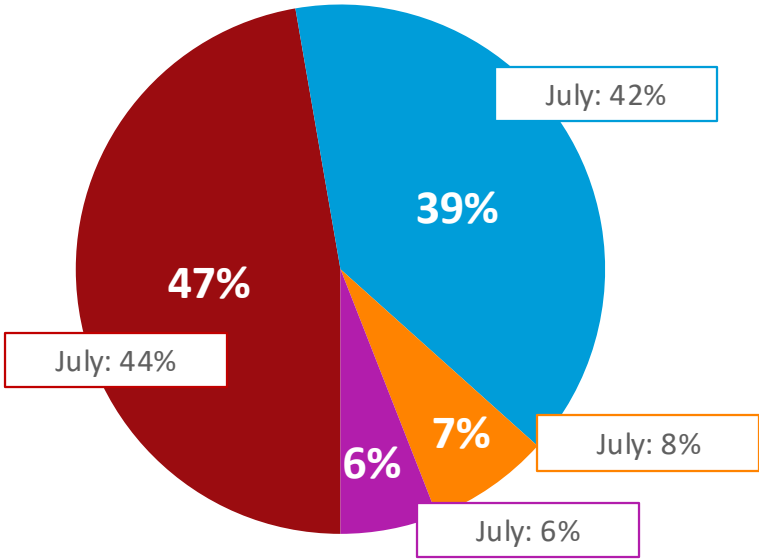
Column %	DEM	GOP	IND/OTH
Better	19%	90%	51%
Worse	81%	10%	49%

DJT01. Is Donald Trump doing better than you expected as president, worse or about what you expected?  
DJT02. Do you think that Donald Trump is doing a better or worse job as Joe Biden did as president?

# MOST VOTERS REMAIN SATISFIED WITH THEIR 2024 PRESIDENTIAL CHOICE

Would you say you are a Kamala Harris voter who wishes Harris won; a Donald Trump voter who wishes Harris won; a Harris voter who is now satisfied with Trump or a Trump voter satisfied with their choice?

- Trump voter satisfied with their choice
- Harris voter who wishes Harris won
- Trump voter who wishes Harris won
- Harris voter who is now satisfied with Trump

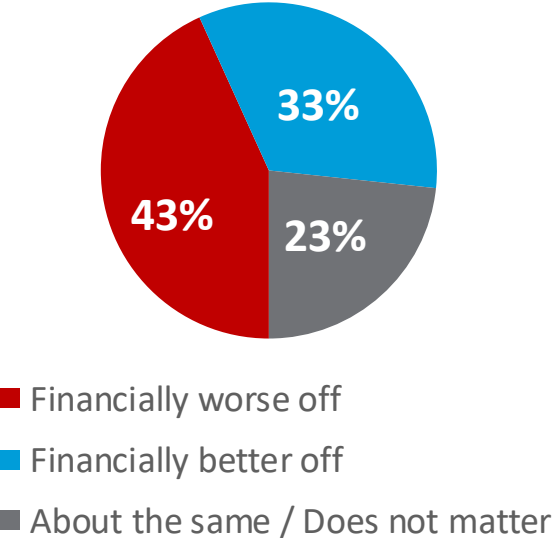


Column %	DEM	GOP	IND/OTH
Trump voter satisfied with their choice	10%	86%	43%
Harris voter who wishes Harris won	77%	5%	39%
Trump voter who wishes Harris won	7%	5%	10%
Harris voter who is now satisfied with Trump	6%	3%	9%

A PLURALITY OF VOTERS SAY TRUMP’S POLICIES WILL MAKE THEM WORSE OFF, AND OVER HALF THINK THEY WILL INCREASE INFLATION

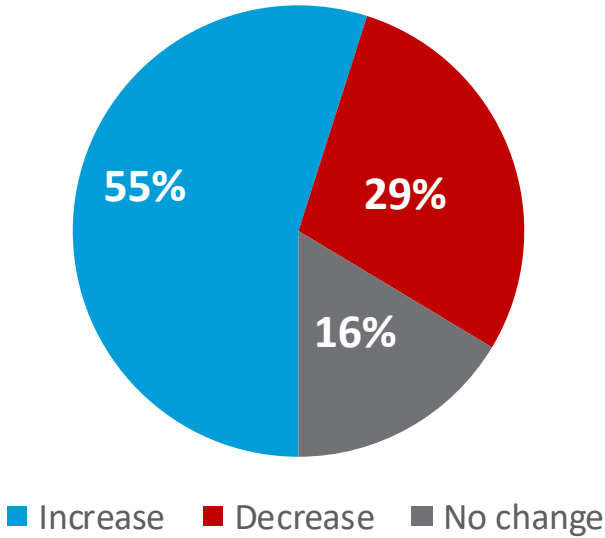
HARVARD CAPS  
HARRIS POLL

Do you think Donald Trump’s policies will make you:



Column %	DEM	GOP	IND/OTH
Financially worse off	74%	13%	45%
Financially better off	12%	62%	25%
About the same / Does not matter	15%	26%	29%

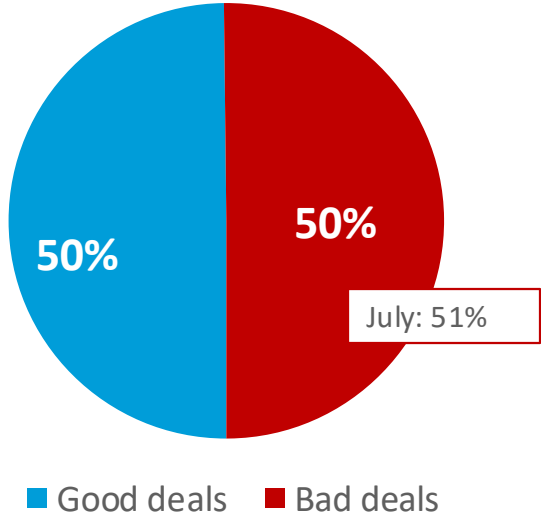
Do you think Donald Trump’s policies will make inflation?



Column %	DEM	GOP	IND/OTH
Increase	83%	33%	51%
Decrease	10%	47%	28%
No change	8%	20%	22%

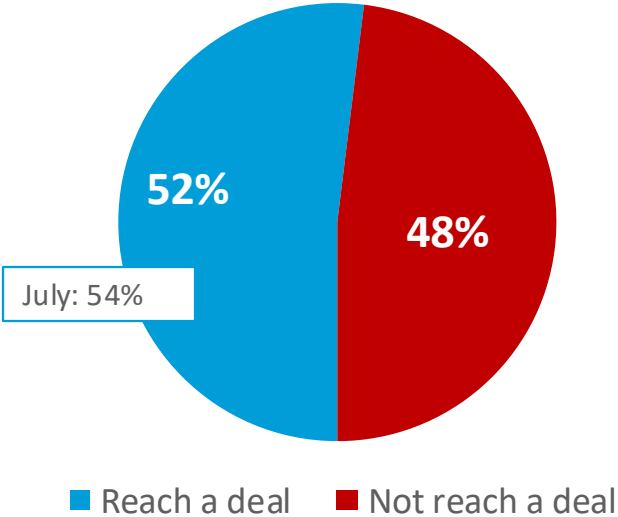
# VOTERS ARE SPLIT OVER THE SUCCESS OF TRUMP’S DEALS, AND A DECREASING MAJORITY BELIEVE HE WILL REACH A DEAL WITH CHINA

Do you think President Trump is making good deals on behalf of the country or do you think he is making bad deals just to appear successful?



Column %	DEM	GOP	IND/OTH
Good deals	18%	84%	45%
Bad deals	82%	16%	55%

Do you think he will reach a trade deal with China or not?



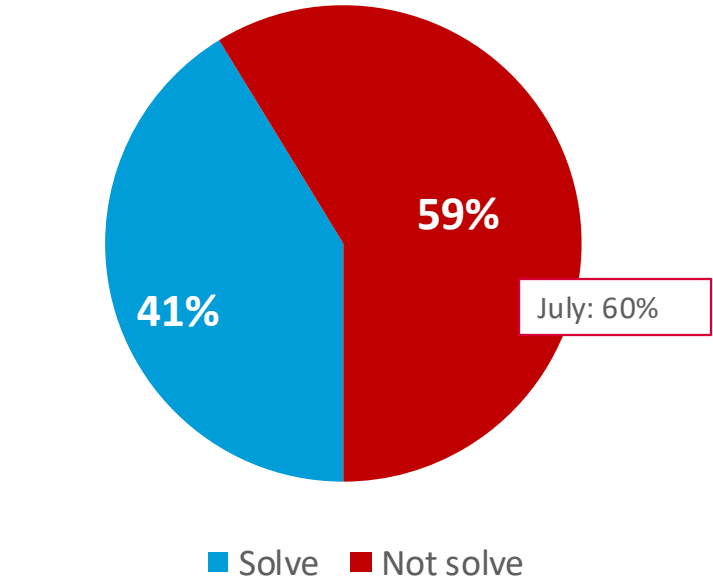
Column %	DEM	GOP	IND/OTH
Reach a deal	28%	77%	50%
Not reach a deal	72%	23%	50%

DJT0501. Do you think President Trump is making good deals on behalf of the country or do you think he is making bad deals just to appear successful?  
DJT0502. Do you think he will reach a trade deal with China or not?

VOTERS DOUBT TRUMP’S ABILITY TO SOLVE GLOBAL CONFLICTS; 59% SKEPTICAL ON UKRAINE AND 64% ON ISRAEL-HAMAS, UP 5PTS FROM JULY

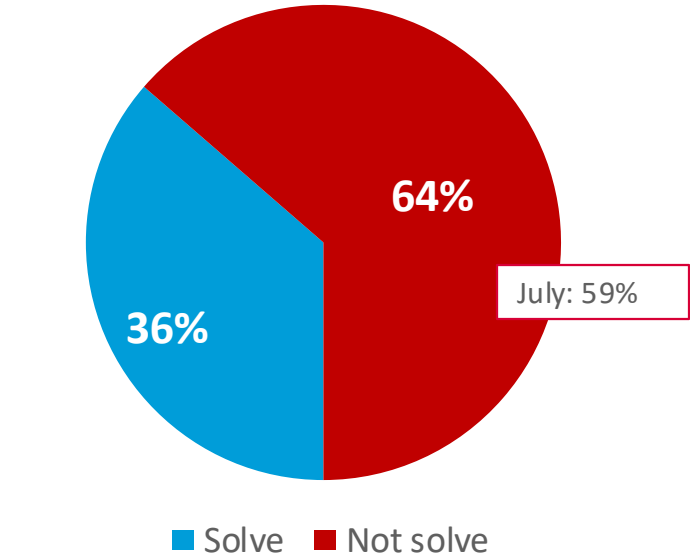
HARVARD CAPS  
HARRIS POLL

Do you think Trump will solve the Ukraine war or not?



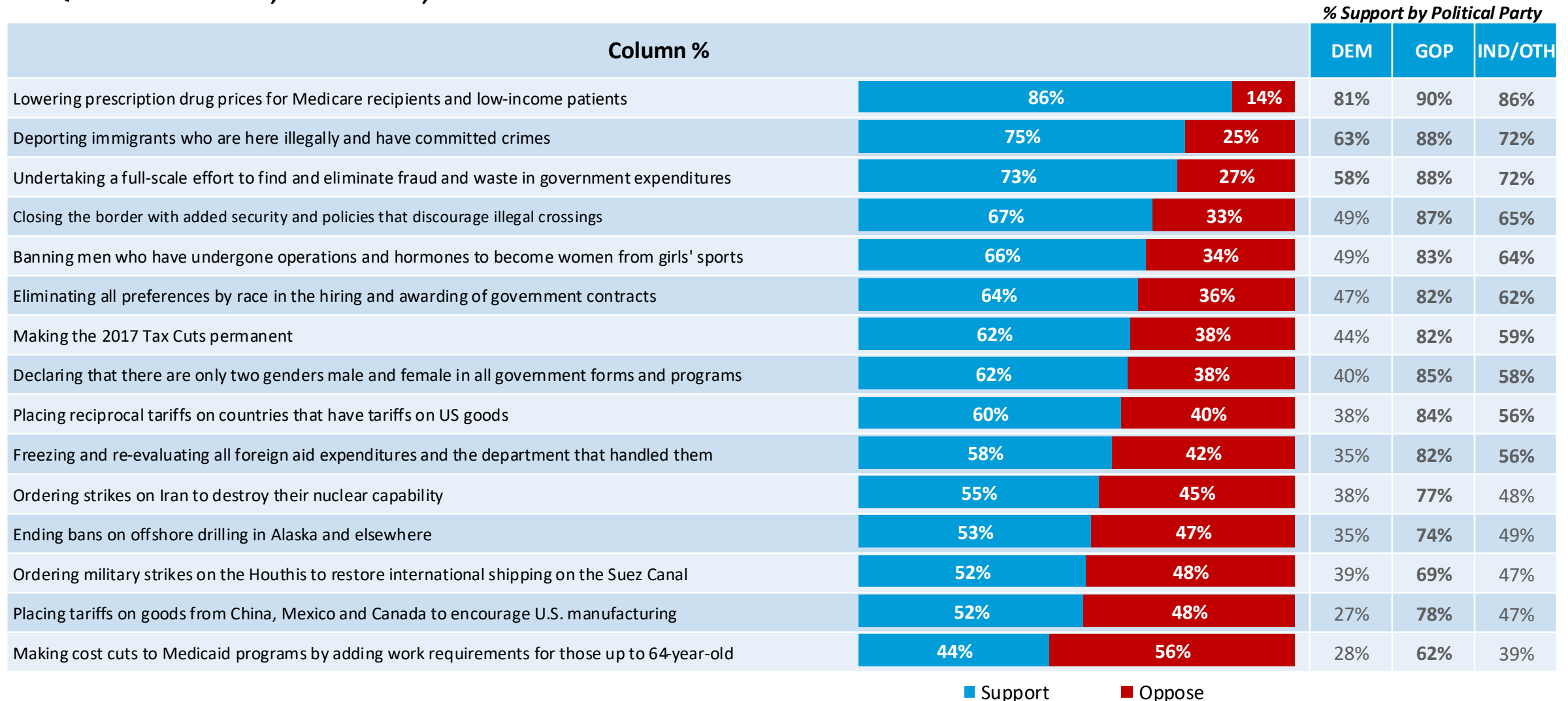
Column %	DEM	GOP	IND/OTH
Solve	17%	69%	36%
Not solve	83%	31%	64%

Do you think Trump will solve the Israel/Hamas war or not?



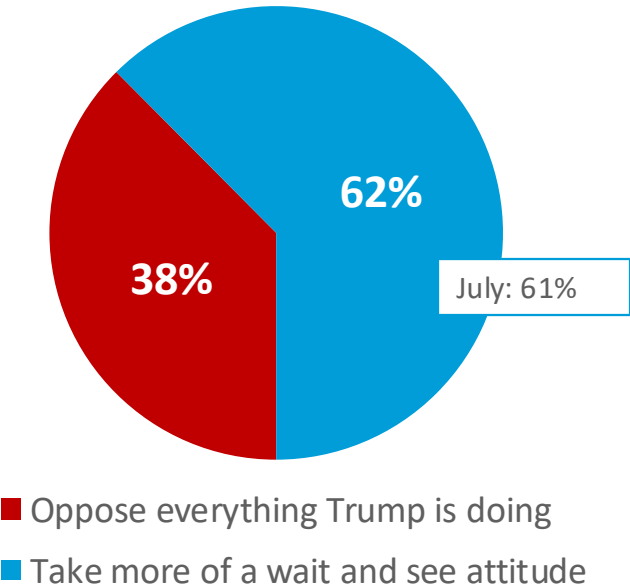
Column %	DEM	GOP	IND/OTH
Solve	16%	64%	27%
Not solve	84%	36%	73%

# LOWERING DRUG PRICES, DEPORTING ILLEGAL IMMIGRANTS, CUTTING GOV'T WASTE ARE MOST SUPPORTED POLICIES. ADDING MEDICAID REQUIREMENTS, TARIFFS, AND MILITARY STRIKES ARE THE LEAST.



# 3 IN 5 VOTERS WANT DEMOCRATS TO TAKE A WAIT-AND-SEE APPROACH ON TRUMP'S ACTIONS

Do you think Democrats should oppose everything that Trump is doing or should they take more of a wait and see attitude towards his actions?



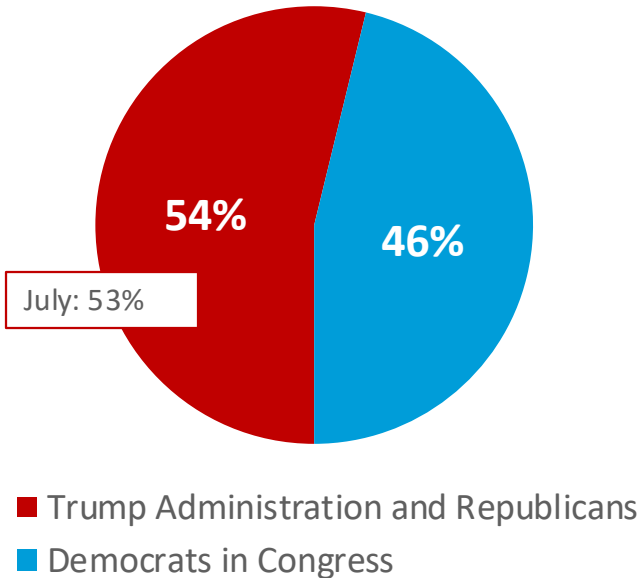
Column %	DEM	GOP	IND/OTH
Oppose everything Trump is doing	65%	15%	34%
Take more of a wait and see attitude	35%	85%	66%



# ECONOMY & JOBS

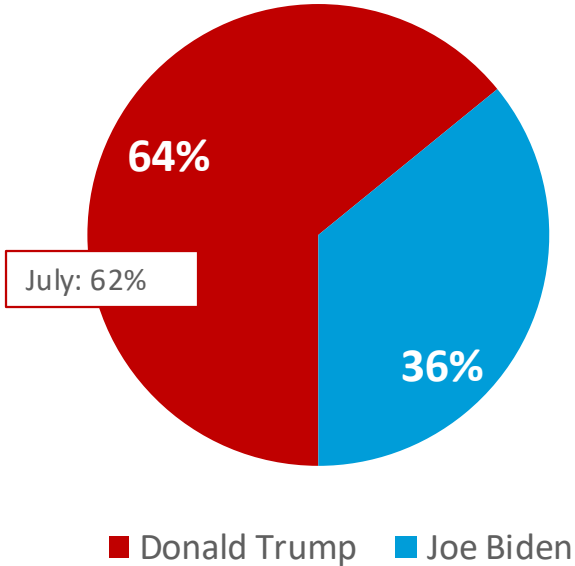
VOTERS TRUST TRUMP SLIGHTLY MORE THAN THE DEMS TO  
MANAGE THE ECONOMY, AND MOST SAY TRUMP RATHER THAN  
BIDEN IS RESPONSIBLE FOR THE ECONOMY TODAY

Who do you trust more to manage the economy - the Trump  
administration and Republicans or Democrats in Congress?



Column %	DEM	GOP	IND/OTH
Trump Administration and Republicans	14%	92%	53%
Democrats in Congress	86%	8%	47%

Who is mostly responsible for the state of the economy  
today - Donald Trump or Joe Biden?

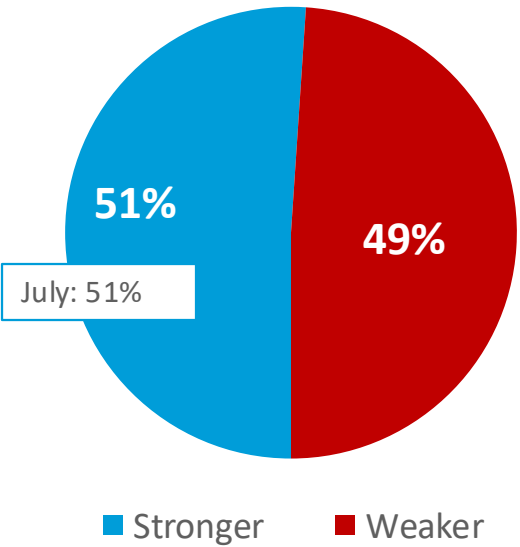


Column %	DEM	GOP	IND/OTH
Donald Trump	64%	63%	65%
Joe Biden	36%	37%	35%

TE1. Who do you trust more to manage the economy – the Trump administration and Republicans or Democrats in Congress?  
TE2. Who is mostly responsible for the state of the economy today – Donald Trump or Joe Biden?

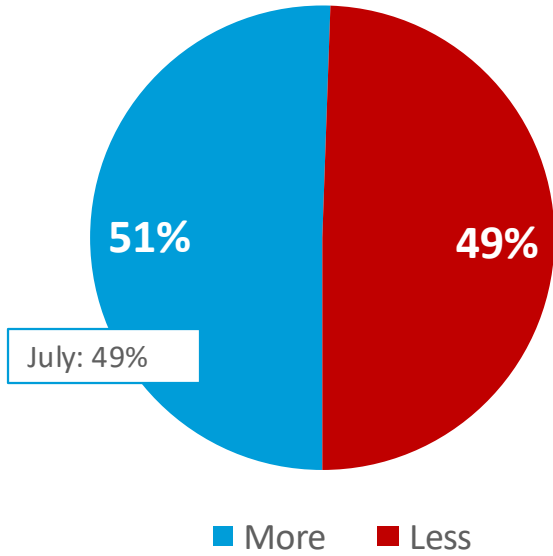
# VOTERS REMAIN DIVIDED OVER THE IMPACT OF TRUMP'S POLICIES ON THE ECONOMY AND JOBS

Do you think Donald Trump's policies are making the U.S. economy stronger or weaker?



Column %	DEM	GOP	IND/OTH
Stronger	18%	85%	48%
Weaker	82%	15%	52%

Are Donald Trump's policies leading to more or less jobs in the country?

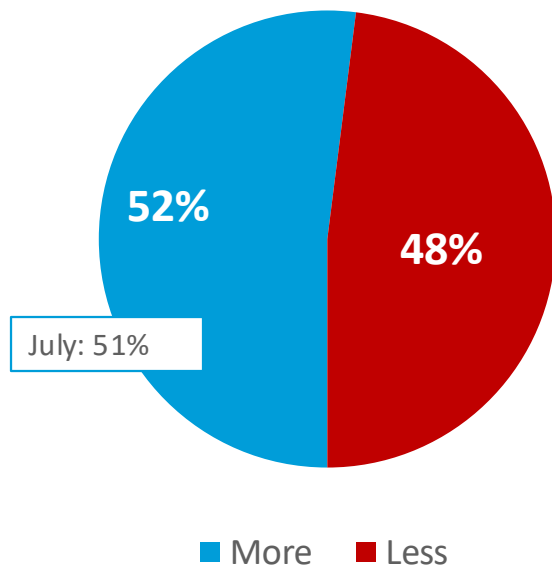


Column %	DEM	GOP	IND/OTH
More	20%	84%	46%
Less	80%	16%	54%

TE3. Do you think Donald Trump's policies are making the U.S. economy stronger or weaker?  
TE4. Are Donald Trump's policies leading to more or less jobs in the country?

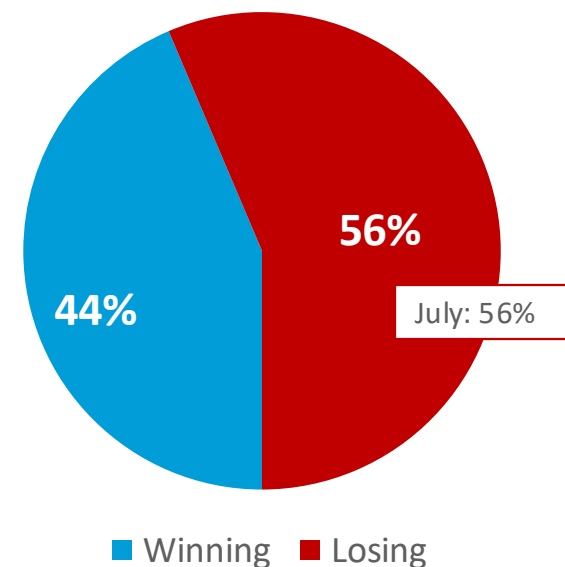
# VOTERS ARE ALSO SPLIT ON THE IMPACT OF TRUMP'S POLICIES ON INVESTMENTS, AND A SMALL MAJORITY SAY TRUMP IS LOSING THE BATTLE AGAINST INFLATION

Are Donald Trump's policies leading to more or less investment in the country?



Column %	DEM	GOP	IND/OTH
More	22%	85%	48%
Less	78%	15%	52%

Is Donald Trump winning or losing the battle against inflation?



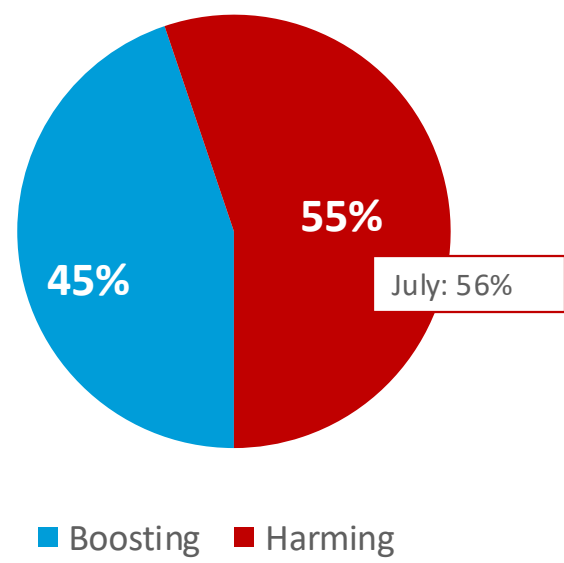
Column %	DEM	GOP	IND/OTH
Winning	15%	78%	36%
Losing	85%	22%	64%

TE5. Are Donald Trump's policies leading to more or less investment in the country?

TE9. Is Donald Trump winning or losing the battle against inflation?

# MOST VOTERS SAY TRUMP’S TARIFFS ARE HARMING THE ECONOMY

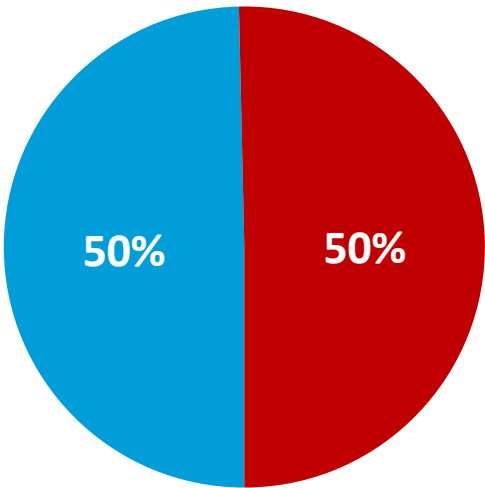
Are Donald Trump's tariff policies boosting or harming the economy?



Column %	DEM	GOP	IND/OTH
Boosting	16%	77%	39%
Harming	84%	23%	61%

VOTERS ARE SPLIT ON JOBS DATA RELIABILITY; OVER HALF SAY FEWER THAN 50K NEW JOBS ARE CREATED EACH MONTH, UNDERESTIMATING OFFICIAL NUMBERS

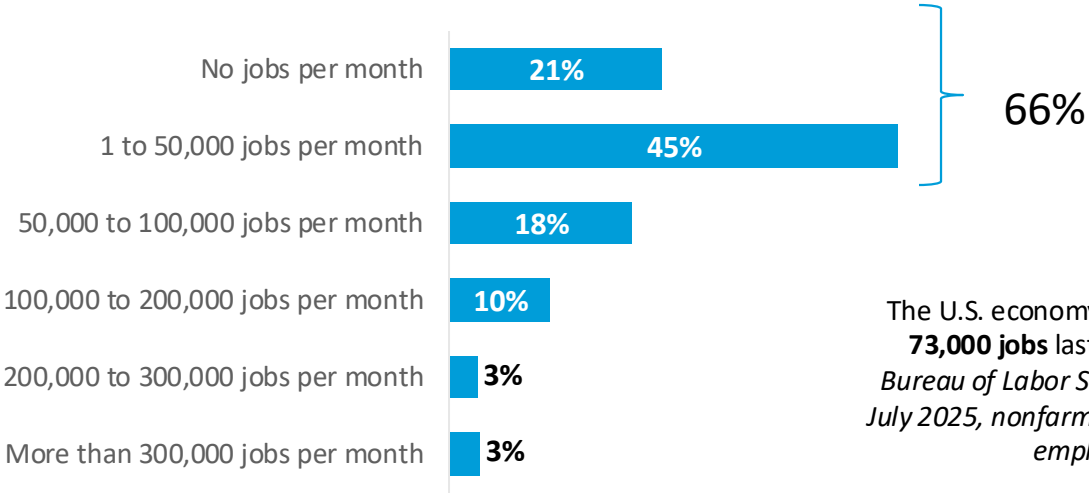
Do you think that the jobs numbers have been reliable or not reliable?



Reliable Not reliable

Column %	DEM	GOP	IND/OTH
Reliable	41%	65%	41%
Not reliable	59%	35%	59%

Do you think that the U.S. economy is creating...?



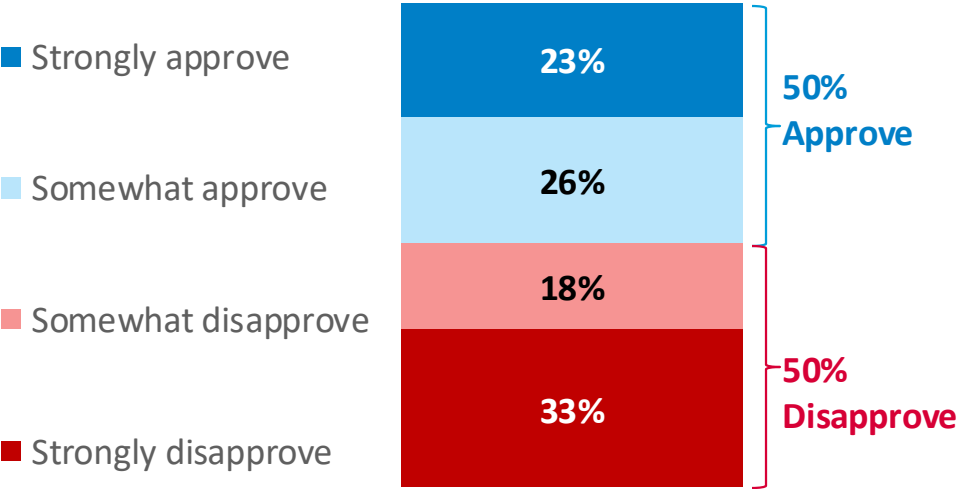
The U.S. economy added **73,000 jobs** last month  
*Bureau of Labor Statistics  
July 2025, nonfarm payroll  
employment*

Column %	DEM	GOP	IND/OTH
No jobs per month	32%	7%	26%
1 to 50,000 jobs per month	45%	44%	46%
50,000 to 100,000 jobs per month	15%	24%	15%
100,000 to 200,000 jobs per month	6%	16%	8%
200,000 to 300,000 jobs per month	1%	4%	3%
More than 300,000 jobs per month	1%	5%	2%

VOTERS ARE DIVIDED ON TRUMP’S FIRING OF LABOR STATISTICS HEAD;  
A SLIM MAJORITY SAYS THE FIRING WAS POLITICAL

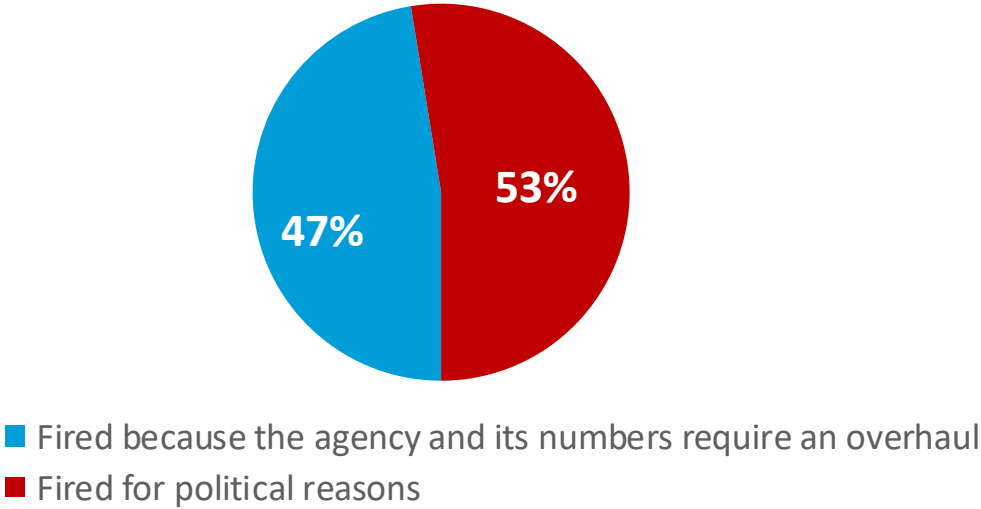
HARVARD CAPS  
HARRIS POLL

Do you approve or disapprove of President Donald Trump's decision to fire the head of the Bureau of Labor Statistics, the agency responsible for reporting job numbers?



Column %	DEM	GOP	IND/OTH
Approve (NET)	20%	82%	44%
Disapprove (NET)	80%	18%	56%

Do you think the head of BLS was fired because the agency’s numbers are unreliable and constantly being revised, requiring an overhaul of how the agency operates, or because of political reasons and the White House not liking the job numbers being reported?

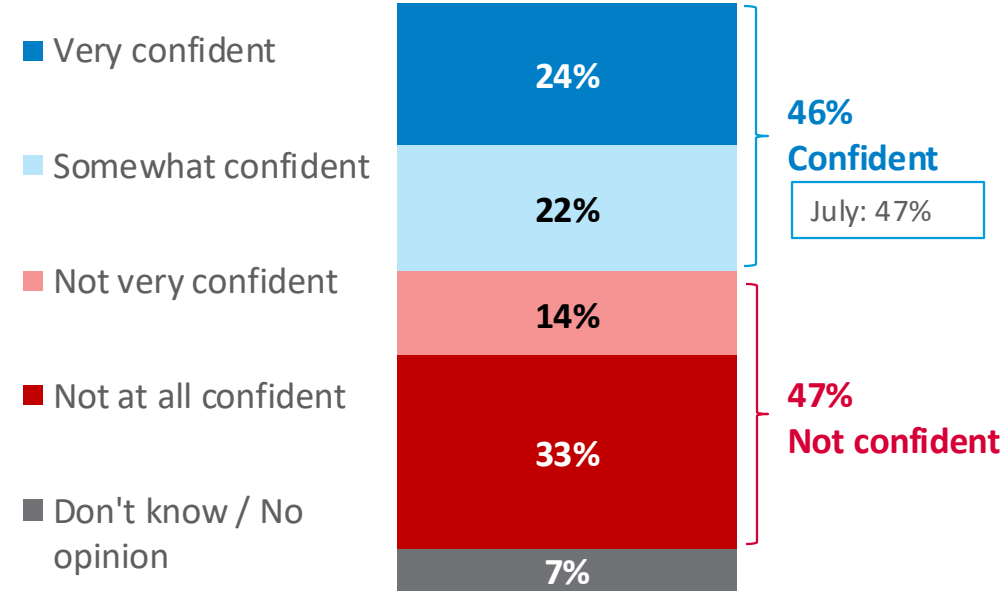


Column %	DEM	GOP	IND/OTH
Fired because the agency and its numbers require an overhaul	23%	75%	43%
Fired for political reasons	77%	25%	57%

BLS0801: Do you approve or disapprove of President Donald Trump's decision to fire the head of the Bureau of Labor Statistics, the agency responsible for reporting job numbers?  
BLS0802: Do you think the head of BLS was fired because the agency's numbers are unreliable and constantly being revised, requiring an overhaul of how the agency operates, or because of political reasons and the White House not liking the job numbers being reported?

# VOTERS ARE SPLIT ON WHETHER TRUMP’S POLICIES WILL LEAD TO ECONOMIC GROWTH

How confident are you that Donald Trump’s economic policies will lead to stronger economic growth?

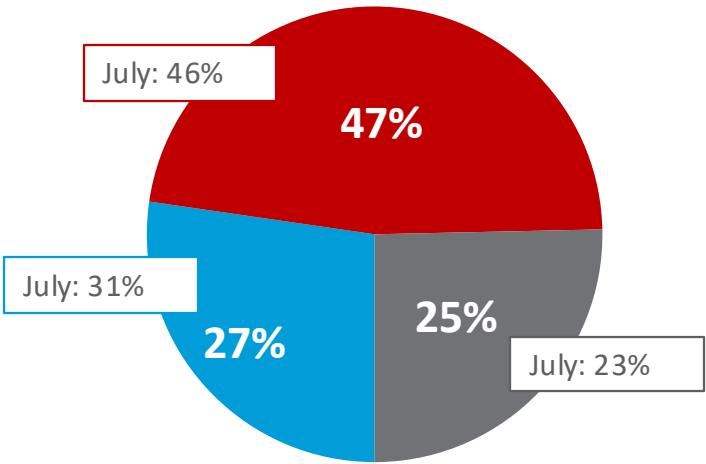


Column %	DEM	GOP	IND/OTH
Confident (NET)	17%	82%	37%
Not confident (NET)	79%	13%	51%
Don't know / No opinion	4%	5%	12%



# ECONOMIC NEWS STILL SEEN AS NEGATIVE, BUT POSITIVE COVERAGE TICKED UP THIS MONTH. MOST SAY U.S. NOT IN RECESSION

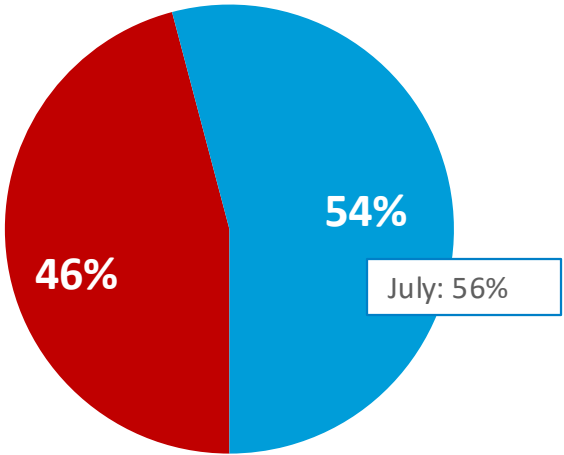
Have you heard mostly positive or negative news stories about the economy over the last few weeks?



■ Mostly positive ■ Mostly negative ■ Not heard much news about the economy

Column %	DEM	GOP	IND/OTH
Mostly positive	15%	48%	18%
Mostly negative	69%	27%	48%
Not heard much news about the economy	17%	26%	34%

Do you think we are currently in a recession or not?



■ In a recession ■ Not in a recession

Column %	DEM	GOP	IND/OTH
In a recession	58%	33%	48%
Not in a recession	42%	67%	52%

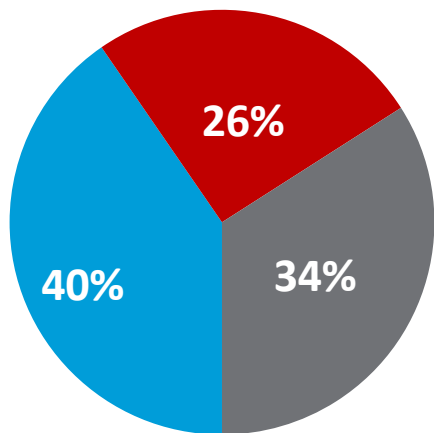
TE7. Have you heard mostly positive or negative news stories about the economy over the last few weeks?

TE8. Do you think we are currently in a recession or not?

# **CRIME AND NATIONAL GUARD DEPLOYMENT IN D.C.**

# A 40% PLURALITY SAY CRIME IS INCREASING IN THE COUNTRY, BUT NEARLY HALF SAY IT IS STAYING ABOUT THE SAME IN THEIR COMMUNITY

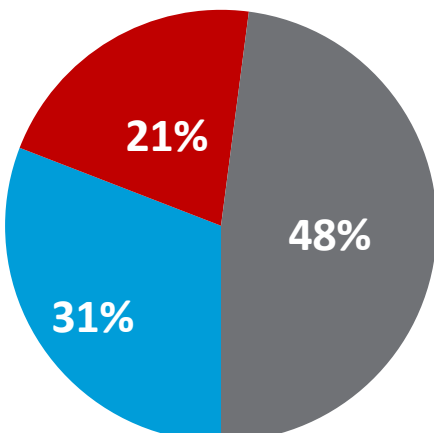
Would you say that crime in the United States is increasing, decreasing, or staying about the same?



■ Increasing ■ Decreasing ■ Staying about the same

Column %	DEM	GOP	IND/OTH
Increasing	42%	43%	36%
Decreasing	22%	30%	25%
Staying about the same	36%	28%	39%

Would you say that crime in your community is increasing, decreasing, or staying about the same?



■ Increasing ■ Decreasing ■ Staying about the same

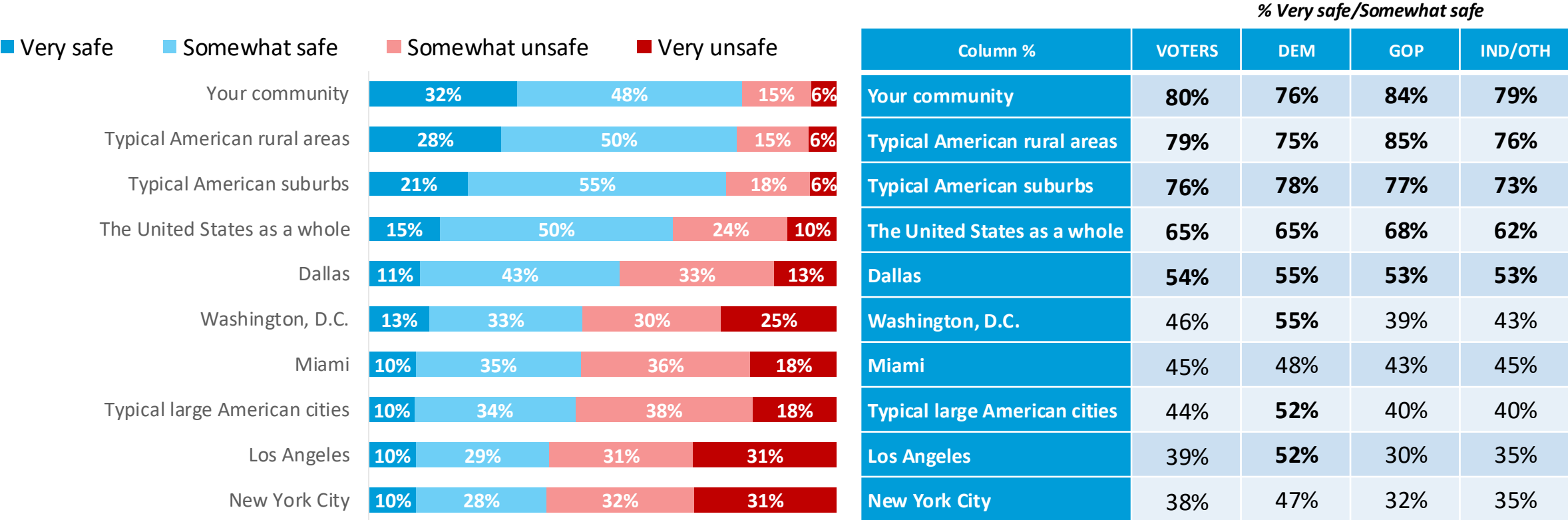
Column %	DEM	GOP	IND/OTH
Increasing	35%	31%	26%
Decreasing	22%	24%	18%
Staying about the same	43%	45%	56%

MPD0801. Would you say that crime in the United States is increasing, decreasing, or staying about the same?

MPD0802. Would you say that crime in your community is increasing, decreasing, or staying about the same?

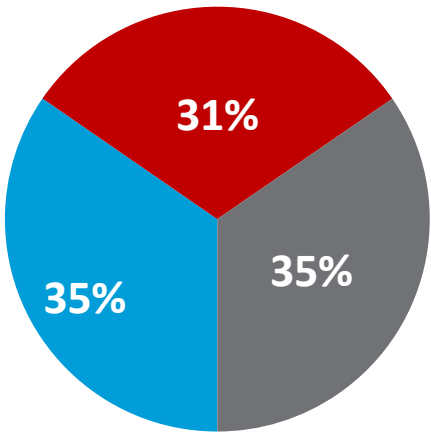
# MOST VOTERS VIEW THEIR COMMUNITIES, RURAL AREAS, AND THE SUBURBS AS SAFE, WHILE LARGER CITIES ARE VIEWED AS UNSAFE

Please indicate whether you consider each of the following places to be safe or unsafe



# VOTERS ARE SPLIT ON RECENT CRIME TRENDS IN D.C. AND MOST SAY THE LEVEL OF CRIME THERE IS COMPARABLE TO OTHER PLACES

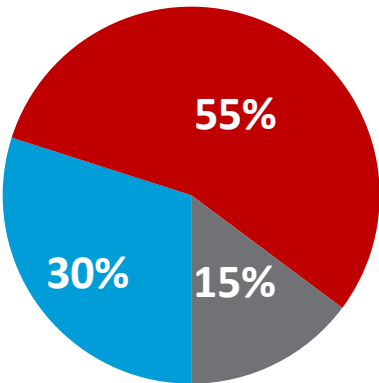
Do you think crime in Washington, D.C. is currently increasing, decreasing, or staying about the same?



■ Increasing ■ Decreasing ■ Staying about the same

Column %	DEM	GOP	IND/OTH
Increasing	31%	40%	32%
Decreasing	29%	33%	30%
Staying about the same	40%	27%	37%

Do you believe the current level of crime in Washington, D.C. is an exceptional problem compared to the rest of the country, or is it about the same as crime levels in other parts of America, or is it less of a problem?



■ Exceptional problem, much worse than most places in America  
■ About the same as crime levels in other parts of America  
■ Less of a problem than in many other places in America

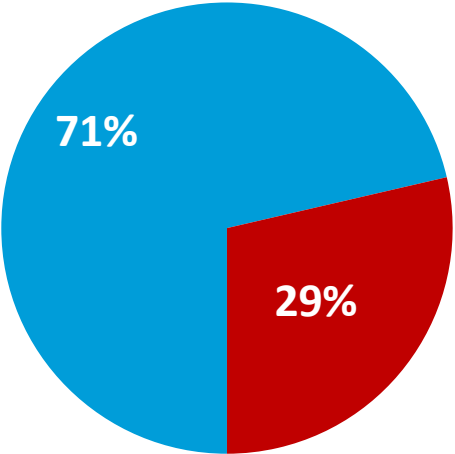
Column %	DEM	GOP	IND/OTH
Exceptional problem, much worse than most places in America	20%	42%	28%
About the same as crime levels in other parts of America	60%	49%	57%
Less of a problem than in many other places in America	20%	9%	16%

MPD0804. Do you think crime in Washington, D.C. is currently increasing, decreasing, or staying about the same?

MPD0805. Do you believe the current level of crime in Washington, D.C. is an exceptional problem compared to the rest of the country, or is it about the same as crime levels in other parts of America, or is it less of a problem?

# AROUND 7 IN 10 VOTERS HAVE HEARD ABOUT TRUMP DECLARING AN EMERGENCY IN D.C. AND DEPLOYING THE NATIONAL GUARD

Before this survey, have you seen, read, or heard anything about President Trump's declaring a crime emergency in D.C., placing the Washington, D.C.'s police department under federal control and ordering National Guard troops to expand their presence in t



■ Yes      ■ No

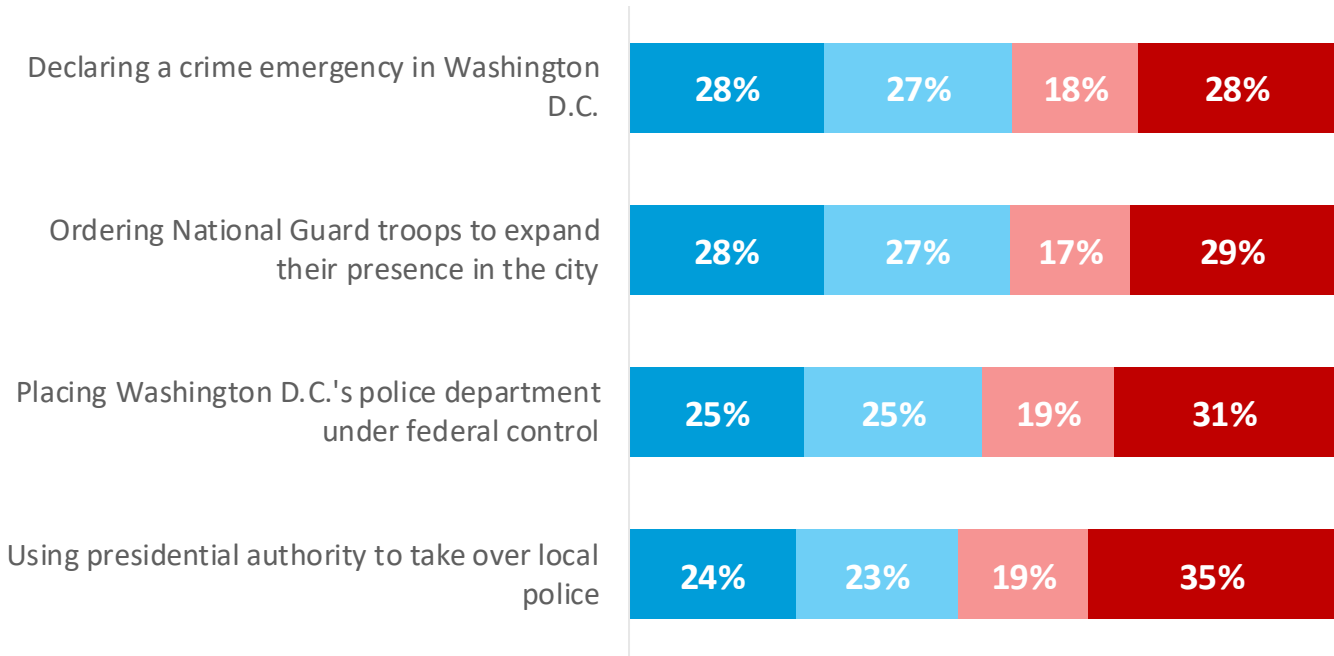
Column %	DEM	GOP	IND/OTH
Yes	71%	74%	69%
No	29%	26%	31%

MPD0806: Before this survey, have you seen, read, or heard anything about President Trump's declaring a crime emergency in D.C., placing the Washington, D.C.'s police department under federal control and ordering National Guard troops to expand their presence in the city?

# SLIGHT MAJORITIES SUPPORT DECLARING A CRIME EMERGENCY IN D.C. AND DEPLOYING THE NATIONAL GUARD, WHILE 53% OPPOSE TRUMP TAKING OVER LOCAL D.C. POLICE

How strongly do you support or oppose each of the following measures from the Trump administration?

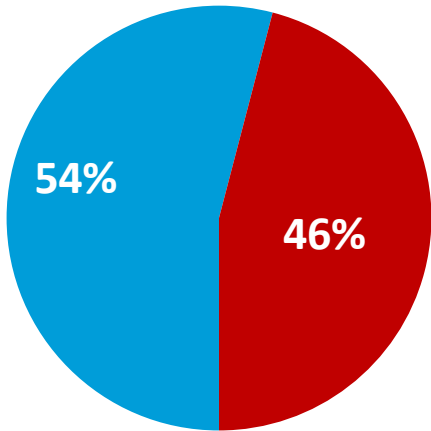
■ Strongly support ■ Somewhat support ■ Somewhat oppose ■ Strongly oppose



Column %	% Support			
	VOTERS	DEM	GOP	IND/OTH
Declaring a crime emergency in Washington, D.C.	54%	27%	84%	49%
Ordering National Guard troops to expand their presence in the city	54%	28%	84%	48%
Placing Washington, D.C.'s police department under federal control	50%	25%	78%	45%
Using presidential authority to take over local police	47%	21%	76%	40%

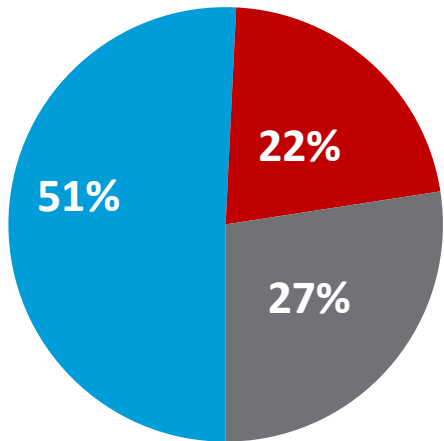
# A SLIGHT MAJORITY SAYS TRUMP’S ACTIONS IN D.C. ARE JUSTIFIED AND NECESSARY, WHILE ABOUT HALF OF VOTERS SAY THE NATIONAL GUARD WILL MAKE THE CITY MORE SAFE

Do you think President Trump's actions are justified and necessary to increase safety and reduce crime in Washington, D.C., or are they unjustified and not necessary?



■ Justified and necessary ■ Unjustified and not necessary

Do you think the increased presence of the National Guard will make Washington, D.C. more safe, less safe, or have no impact?



■ More safe ■ Less safe ■ Have no impact

Column %	PID			Aware of Crime Declaration in D.C.	
	DEM	GOP	IND/OTH	Yes	No
Justified and necessary	28%	85%	47%	55%	51%
Unjustified and not necessary	72%	15%	53%	45%	49%

Column %	PID			Aware of Crime Declaration in D.C.	
	DEM	GOP	IND/OTH	Yes	No
More safe	28%	80%	43%	53%	45%
Less safe	33%	8%	26%	21%	23%
Have no impact	39%	13%	32%	26%	32%

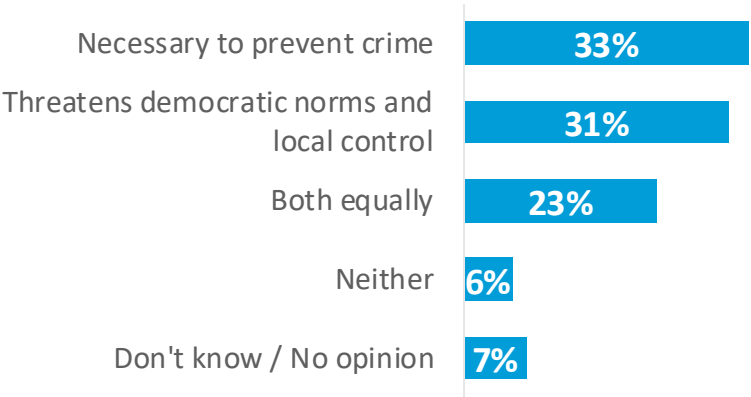
MPD0808: Do you think President Trump's actions are justified and necessary to increase safety and reduce crime in Washington D.C., or are they unjustified and not necessary?

MPD0809: Do you think the increased presence of the National Guard will make Washington, D.C. more safe, less safe, or have no impact?



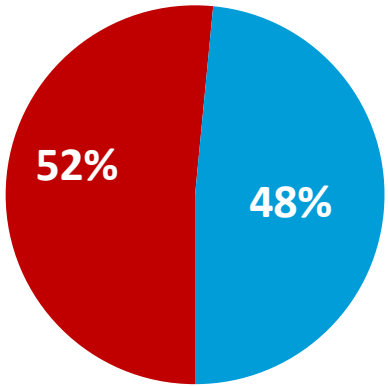
# VOTERS ARE SPLIT ON THE NECESSITY OF EXPANDING FEDERAL LAW ENFORCEMENT IN D.C.

Some say the expanded federal law enforcement and National Guard presence is necessary to prevent crime in Washington, D.C. Others say it threatens democratic norms and local self-governance. Which comes closer to your view?



Column %	PID			Aware of Crime Declaration in D.C.	
	DEM	GOP	IND/OTH	Yes	No
Necessary to prevent crime	12%	59%	26%	36%	25%
Threatens democratic norms and local control	53%	9%	31%	36%	19%
Both equally	23%	22%	24%	19%	31%
Neither	6%	3%	8%	4%	10%
Don't know / No opinion	5%	7%	11%	5%	14%

If you had to choose, which of the following do you think is more important for Washington, D.C. right now?



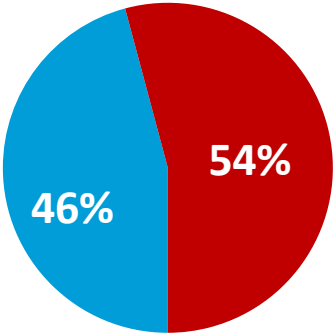
- Increasing security and law enforcement presence to deter crime
- Protecting local control and avoiding federal overreach into city governance

Column %	PID			Aware of Crime Declaration in D.C.	
	DEM	GOP	IND/OTH	Yes	No
Increasing security and law enforcement	28%	76%	49%	51%	53%
Protecting local control and avoiding federal overreach	72%	24%	51%	49%	47%

MPD0810. Some say the expanded federal law enforcement and National Guard presence is necessary to prevent crime in Washington, D.C.. Others say it threatens democratic norms and local self-governance. Which comes closer to your view?  
MPD0811. If you had to choose, which of the following do you think is more important for Washington D.C. right now?

A SLIGHT MAJORITY SAYS TRUMP’S D.C. ACTIONS ARE A DISTRACTION, AND NEARLY 3 IN 4 BELIEVE HE WILL TAKE SIMILAR ACTIONS IN OTHER CITIES

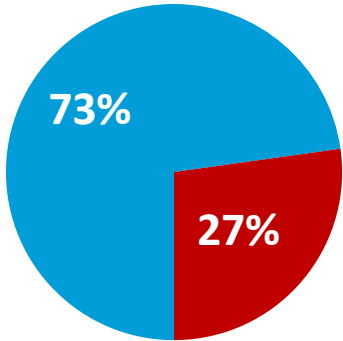
Which of the following comes closer to your view, even if neither is exactly right?



- President Trump truly cares about making Washington, D.C. safe
- President Trump is just trying to distract from other, unpopular policies and personal problems

Column %	PID			Aware of Crime Declaration in D.C.	
	DEM	GOP	IND/OTH	Yes	No
Truly cares about making Washington, D.C. safe	18%	78%	40%	47%	43%
Trying to distract from other, unpopular policies and personal problems	82%	22%	60%	53%	57%

Do you think that President Trump deploying the National Guard into Washington, D.C. over the objections of local officials is a signal that he will do similar actions to other cities in the future, or do you think it is an isolated response to exceptiona



- Signals he will do similar actions in the future
- Isolated response to exceptional circumstances

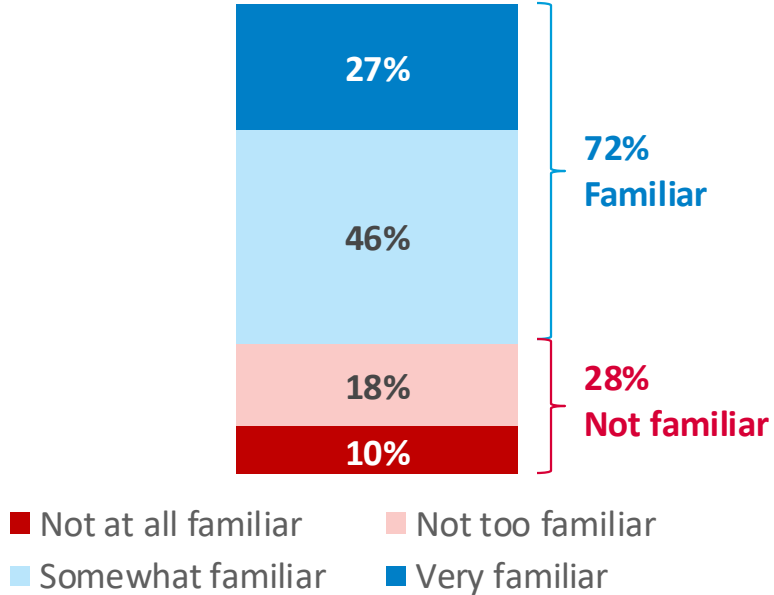
Column %	PID			Aware of Crime Declaration in D.C.	
	DEM	GOP	IND/OTH	Yes	No
Signals he will do similar actions	78%	71%	70%	75%	67%
Isolated response	22%	29%	30%	25%	33%

MPD0812: Which of the following comes closer to your view, even if neither is exactly right?  
MPD0813: Do you think that President Trump deploying the National Guard into Washington, D.C. over the objections of local officials is a signal that he will do similar actions to other cities in the future, or do you think it is an isolated response to exceptional circumstances?

# EPSTEIN CASE

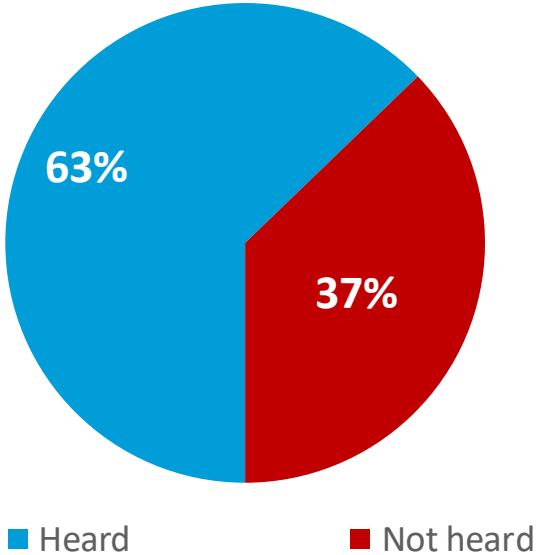
# MOST VOTERS ARE FAMILIAR WITH THE EPSTEIN CASE AND HAVE HEARD ABOUT THE EPSTEIN FINDINGS MEMO RELEASED IN JULY

How familiar or unfamiliar are you with the Jeffrey Epstein case?



Column %	DEM	GOP	IND/OTH
Familiar (NET)	78%	71%	67%
Not familiar (NET)	22%	29%	33%

Have you heard or not heard anything about the Department of Justice and FBI releasing a two-page memo of findings in July 2025 related to its investigation of the Jeffrey Epstein case?

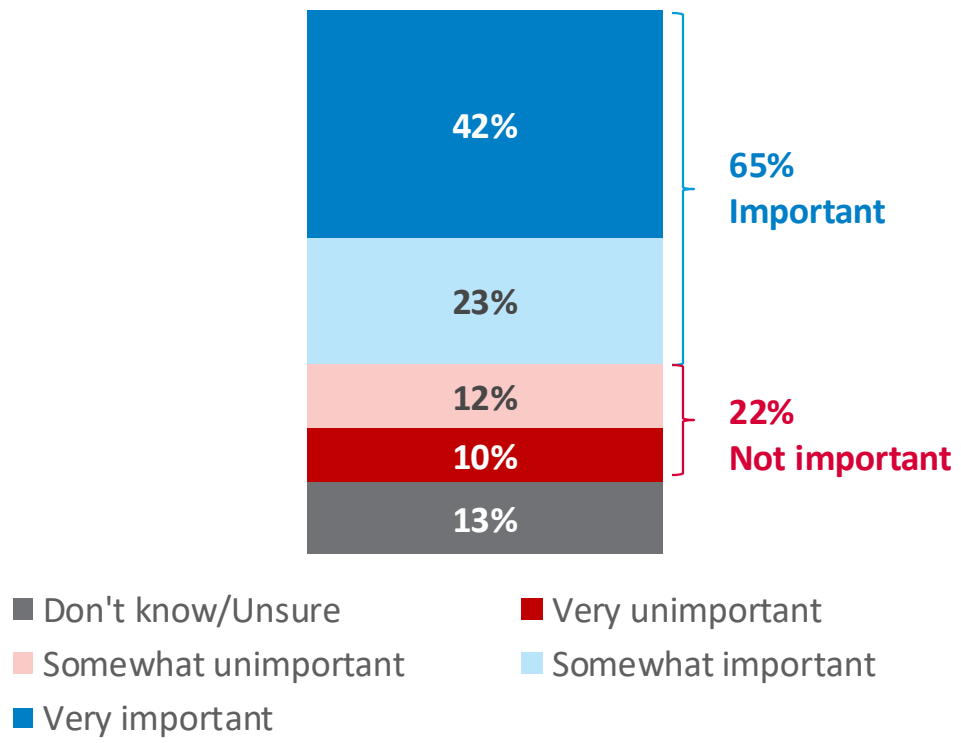


Column %	DEM	GOP	IND/OTH
Heard	67%	63%	58%
Not heard	33%	37%	42%

EP081: How familiar or unfamiliar are you with the Jeffrey Epstein case?  
 EP082: Have you heard or not heard anything about the Department of Justice and FBI releasing a two-page memo of findings in July 2025 related to its investigation of the Jeffrey Epstein case?

# NEARLY TWO-THIRDS OF VOTERS SAY TRANSPARENCY IN THE EPSTEIN CASE IS IMPORTANT TO THEIR OPINION OF PRESIDENT TRUMP

How important is transparency in the Jeffrey Epstein case to your opinion of President Trump?

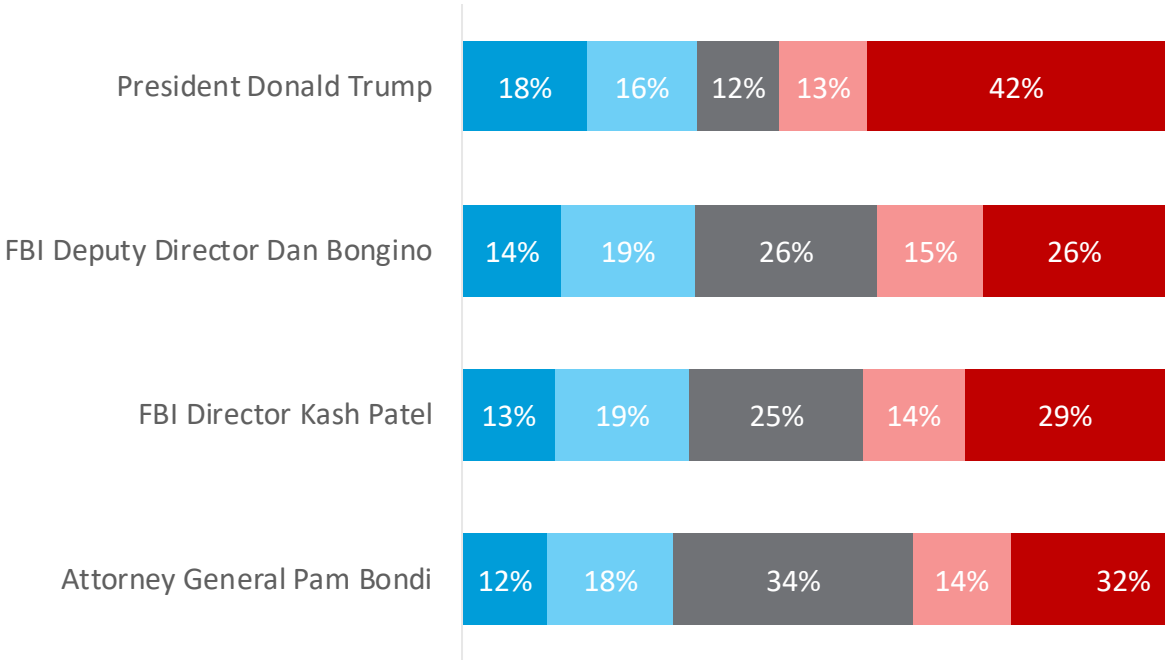


Column %	PID			Heard of Epstein Memo	
	DEM	GOP	IND/OTH	Heard	Not heard
Important (NET)	76%	60%	59%	75%	49%
Not important (NET)	14%	29%	23%	22%	22%
Don't know/Unsure	12%	10%	18%	4%	29%

# VOTERS ARE UNSATISFIED WITH HOW THE EPSTEIN CASE HAS BEEN HANDLED BY TRUMP ADMINISTRATION OFFICIALS

How would you rate the following people's handling of the Jeffrey Epstein case investigation?

■ Excellent ■ Good ■ Don't know/Unsure ■ Fair ■ Poor

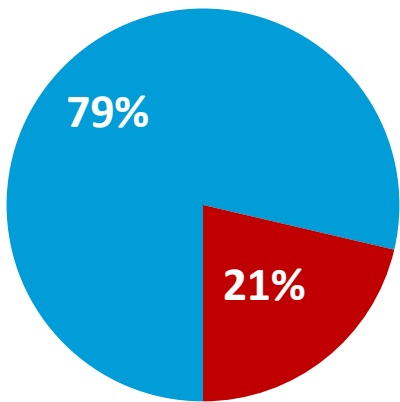


% Excellent/Good

Column %	All Voters	PID			Heard of Epstein Memo	
	VOTERS	DEM	GOP	IND/OTH	Heard	Not heard
President Donald Trump	33%	15%	60%	23%	36%	28%
FBI Deputy Director Dan Bongino	33%	24%	51%	23%	37%	27%
FBI Director Kash Patel	32%	23%	49%	23%	37%	25%
Attorney General Pam Bondi	30%	19%	49%	21%	34%	23%

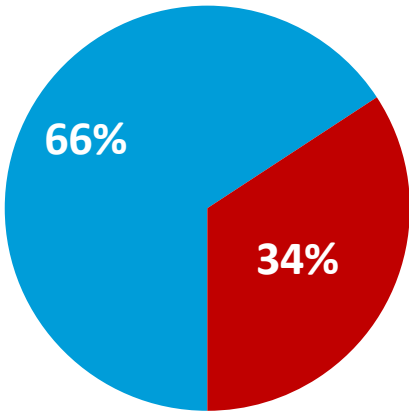
# 4 IN 5 VOTERS SAY THE EPSTEIN CASE INVOLVES A COVER UP AND TWO-THIRDS WANT LAWMAKERS TO PRESS TRUMP FOR ANSWERS

Some say the Epstein case involves a cover-up by powerful elites, while others say it has been fully investigated with no evidence of a cover-up. Which is closer to your view?



- The Epstein case likely involves a cover-up by powerful elites
- The Epstein case has been fully investigated with no cover-up

Do you think lawmakers should pressure the Trump administration to release more information about the case, or should this be at the discretion of Trump and his administration?



- Lawmakers should pressure the Trump administration
- This should be at the discretion of Trump and his administration

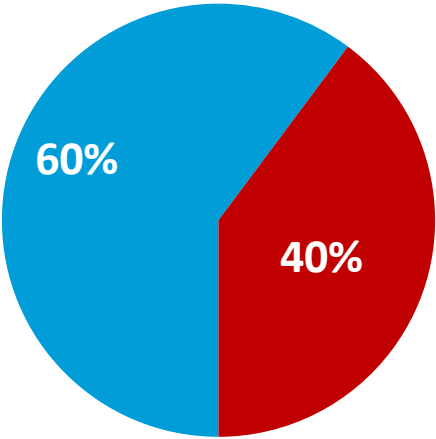
Column %	PID			Heard of Epstein Memo	
	DEM	GOP	IND/OTH	Heard	Not heard
Likely involves a cover-up by powerful elites	87%	71%	79%	80%	76%
Been fully investigated with no cover-up	13%	29%	21%	20%	24%

	PID			Heard of Epstein Memo	
	DEM	GOP	IND/OTH	Heard	Not heard
Lawmakers should pressure the Trump administration	85%	47%	67%	69%	60%
This should be at the discretion of Trump and his administration	15%	53%	33%	31%	40%

EP0807: Some say the Epstein case involves a cover-up by powerful elites, while others say it has been fully investigated with no evidence of a cover-up. Which is closer to your view?  
EP0810: Do you think lawmakers should pressure the Trump administration to release more information about the case, or should this be at the discretion of Trump and his administration?

# 3 IN 5 VOTERS BELIEVE THE LETTER PUBLISHED BY THE WALL STREET JOURNAL IS AUTHENTIC

The Wall Street Journal recently published a letter it claimed was sent from Donald Trump to Jeffrey Epstein for his 50th birthday in 2003. Trump has denied that he wrote that letter. Do you believe that the letter is authentic and Trump wrote it for Epstein, or do you believe that it is inauthentic and Trump did not write it?



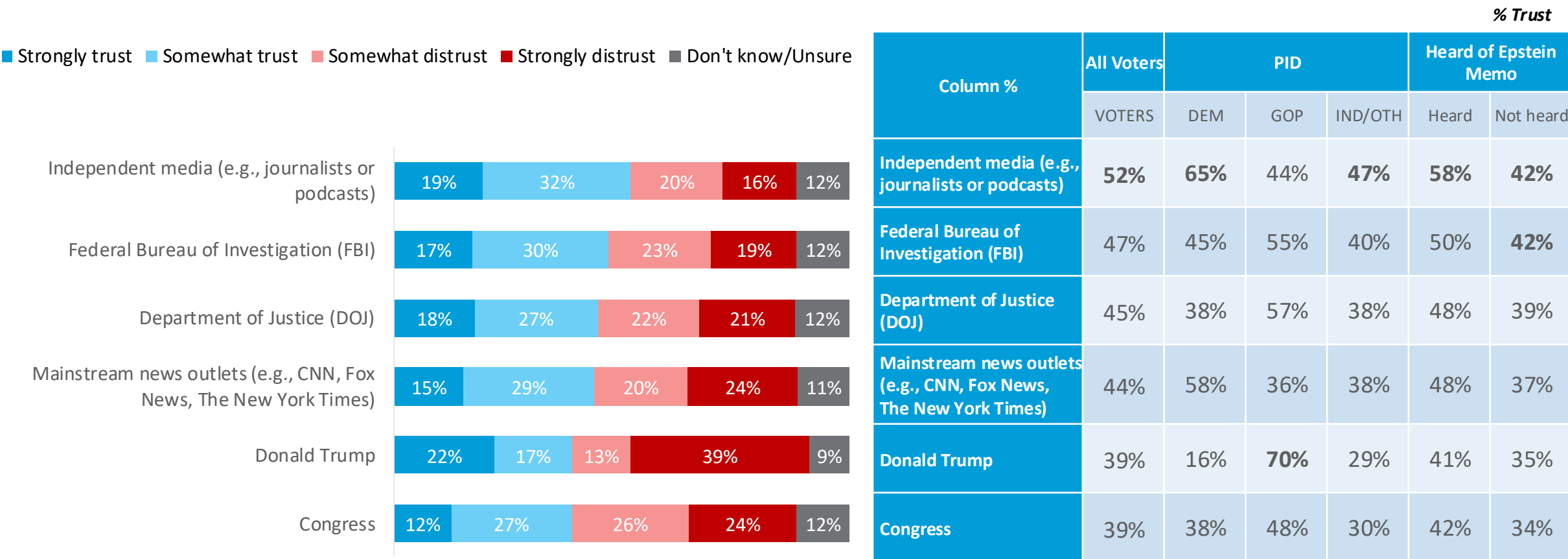
- The letter is authentic and Trump wrote it for Epstein
- The letter is inauthentic and Trump did not write it

Column %	PID			Heard of Epstein Memo	
	DEM	GOP	IND/OTH	Heard	Not heard
The letter is authentic and Trump wrote it for Epstein	83%	40%	59%	64%	53%
The letter is inauthentic and Trump did not write it	17%	60%	41%	36%	47%



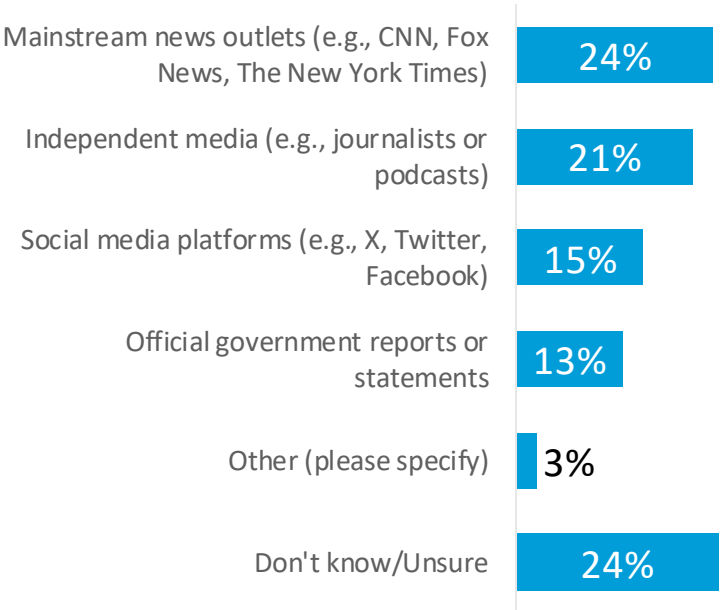
# ONLY INDEPENDENT MEDIA HAS THE TRUST OF A MAJORITY OF VOTERS TO PROVIDE FULL TRANSPARENCY ON THE EPSTEIN CASE

Do you trust or distrust the following to provide full transparency on the Jeffrey Epstein case?



# THE MAINSTREAM OR INDEPENDENT MEDIA ARE THE MOST TRUSTED OUTLETS FOR INFORMATION ABOUT THE EPSTEIN CASE

Which is your most trusted source of information about the Jeffrey Epstein case?

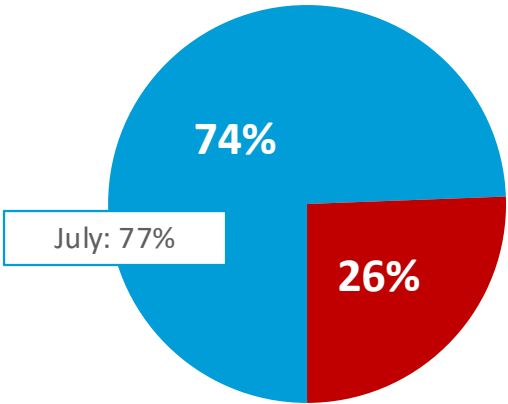


Column %	PID			Heard of Epstein Memo	
	DEM	GOP	IND/OTH	Heard	Not heard
Mainstream news outlets (e.g., CNN, Fox News, The New York Times)	33%	19%	20%	26%	20%
Independent media (e.g., journalists or podcasts)	24%	16%	24%	27%	12%
Social media platforms (e.g., X, Twitter, Facebook)	15%	16%	16%	16%	15%
Official government reports or statements	11%	19%	8%	14%	12%
Other (please specify)	2%	4%	2%	3%	1%
Don't know/Unsure	16%	26%	31%	15%	40%

# ISRAEL & THE MIDDLE EAST

# MOST VOTERS CONTINUE TO SUPPORT ISRAEL OVER HAMAS AND AGREE HAMAS MUST RELEASE ALL THE HOSTAGES

In the Israel-Hamas conflict, do you support more Israel or more Hamas?

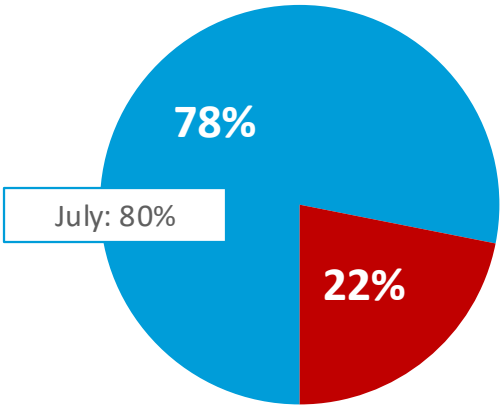


■ Israel ■ Hamas

Column %	DEM	GOP	IND/OTH
Israel	67%	82%	74%
Hamas	33%	18%	26%

Column %	18-24	25-34	35-44	45-54	55-64	65+
Israel	40%	65%	70%	74%	84%	89%
Hamas	60%	35%	30%	26%	16%	11%

Do you support or oppose the position that Hamas must release all remaining hostages without any conditions or face serious consequences?



■ Support ■ Oppose

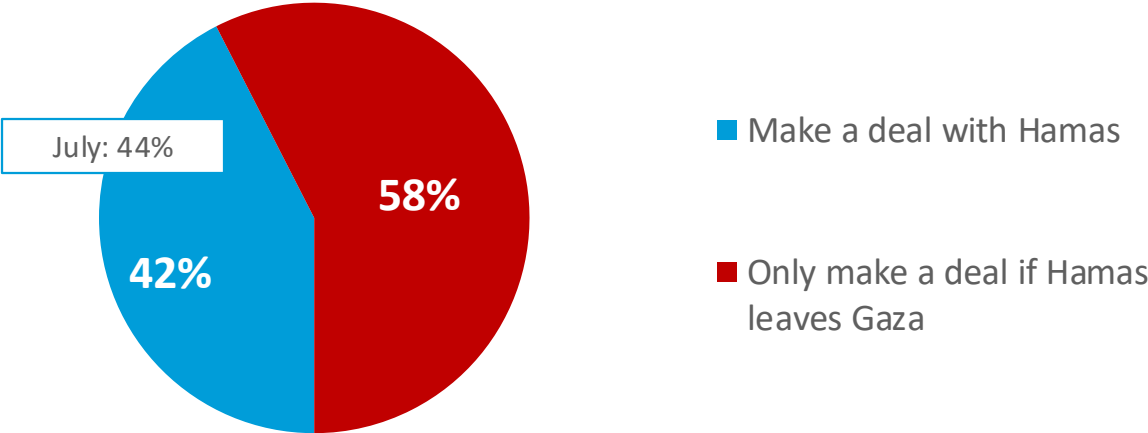
Column %	DEM	GOP	IND/OTH
Support	74%	86%	73%
Oppose	26%	14%	27%

Column %	18-24	25-34	35-44	45-54	55-64	65+
Support	61%	69%	71%	75%	85%	93%
Oppose	39%	31%	29%	25%	15%	7%

ISR\_LEGACY: In the Israel-Hamas conflict, do you support more Israel or more Hamas?  
ISR1: Do you support or oppose the position that Hamas must release all remaining hostages without any conditions or face serious consequences?

# NEARLY 6 IN 10 WANT HAMAS TO EXIT GAZA AS A CONDITION FOR A DEAL

Do you think that Israel should make a deal with Hamas to get the rest of the hostages back leaving Hamas in place or make such a deal only if Hamas leaves Gaza?

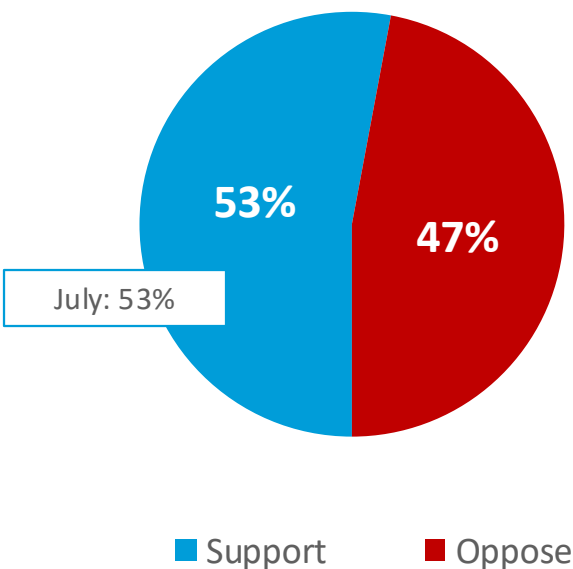


Column %	DEM	GOP	IND/OTH
Make a deal with Hamas	54%	33%	42%
Only make a deal if Hamas leaves Gaza	46%	67%	58%

Column %	18-24	25-34	35-44	45-54	55-64	65+
Make a deal with Hamas	59%	52%	46%	38%	33%	38%
Only make a deal if Hamas leaves Gaza	41%	48%	54%	62%	67%	62%

# VOTERS REMAIN DIVIDED OVER TRUMP’S HANDLING OF ISRAEL-HAMAS

Do you support or oppose Donald Trump’s handling of the Israeli-Hamas conflict so far?

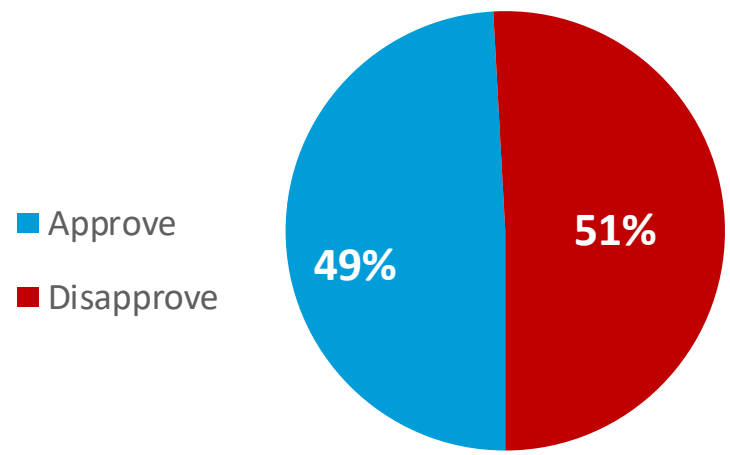


Column %	DEM	GOP	IND/OTH
Support	28%	83%	46%
Oppose	72%	17%	54%

Column %	18-24	25-34	35-44	45-54	55-64	65+
Support	43%	55%	51%	46%	59%	56%
Oppose	57%	45%	49%	54%	41%	44%

# VOTERS ARE SPLIT ON THEIR VIEWS OF ISRAEL'S CONDUCT, BUT OVERWHELMINGLY DISAPPROVE OF THE CONDUCT OF HAMAS

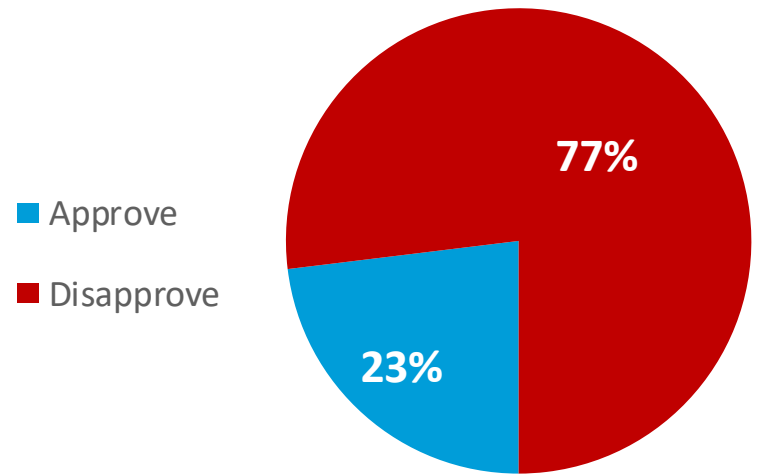
Do you approve or disapprove of Israel's conduct in the Israel-Hamas conflict?



Column %	DEM	GOP	IND/OTH
Approve	31%	71%	44%
Disapprove	69%	29%	56%

Column %	18-24	25-34	35-44	45-54	55-64	65+
Approve	29%	45%	47%	48%	56%	55%
Disapprove	71%	55%	53%	52%	44%	45%

Do you approve or disapprove of Hamas's conduct in the Israel-Hamas conflict?



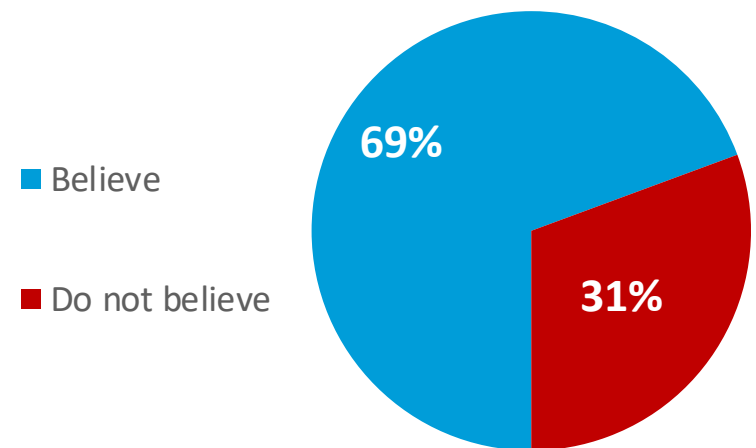
Column %	DEM	GOP	IND/OTH
Approve	21%	29%	19%
Disapprove	79%	71%	81%

Column %	18-24	25-34	35-44	45-54	55-64	65+
Approve	37%	37%	32%	25%	12%	8%
Disapprove	63%	63%	68%	75%	88%	92%

ISR0801: Do you approve or disapprove of Israel's conduct in the Israel-Hamas conflict?  
ISR0802: Do you approve or disapprove of Hamas's conduct in the Israel-Hamas conflict?

# MOST VOTERS BELIEVE THERE IS A FAMINE IN GAZA, AND 3 IN 5 BELIEVE HAMAS IS MAINLY RESPONSIBLE

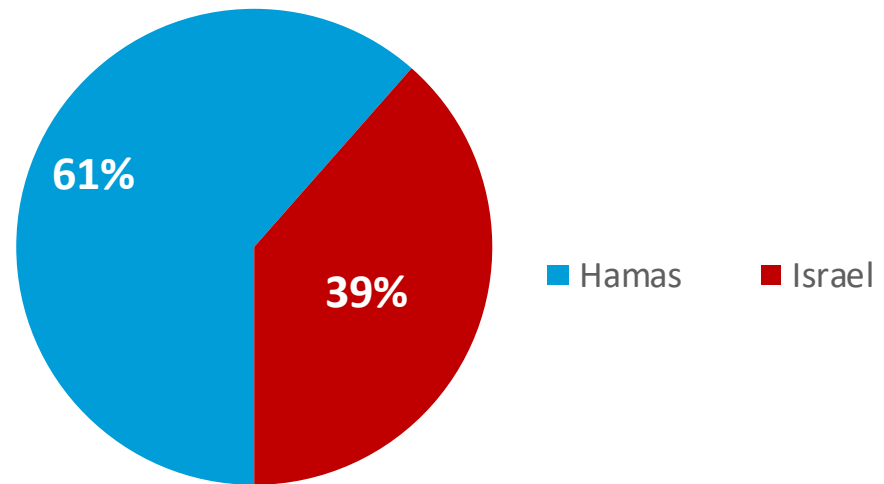
Do you believe or not believe accusations that there is a famine in Gaza?



Column %	DEM	GOP	IND/OTH
Believe	78%	65%	65%
Do not believe	22%	35%	35%

Column %	18-24	25-34	35-44	45-54	55-64	65+
Believe	64%	71%	66%	73%	67%	71%
Do not believe	36%	29%	34%	27%	33%	29%

Who do you believe is mainly responsible for the famine in Gaza – Hamas or Israel?



Column %	DEM	GOP	IND/OTH
Hamas	50%	74%	60%
Israel	50%	26%	40%

Column %	18-24	25-34	35-44	45-54	55-64	65+
Hamas	47%	55%	55%	59%	70%	71%
Israel	53%	45%	45%	41%	30%	29%

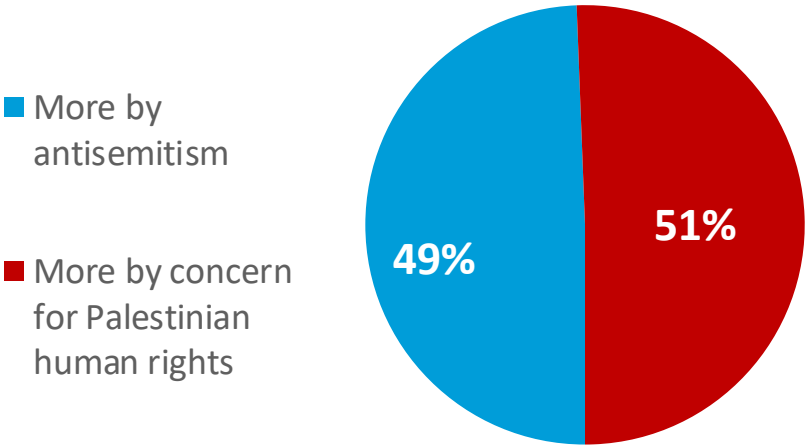
ISR0805: Do you believe or not believe accusations that there is a famine in Gaza?

ISR0806: Who do you believe is mainly responsible for the famine in Gaza – Hamas or Israel?



# VOTERS ARE EVENLY DIVIDED ON THE MOTIVATIONS OF CRITICISM OF ISRAEL, AND WHETHER OR NOT ISRAEL IS COMMITTING A GENOCIDE

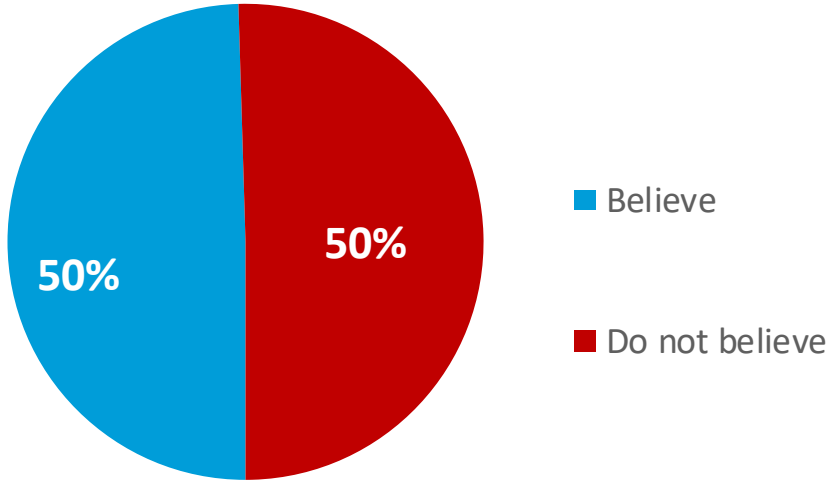
Do you believe that criticism of Israel's conduct in the Israel-Hamas conflict is motivated more by antisemitism, or motivated more by concern for Palestinian human rights?



Column %	DEM	GOP	IND/OTH
More by antisemitism	40%	63%	44%
More by concern for Palestinian human rights	60%	37%	56%

Column %	18-24	25-34	35-44	45-54	55-64	65+
More by antisemitism	41%	49%	47%	49%	47%	56%
More by concern for Palestinian human rights	59%	51%	53%	51%	53%	44%

Do you believe or not believe that Israel is committing a genocide in Gaza?



Column %	DEM	GOP	IND/OTH
Believe	66%	38%	45%
Do not believe	34%	62%	55%

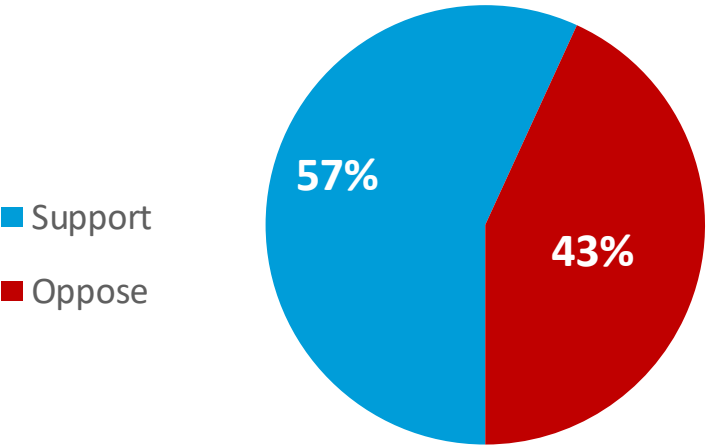
Column %	18-24	25-34	35-44	45-54	55-64	65+
Believe	55%	61%	52%	54%	42%	39%
Do not believe	45%	39%	48%	46%	58%	61%

ISR0807: Do you believe that criticism of Israel's conduct in the Israel-Hamas conflict is motivated more by antisemitism, or motivated more by concern for Palestinian human rights?

ISR0808: Do you believe or not believe that Israel is committing a genocide in Gaza?

# MAJORITIES OF VOTERS SUPPORT PROVIDING BOTH OFFENSIVE AND DEFENSIVE MILITARY AID TO ISRAEL

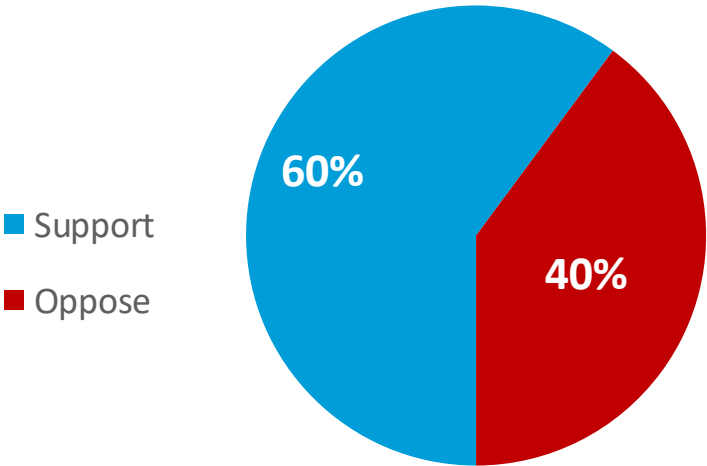
Do you support or oppose the United States providing offensive military aid to Israel?



Column %	DEM	GOP	IND/OTH
Support	44%	74%	51%
Oppose	56%	26%	49%

Column %	18-24	25-34	35-44	45-54	55-64	65+
Support	43%	53%	56%	54%	63%	62%
Oppose	57%	47%	44%	46%	37%	38%

Do you support or oppose the United States providing defensive military aid to Israel?



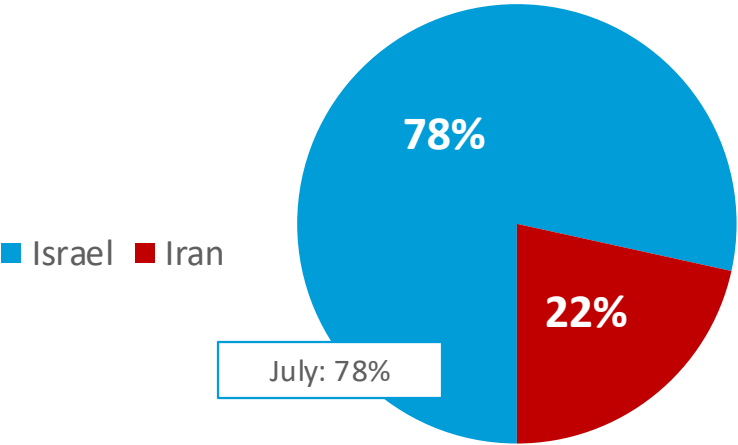
Column %	DEM	GOP	IND/OTH
Support	48%	76%	56%
Oppose	52%	24%	44%

Column %	18-24	25-34	35-44	45-54	55-64	65+
Support	50%	53%	60%	55%	66%	69%
Oppose	50%	47%	40%	45%	34%	31%

ISR0803: Do you support or oppose the United States providing offensive military aid to Israel?  
ISR0804: Do you support or oppose the United States providing defensive military aid to Israel?

# THERE REMAINS BROAD SUPPORT FOR ISRAEL OVER IRAN

In the Israel-Iran conflict do you support Israel more or Iran more?



Column %	DEM	GOP	IND/OTH
Israel	73%	85%	77%
Iran	27%	15%	23%

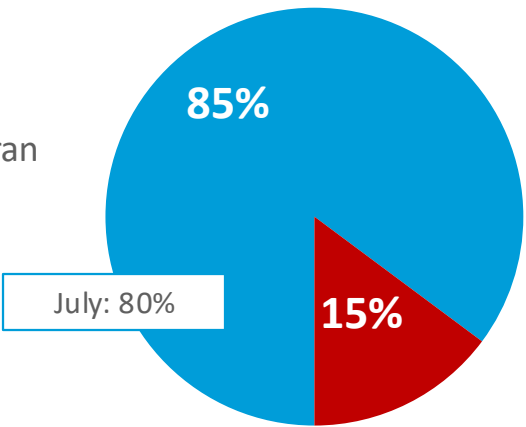
Column %	18-24	25-34	35-44	45-54	55-64	65+
Israel	52%	70%	70%	76%	90%	92%
Iran	48%	30%	30%	24%	10%	8%

# THERE IS STRONG CONSENSUS FOR BLOCKING IRAN'S NUKES, AND TWO-THIRDS FAVOR A DEAL THAT PERMANENTLY DOES SO

Should the U.S. continue to take all actions necessary to prevent Iran from obtaining a nuclear weapon or not block Iran from such capability?

■ Take all action necessary to prevent nuclear capability in Iran

■ Do not block Iran from such capability



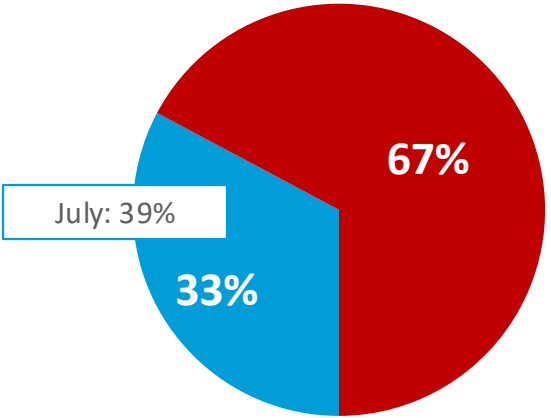
Column %	DEM	GOP	IND/OTH
Take all action necessary to prevent nuclear capability in Iran	83%	91%	81%
Do not block Iran from such capability	17%	9%	19%

Column %	18-24	25-34	35-44	45-54	55-64	65+
Take all action necessary to prevent nuclear capability in Iran	81%	81%	77%	84%	91%	91%
Do not block Iran from such capability	19%	19%	23%	16%	9%	9%

Would you favor a negotiated deal with Iran that delayed nuclear weapons development a number of years or only one that permanently blocked it?

■ Delays by a number of years

■ Permanently blocks it



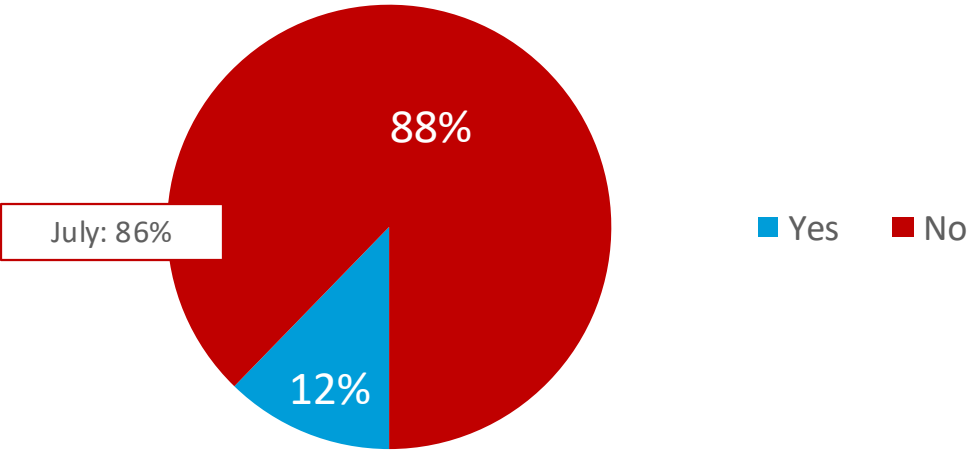
Column %	DEM	GOP	IND/OTH
Delays by a number of years	38%	28%	33%
Permanently blocks it	62%	72%	67%

Column %	18-24	25-34	35-44	45-54	55-64	65+
Delays by a number of years	50%	49%	39%	32%	21%	20%
Permanently blocks it	50%	51%	61%	68%	79%	80%

QIRAN0714: Should the U.S. continue to take all actions necessary to prevent Iran from obtaining a nuclear weapon or not block Iran from such capability?  
 QIRAN0715: Would you favor a negotiated deal with Iran that delayed nuclear weapons development a number of years or only one that permanently blocked it?

# MOST VOTERS CONTINUE TO SUPPORT STOPPING IRAN’S NUCLEAR PROGRAM

Should Iran be allowed to obtain a nuclear weapon or not?



Column %	DEM	GOP	IND/OTH
Yes	13%	13%	11%
No	87%	87%	89%

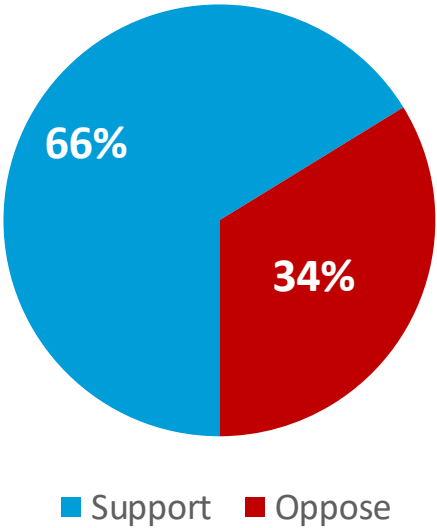
Column %	18-24	25-34	35-44	45-54	55-64	65+
Yes	21%	22%	15%	12%	5%	6%
No	79%	78%	85%	88%	95%	94%

# UKRAINE-RUSSIA

WHILE 3 IN 5 VOTERS SUPPORT TRUMP’S EFFORTS TO END THE WAR IN UKRAINE, A MAJORITY DO NOT BELIEVE HE SHOULD WIN A NOBEL PRIZE FOR HIS WORK AT THIS STAGE

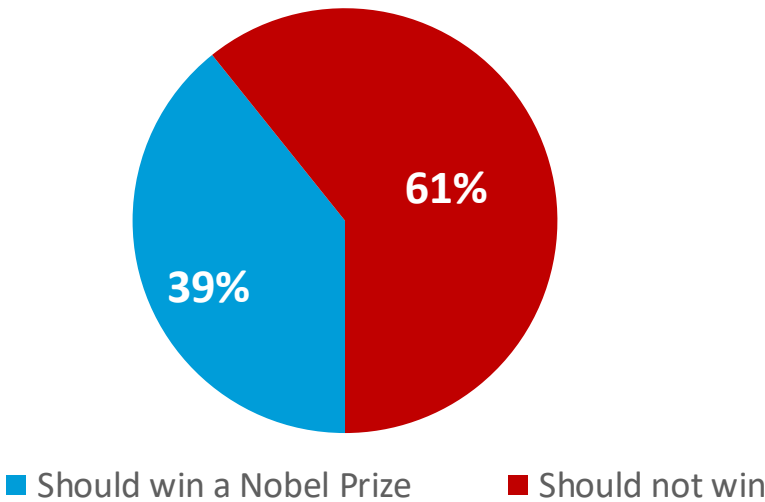
HARVARD CAPS  
HARRIS POLL

Do you support or oppose Donald Trump's efforts to end the war in Ukraine?



Column %	DEM	GOP	IND/OTH
Support	44%	89%	64%
Oppose	56%	11%	36%

Should Donald Trump win a Nobel Prize or not for his work to stop wars around the world?



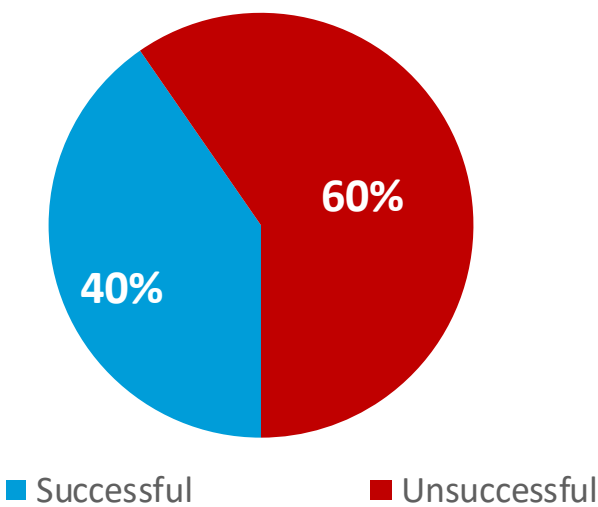
Column %	DEM	GOP	IND/OTH
Should win a Nobel Prize	15%	69%	32%
Should not win	85%	31%	68%

UKR0801: Should Donald Trump win a Nobel Prize or not for his work to stop wars around the world?  
UKR0802: Do you support or oppose Donald Trump's efforts to end the war in Ukraine?

3 IN 5 VOTERS SAY TRUMP’S PUTIN MEETING WAS UNSUCCESSFUL AND  
THEY ARE SPLIT ON THE TALKS WITH ZELENSKY AND THE EUROPEANS

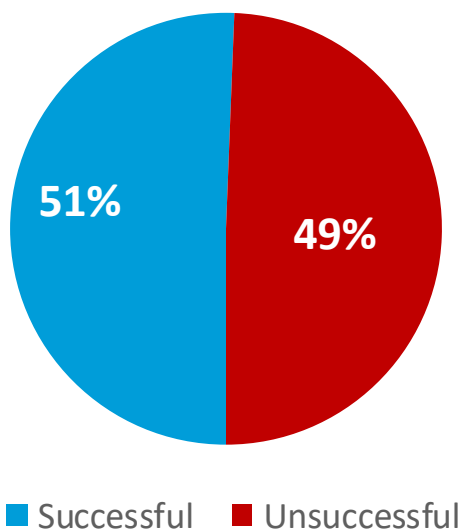
HARVARD CAPS  
HARRIS POLL

Do you think the meeting with Putin was successful in advancing peace or unsuccessful?



Column %	DEM	GOP	IND/OTH
Successful	23%	64%	33%
Unsuccessful	77%	36%	67%

Do you think the meeting with Volodymyr Zelenskyy and European leaders was successful in advancing peace or unsuccessful?



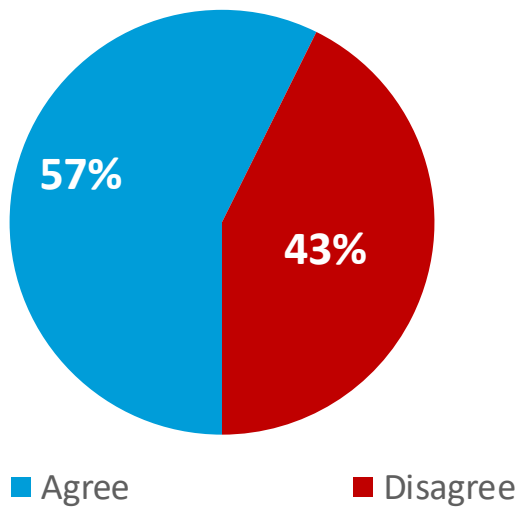
Column %	DEM	GOP	IND/OTH
Successful	37%	70%	43%
Unsuccessful	63%	30%	57%

UKR0803: Do you think the meeting with Putin was successful in advancing peace or unsuccessful?  
UKR0804: Do you think the meeting with Volodymyr Zelenskyy and European leaders was successful in advancing peace or unsuccessful?



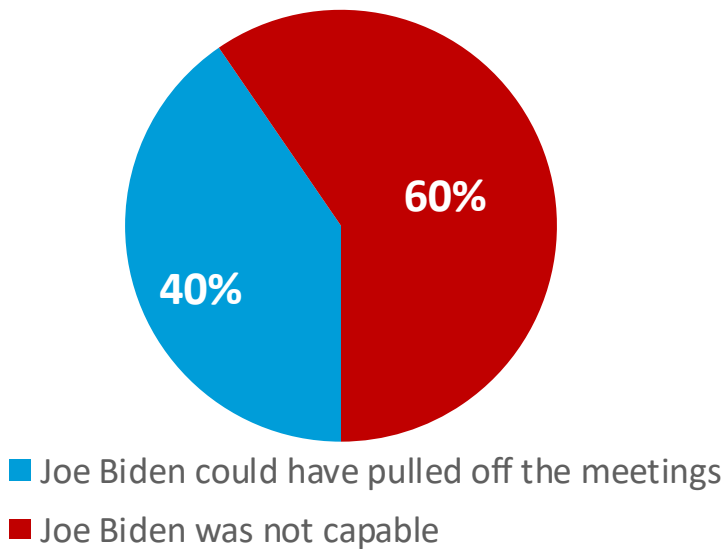
NEVERTHELESS, OVER HALF SAY TRUMP DESERVES CREDIT FOR ORCHESTRATING THESE MEETINGS, AND 3 IN 5 DOUBT BIDEN COULD HAVE DONE THE SAME

Do you agree or disagree that: Succeed or not Trump deserves a lot of credit for pulling off these meetings?



Column %	DEM	GOP	IND/OTH
Agree	31%	87%	52%
Disagree	69%	13%	48%

Could President Joe Biden have pulled off these meetings with world leaders or was he not capable of doing that?

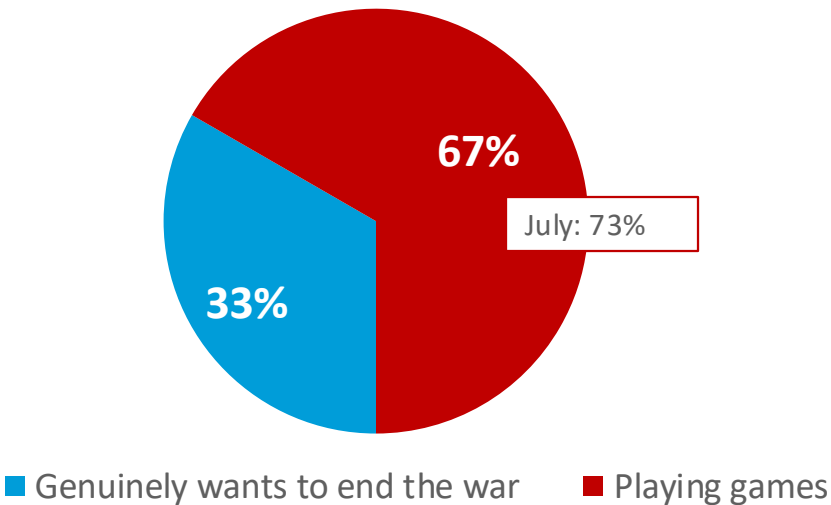


Column %	DEM	GOP	IND/OTH
Joe Biden could have pulled off the meetings	73%	17%	33%
Joe Biden was not capable	27%	83%	67%

UKR0805: Do you agree or disagree that: Succeed or not Trump deserves a lot of credit for pulling off these meetings?  
UKR0806: Could President Joe Biden have pulled off these meetings with world leaders or was he not capable of doing that?

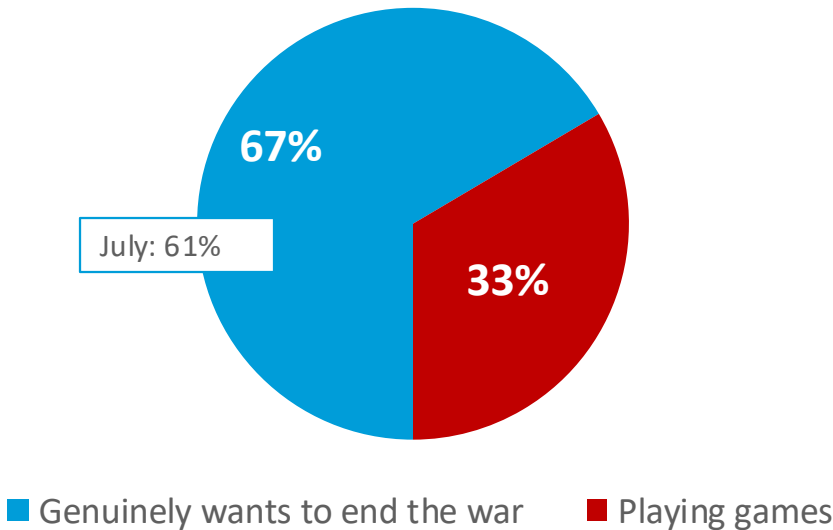
TWO-THIRDS OF VOTERS SAY PUTIN IS PLAYING GAMES WITH THE WEST, DOWN FROM LAST MONTH, WHILE TWO-THIRDS SAY ZELENSKYY GENUINELY WANTS TO END THE WAR

Do you think Russia's Vladimir Putin genuinely wants to end the war in Ukraine or is he playing games and stalling with the United States and the West?



Column %	DEM	GOP	IND/OTH
Genuinely wants to end the war	26%	46%	28%
Playing games	74%	54%	72%

Do you think Ukraine’s Volodymyr Zelenskyy genuinely wants to end the war or is he playing games and stalling with the United States and the West?

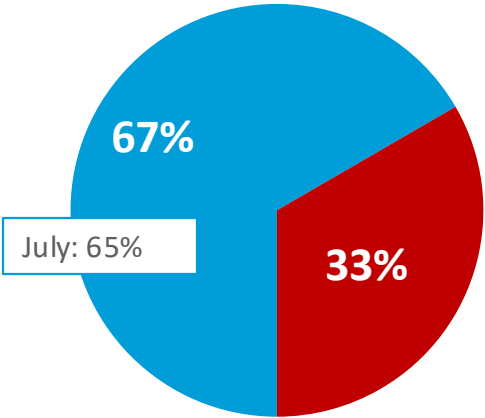


Column %	DEM	GOP	IND/OTH
Genuinely wants to end the war	73%	65%	62%
Playing games	27%	35%	38%

UKR0501: Do you think Russia’s Vladimir Putin genuinely wants to end the war in Ukraine or is he playing games and stalling with the United States and the West?  
UKR0502: Do you think Ukraine’s Volodymyr Zelenskyy genuinely wants to end the war or is he playing games and stalling with the United States and the West?

# TWO-THIRDS OF VOTERS WANT TRUMP TO ARM UKRAINE AND SANCTION RUSSIA, AND NEARLY 7 IN 10 BACK SECURITY GUARANTEES FOR UKRAINE

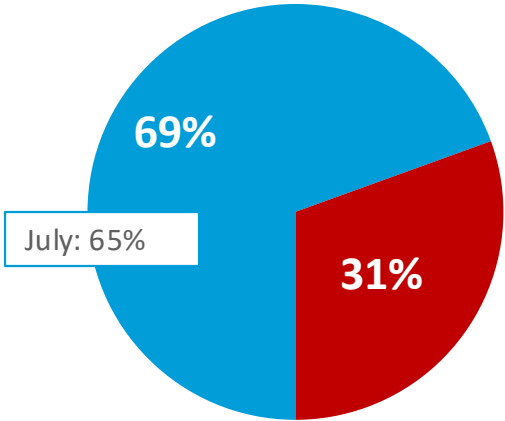
Should the Trump administration continue to provide weaponry to Ukraine and impose further economic sanctions on Russia if it refuses to negotiate and prolongs the bloodshed, or should it not do so for fear of antagonizing Russia?



- Continue to provide weaponry and impose sanctions
- Not continue for fear of antagonizing

Column %	DEM	GOP	IND/OTH
Continue to provide weaponry and impose sanctions	73%	67%	60%
Not continue for fear of antagonizing	27%	33%	40%

Should Ukraine receive direct security guarantees from the United States if it makes concessions to end the war with Russia?



- Yes
- No

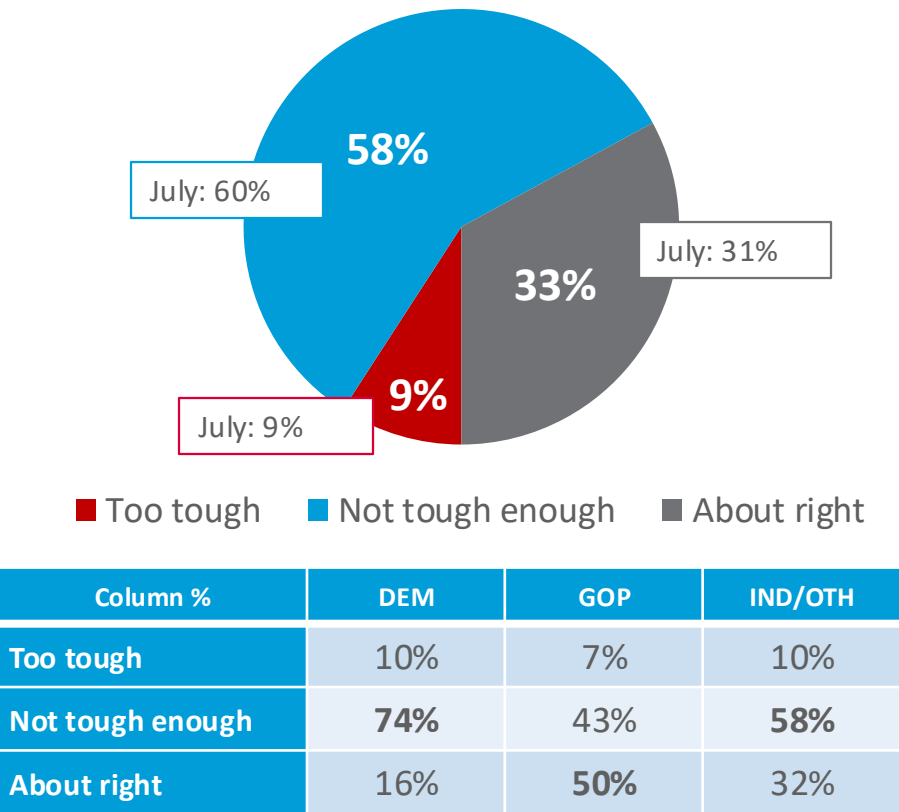
Column %	DEM	GOP	IND/OTH
Yes	76%	67%	65%
No	24%	33%	35%

UKR0503. Should the Trump administration continue to provide weaponry to Ukraine and impose further economic sanctions on Russia if it refuses to negotiate and prolongs the bloodshed, or should it not do so for fear of antagonizing Russia?  
UKR0504. Should Ukraine receive direct security guarantees from the United States if it makes concessions to end the war with Russia?

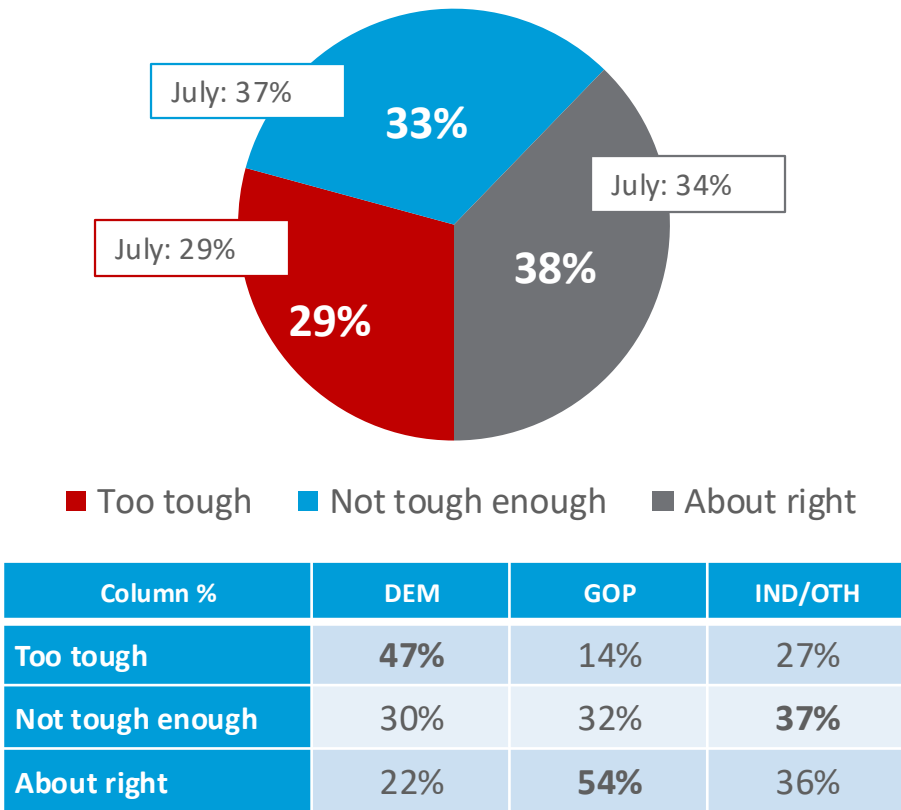
VOTERS STILL SAY TRUMP IS TOO SOFT ON PUTIN WHILE A PLURALITY SAY HE HAS THE RIGHT APPROACH WITH ZELENSKYY, UP FROM JULY

HARVARD CAPS  
HARRIS POLL

Do you think Donald Trump has been too tough, not tough enough, or about right when dealing with Vladimir Putin and the Russians?



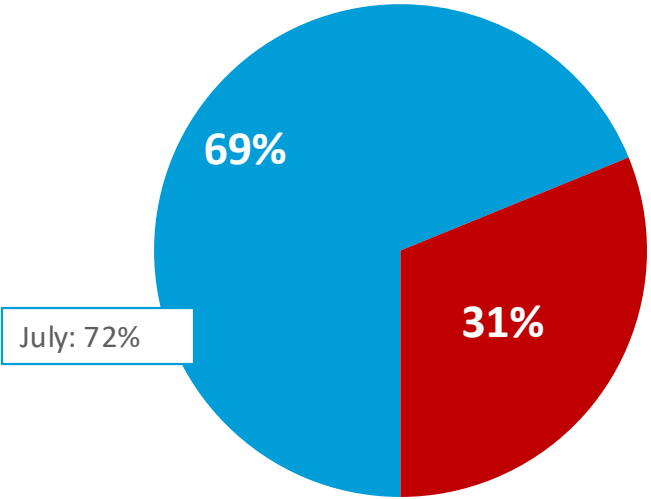
Do you think Donald Trump has been too tough, not tough enough, or about right when dealing with Volodymyr Zelenskyy and the Ukrainians?



UKR0505. Do you think Donald Trump has been too tough, not tough enough, or about right when dealing with Vladimir Putin and the Russians?  
UKR0506. Do you think Donald Trump has been too tough, not tough enough, or about right when dealing with Volodymyr Zelenskyy and the Ukrainians?

# VOTERS CONTINUE TO SAY AMERICA'S RELATIONSHIP WITH UKRAINE IS MORE IMPORTANT THAN WITH RUSSIA

Which relationship is more valuable to the United States?

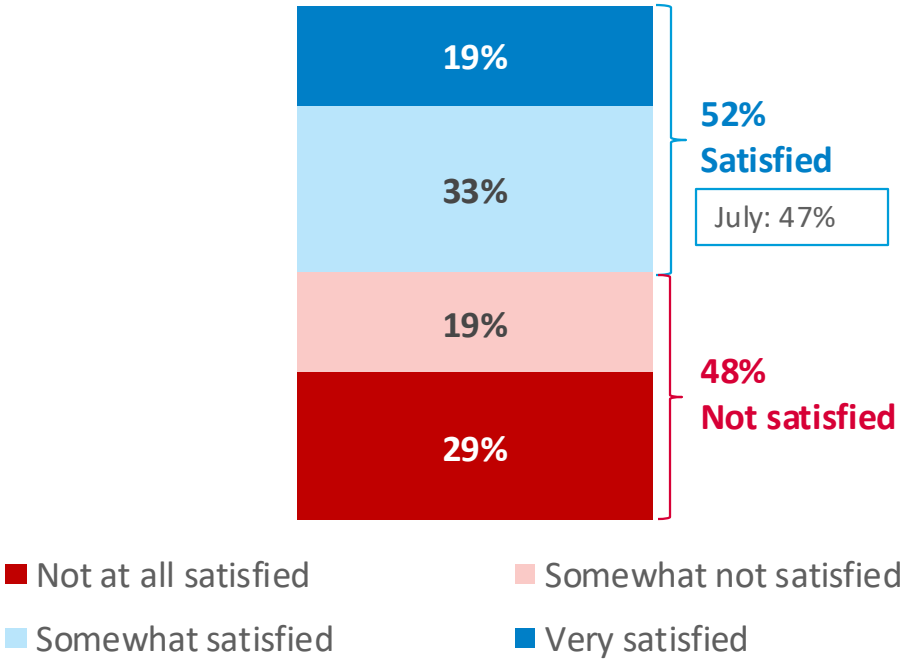


Column %	DEM	GOP	IND/OTH
The relationship with Ukraine which has offered 50/50 profit share to trillions of dollars in minerals to the United States and is keeping Russian aggression in Europe at bay through its military ingenuity	74%	68%	64%
The relationship with Russia which is a nuclear power and a possible counterweight to China	26%	32%	36%

- The relationship with Ukraine which has offered 50/50 profit share to trillions of dollars in minerals to the United States and is keeping Russian aggression in Europe at bay through its military ingenuity
- The relationship with Russia which is a nuclear power and a possible counterweight to China

# JUST OVER HALF OF VOTERS SAY THEY ARE SATISFIED WITH TRUMP’S HANDLING OF UKRAINE-RUSSIA TALKS

Are you satisfied or not satisfied with how Donald Trump is managing negotiating an end to the war between Ukraine and Russia?



Column %	DEM	GOP	IND/OTH
Satisfied (NET)	26%	80%	48%
Not satisfied (NET)	74%	20%	52%