

HARVARD CAPS HARRIS POLL



Field Dates: July 6-8, 2025



SURVEY METHOD

This survey was conducted online within the United States on July 6-8, 2025, among 2,044 registered voters by The Harris Poll and HarrisX.

Respondents for this poll are recruited through opt-in, web-panel recruitment sampling. Recruitment occurs through a broad variety of professional, validated respondent panels to expand the sampling frame as wide as possible and minimize the impact of any given panel on recruiting methods.

Results are weighted for age within gender, region, race/ethnicity, marital status, household size, income, employment, education, political party, and political ideology where necessary to align them with their actual proportions in the population. Propensity score weighting was also used to adjust for respondents' propensity to be online. The margin of error for the total sample is +/- 2.2 pts on a 95% confidence level.

The poll was supervised by pollsters:

Mark Penn (Chairman, The Harris Poll)

Dritan Nesho (CEO, HarrisX)

Stephen Ansolabehere (Professor and CAPS Director Emeritus, Harvard University)

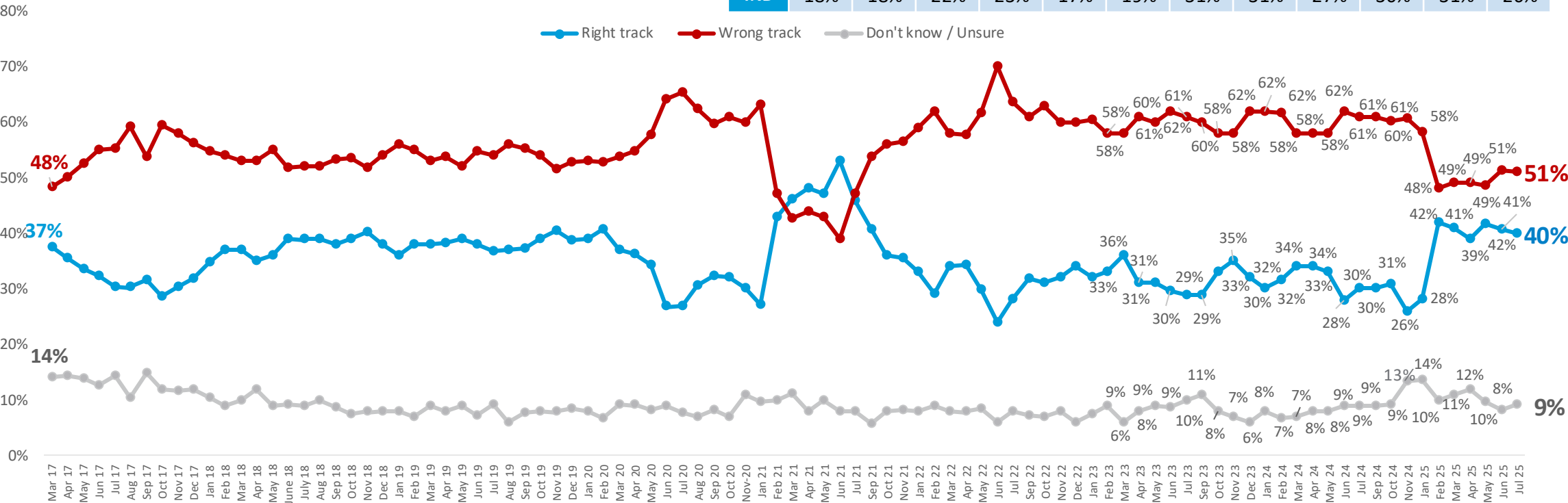
Approval and Mood of Country

TODAY, ONLY 40% OF VOTERS SAY THE COUNTRY IS ON THE RIGHT TRACK

Country: Right Track / Wrong Track

% Who Say "Right Track"

	06/24	07/24	09/24	10/24	11/24	01/25	02/25	03/25	04/25	05/25	06/25	07/25
GOP	12%	11%	10%	15%	32%	34%	71%	72%	69%	76%	71%	73%
DEM	53%	56%	55%	52%	29%	30%	21%	17%	20%	17%	17%	19%
IND	18%	18%	22%	23%	17%	19%	31%	31%	27%	30%	31%	26%

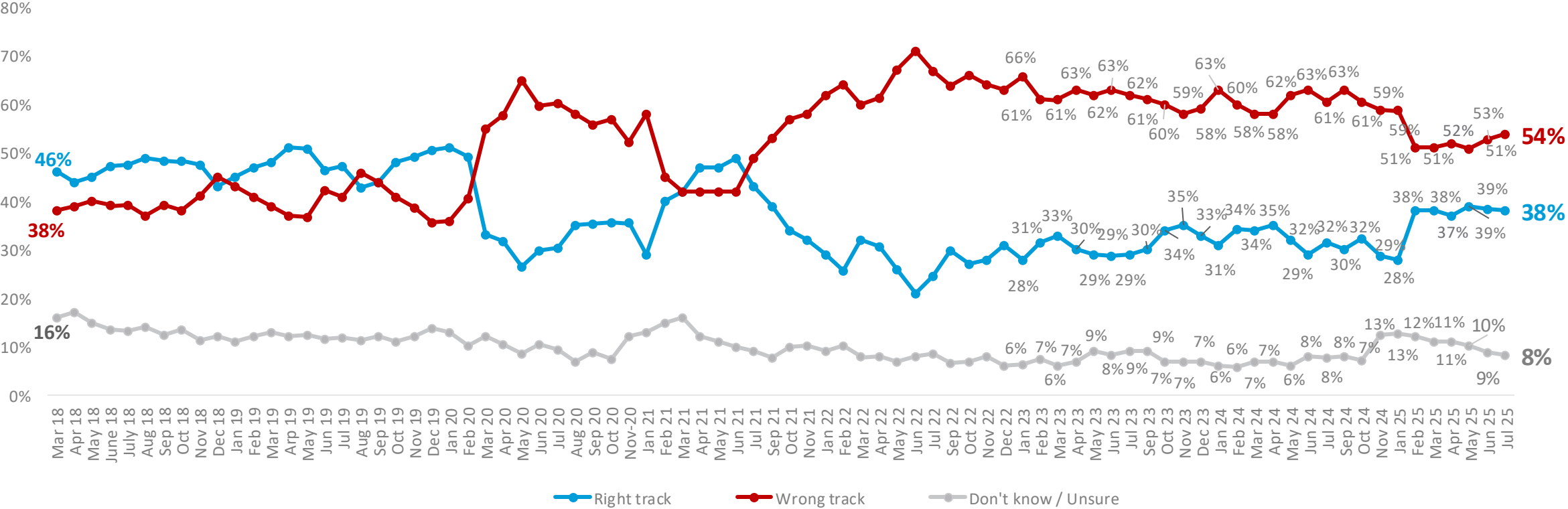


SIMILARLY, 38% OF VOTERS SAY THE ECONOMY IS ON THE RIGHT TRACK

U.S. Economy: Right Track / Wrong Track

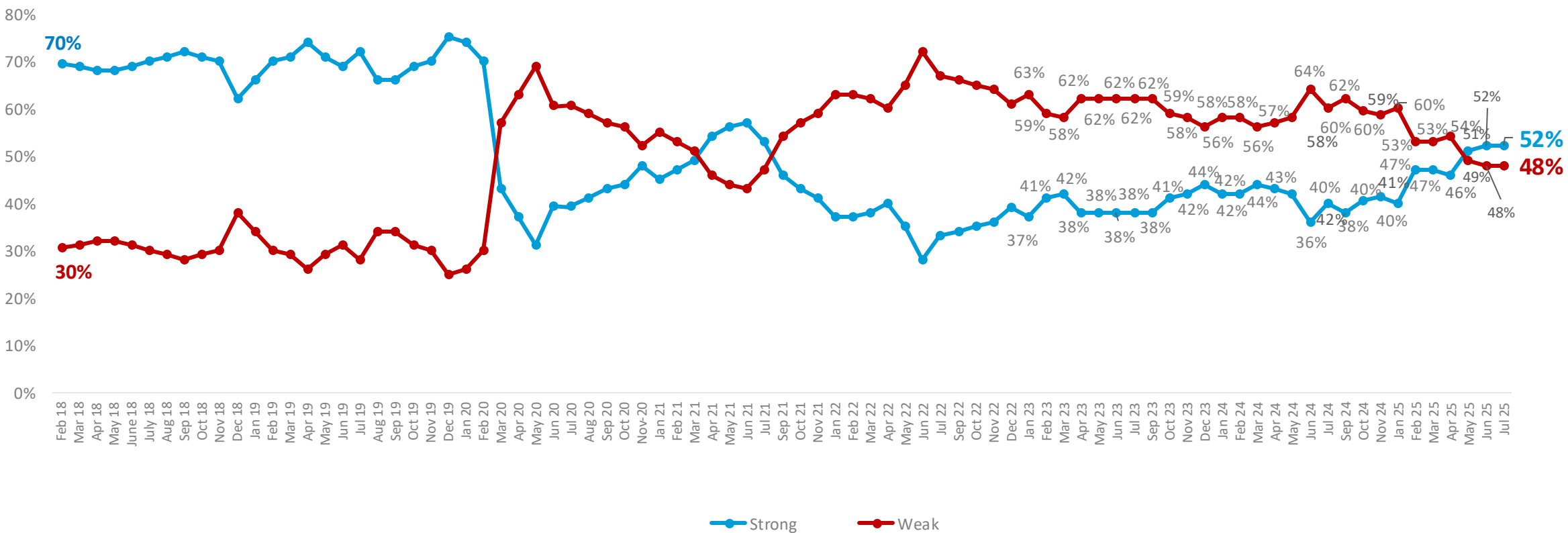
% Who Say “Right Track”

	05/24	06/24	07/24	09/24	10/24	11/24	01/25	02/25	03/25	04/25	05/25	06/25	07/25
GOP	13%	9%	11%	9%	13%	28%	30%	63%	67%	64%	72%	69%	70%
DEM	57%	55%	58%	54%	56%	38%	34%	20%	17%	18%	15%	15%	17%
IND	25%	20%	22%	23%	25%	21%	20%	27%	29%	26%	28%	29%	25%



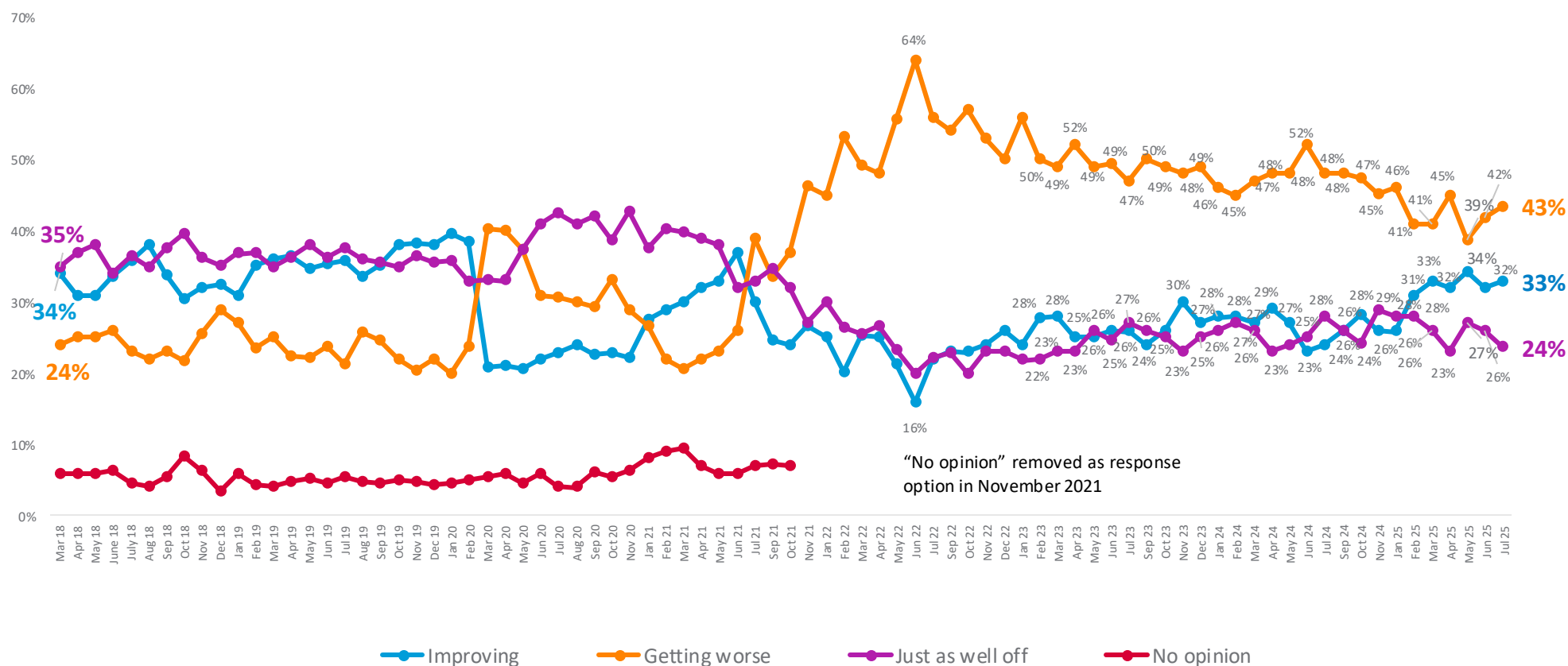
STEADY WITH JUNE, JUST OVER HALF OF VOTERS SAY THE U.S. ECONOMY IS STRONG TODAY

How strong do you think the U.S. economy is today?



1 IN 3 VOTERS SAY THEIR PERSONAL FINANCIAL SITUATION IS IMPROVING

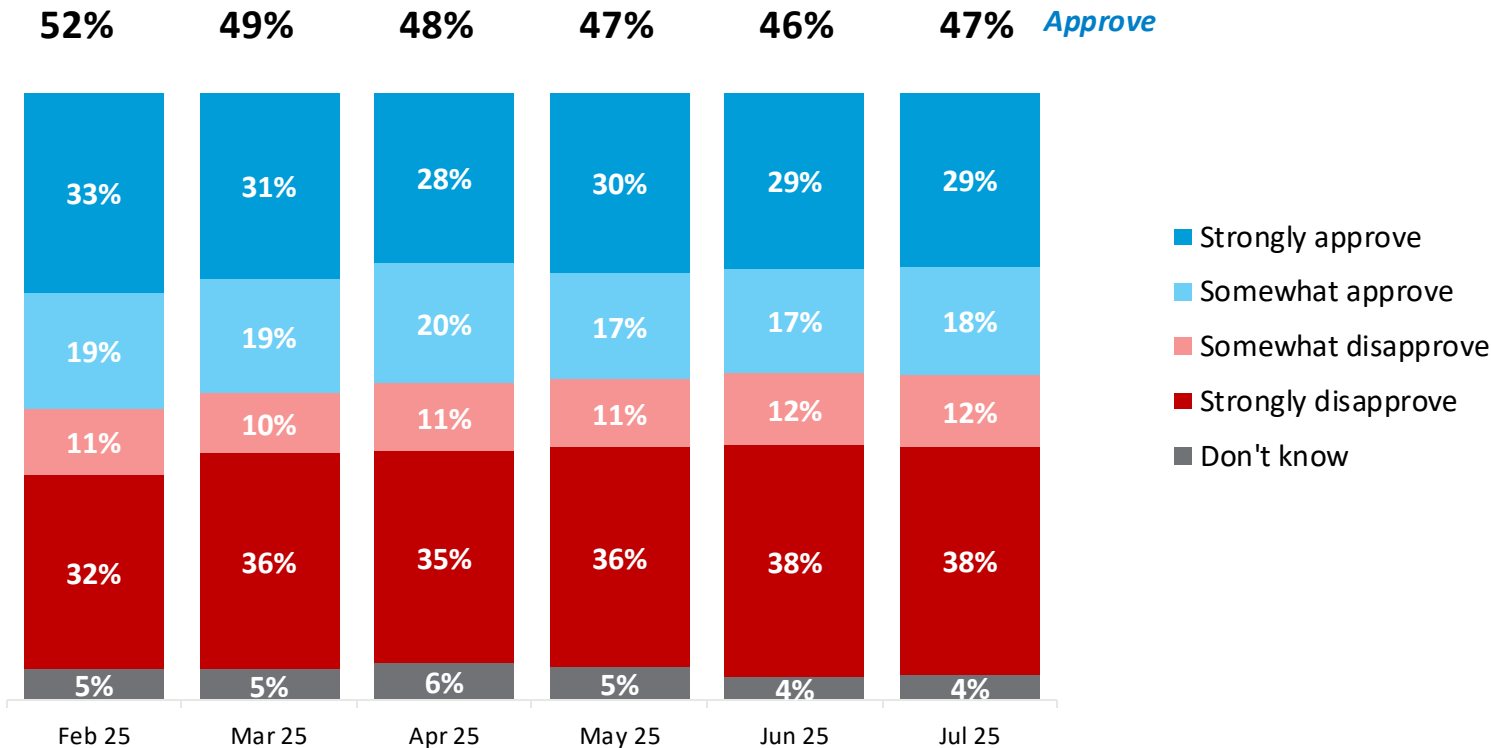
Would you say that your personal financial situation is improving or getting worse?



Row %	Improving	Getting worse
Total	33%	43%
DEM	21%	56%
GOP	53%	25%
IND/OTH	24%	50%
Male	39%	36%
Female	27%	50%
18-24	31%	44%
25-34	39%	43%
35-44	49%	35%
45-54	32%	46%
55-64	25%	57%
65+	24%	37%
White	33%	41%
Black or African American	32%	50%
Hispanic	32%	48%
Asian	38%	39%
Other	33%	52%
Urban	40%	41%
Suburban	30%	43%
Rural	29%	50%

TRUMP'S JOB APPROVAL RATING HAS STABILIZED AND IS AT 47%

Do you disapprove or approve of the job Donald J. Trump is doing as President of the United States?



Row %	Approve (NET)	Disapprove (NET)
Total	47%	49%
DEM	15%	83%
GOP	85%	13%
IND/OTH	36%	54%
Male	52%	44%
Female	41%	54%
18-24	30%	57%
25-34	47%	46%
35-44	56%	40%
45-54	46%	49%
55-64	43%	56%
65+	47%	52%
White	52%	45%
Black or African American	29%	63%
Hispanic	39%	54%
Asian	46%	53%
Other	31%	61%
Urban	49%	46%
Suburban	44%	53%
Rural	50%	45%

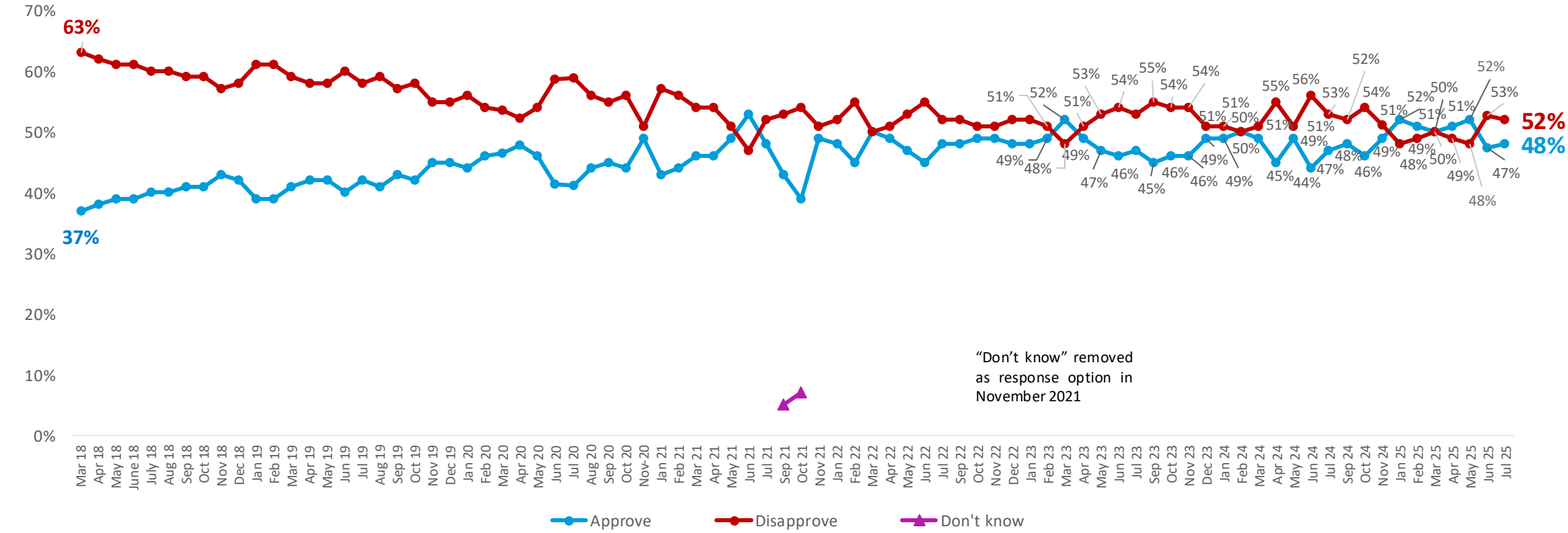
APPROVAL OF TRUMP'S HANDLING OF ISSUES IS HIGHEST IS ON IMMIGRATION AND RETURNING THE U.S. TO ITS VALUES, LOWEST ON TARIFFS AND INFLATION

Approve of Trump on... (Strongly or Somewhat Approve)

	Jan 25 (Biden)	Feb 25	Mar 25	Apr 25	May 25	Jun 25	July 25
The Economy	37%	49%	45%	43%	46%	44%	44%
Immigration	34%	56%	53%	51%	51%	49%	50%
Foreign Affairs	38%	48%	45%	44%	46%	45%	45%
Administering the Gov't	40%	49%	47%	47%	47%	45%	46%
Handling Inflation	34%	45%	43%	41%	43%	42%	42%
Reducing the Cost of the Government		53%	49%	50%	49%	46%	46%
Returning America to its Values		53%	49%	49%	51%	48%	50%
Tariffs and Trade Policy				41%	42%	41%	42%
Responding to the riots in LA						46%	47%

GOP APPROVAL IS AT 48%

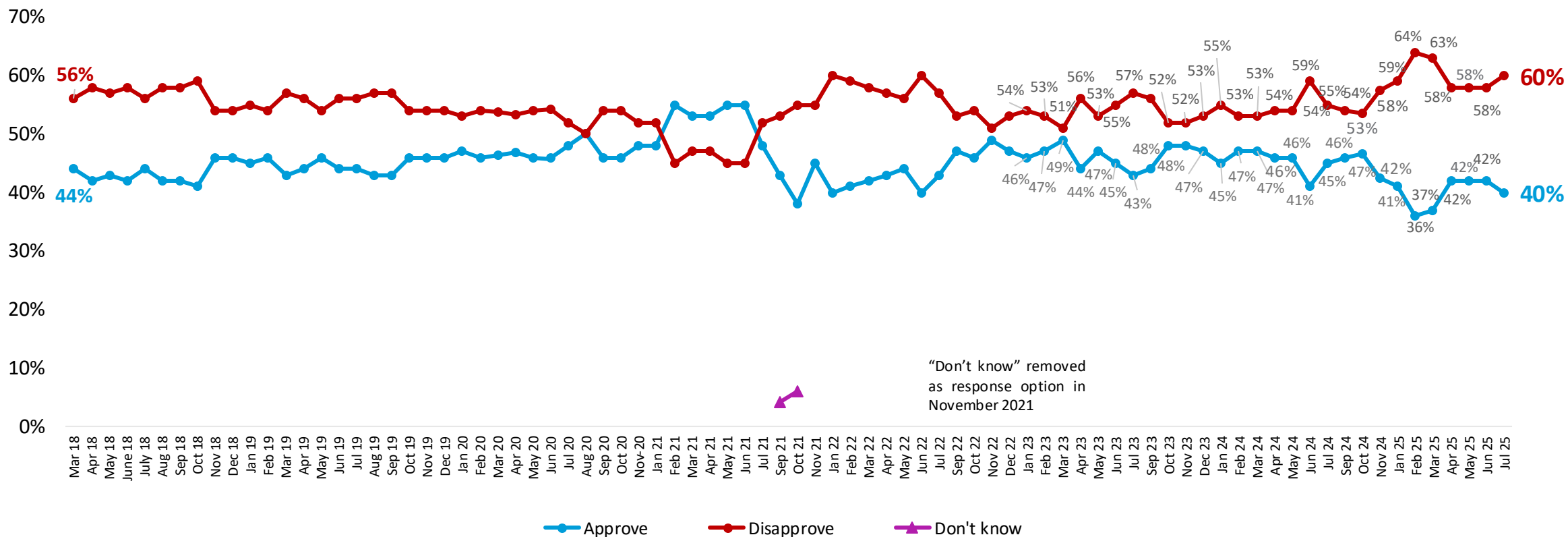
GOP Approval



Column %	Total	DEM	GOP	IND/OTH	Male	Female	18-24	25-34	35-44	45-54	55-64	65+	White	Black or African American	Hispanic	Asian	Other	Urban	Suburban	Rural
Approve (NET)	48%	19%	85%	38%	53%	43%	39%	48%	57%	50%	43%	46%	52%	35%	44%	41%	39%	50%	45%	52%
Disapprove (NET)	52%	81%	15%	62%	47%	57%	61%	52%	43%	50%	57%	54%	48%	65%	56%	59%	61%	50%	55%	48%

DEMOCRATIC PARTY APPROVAL DECLINED SLIGHTLY TO 40%

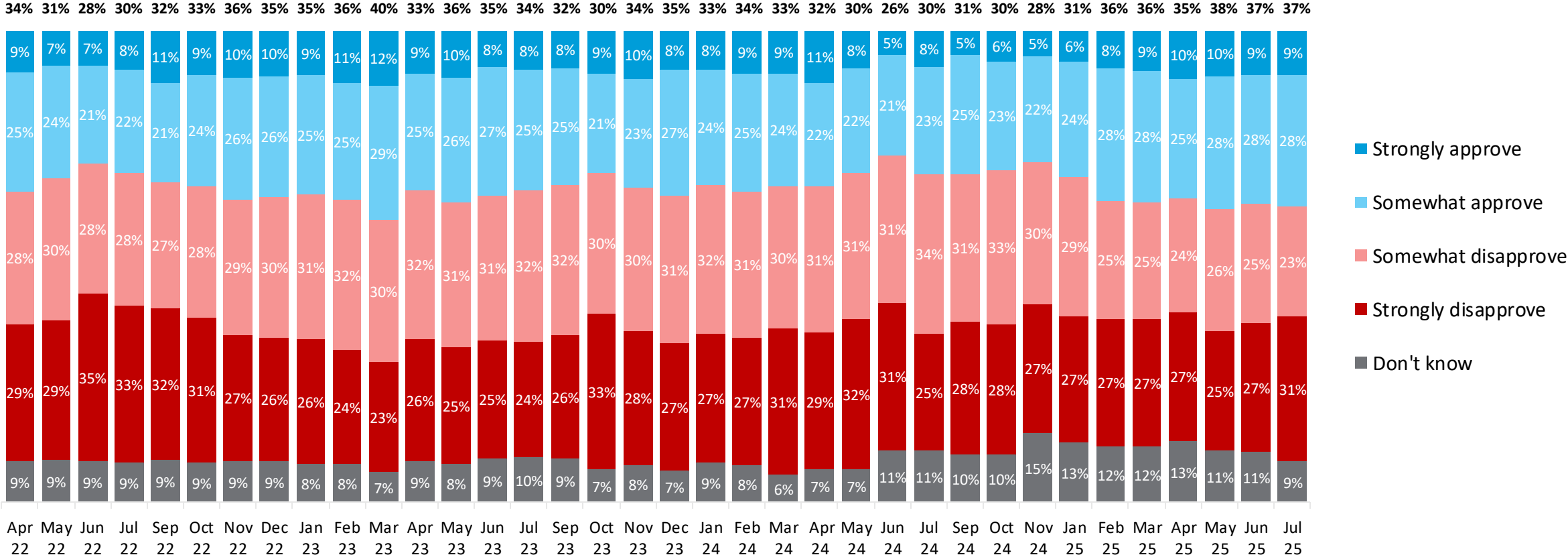
Democratic Party Approval



Column %	Total	DEM	GOP	IND/OTH	Male	Female	18-24	25-34	35-44	45-54	55-64	65+	White	Black or African American	Hispanic	Asian	Other	Urban	Suburban	Rural
Approve (NET)	40%	72%	21%	29%	40%	41%	43%	51%	44%	40%	36%	31%	37%	57%	41%	47%	23%	50%	38%	31%
Disapprove (NET)	60%	28%	79%	71%	60%	59%	57%	49%	56%	60%	64%	69%	63%	43%	59%	53%	77%	50%	62%	69%

CONGRESSIONAL APPROVAL STEADY AT 37%

Do you approve or disapprove of the way Congress is doing its job?



TRUMP AND RFK JR. HAVE THE HIGHEST FAVORABILITY OF FIGURES TESTED, AND ONLY RFK JR. ENJOYS NET FAVORABILITY

Favorability of Political Figures

- Very favorable
- Favorable
- Never heard of them
- No opinion
- Unfavorable
- Very unfavorable

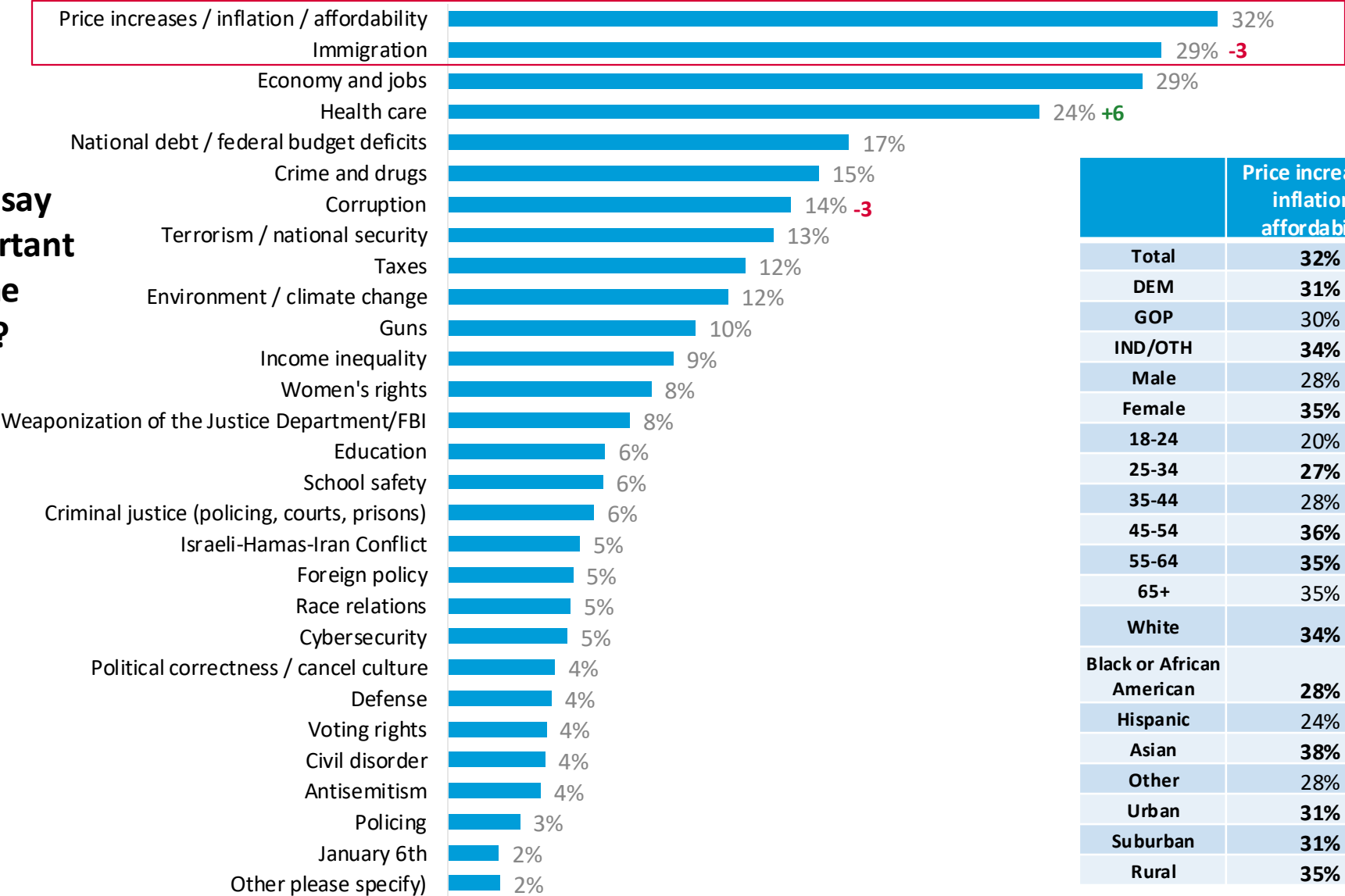
		Favorable (NET)	Unfavorable (NET)	GAP
Donald Trump	<div><div>29%</div><div>18%</div><div></div><div>9%</div><div>38%</div></div>	47%	47%	0%
Robert F. Kennedy Jr.	<div><div>18%</div><div>25%</div><div></div><div>11%</div><div>26%</div></div>	43%	38%	5%
J.D. Vance	<div><div>21%</div><div>19%</div><div></div><div>11%</div><div>30%</div></div>	39%	41%	-2%
Joe Biden	<div><div>16%</div><div>23%</div><div></div><div>16%</div><div>35%</div></div>	39%	50%	-11%
Elon Musk	<div><div>12%</div><div>22%</div><div></div><div>18%</div><div>32%</div></div>	34%	50%	-16%
Marco Rubio	<div><div>15%</div><div>17%</div><div></div><div>13%</div><div>21%</div></div>	32%	34%	-2%
Alexandria Ocasio-Cortez	<div><div>12%</div><div>18%</div><div></div><div>11%</div><div>25%</div></div>	30%	36%	-6%
Gavin Newsom	<div><div>11%</div><div>16%</div><div></div><div>10%</div><div>25%</div></div>	28%	35%	-7%
Mike Johnson	<div><div>12%</div><div>16%</div><div></div><div>9%</div><div>19%</div></div>	28%	28%	-1%
Benjamin Netanyahu	<div><div>12%</div><div>16%</div><div></div><div>14%</div><div>18%</div></div>	27%	32%	-5%
Pete Hegseth	<div><div>14%</div><div>13%</div><div></div><div>9%</div><div>22%</div></div>	26%	30%	-4%
Chuck Schumer	<div><div>9%</div><div>17%</div><div></div><div>15%</div><div>25%</div></div>	26%	40%	-15%
Kristi Noem	<div><div>12%</div><div>13%</div><div></div><div>8%</div><div>19%</div></div>	25%	27%	-2%
Pam Bondi	<div><div>13%</div><div>11%</div><div></div><div>9%</div><div>19%</div></div>	24%	27%	-3%
Zohran Mamdani	<div><div>9%</div><div>10%</div><div></div><div>9%</div><div>18%</div></div>	19%	27%	-8%
Karen Bass	<div><div>4%</div><div>10%</div><div></div><div>8%</div><div>16%</div></div>	15%	24%	-9%
Vladimir Putin	<div><div>4%</div><div>7%</div><div></div><div>16%</div><div>52%</div></div>	11%	68%	-57%

F1r. Now we will show you some names and groups. Please indicate if you have a favorable or unfavorable view of that person or group – or if you’ve never heard of them.

HARVARD CAPS
HARRIS POLL

INFLATION AND IMMIGRATION REMAIN THE TOP ISSUES, BUT HEALTHCARE INCREASED +6PTS IN SALIENCE THIS MONTH

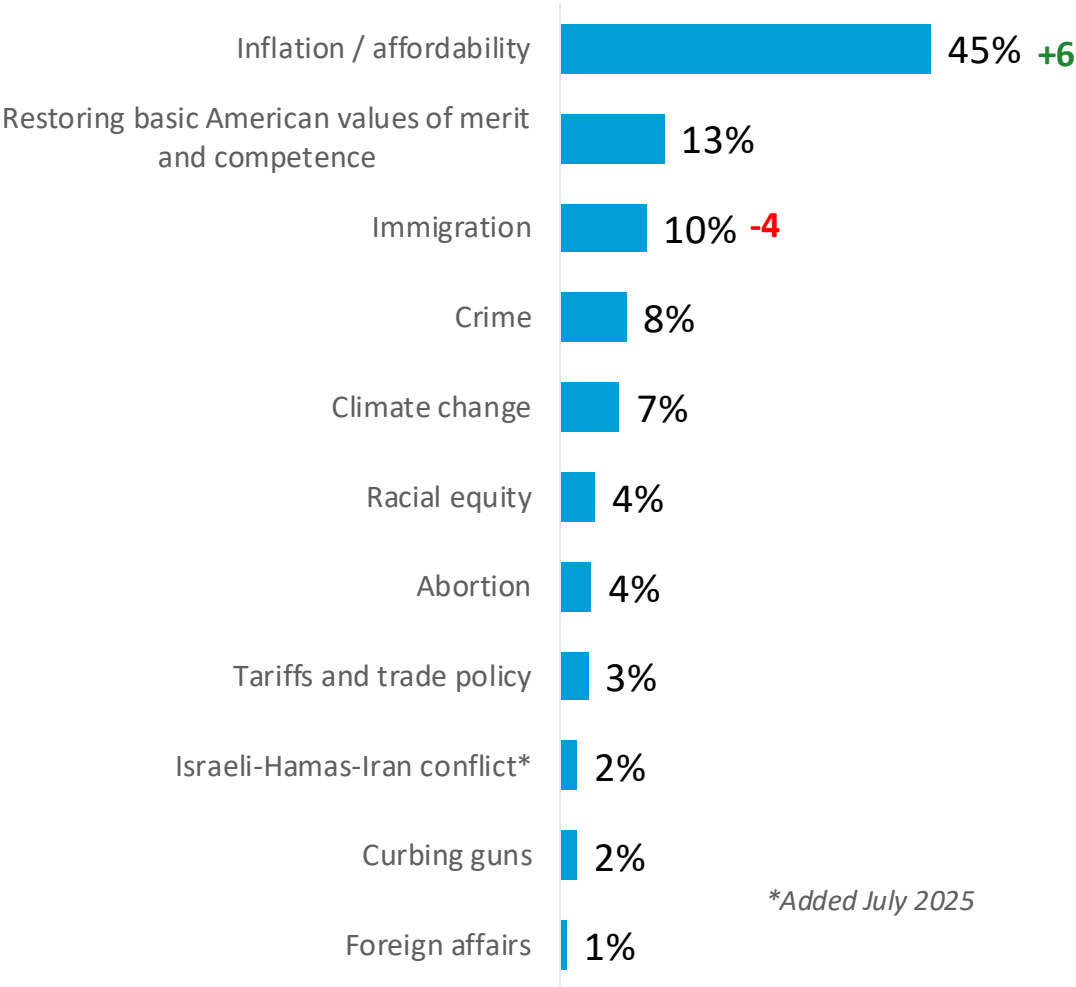
What would you say
are the most important
issues facing the
country today?



	Price increases / inflation / affordability	Immigration
Total	32%	29%
DEM	31%	22%
GOP	30%	42%
IND/OTH	34%	24%
Male	28%	31%
Female	35%	28%
18-24	20%	22%
25-34	27%	22%
35-44	28%	29%
45-54	36%	28%
55-64	35%	30%
65+	35%	39%
White	34%	31%
Black or African American	28%	17%
Hispanic	24%	34%
Asian	38%	25%
Other	28%	36%
Urban	31%	26%
Suburban	31%	31%
Rural	35%	31%

INFLATION AND AFFORDABILITY IS THE RUNAWAY TOP ISSUE TO VOTERS PERSONALLY, UP +6PTS FROM JUNE

Which of these issues is most important to you personally?



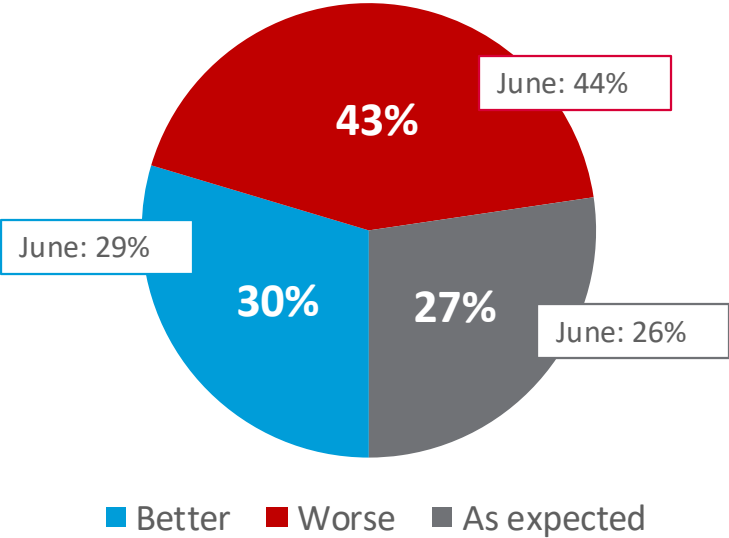
*Added July 2025

Column %	DEM	GOP	IND/OTH
Inflation / affordability	43%	43%	51%
Restoring basic American values of merit and competence	9%	16%	12%
Immigration	8%	16%	8%
Crime	6%	9%	8%
Climate change	12%	4%	6%
Racial equity	8%	1%	4%
Abortion	5%	4%	2%
Tariffs and trade policy	4%	2%	4%
Israeli-Hamas-Iran conflict	1%	3%	2%
Curbing guns	3%	1%	2%
Foreign affairs	1%	1%	1%

TRUMP'S FIRST SIX MONTHS

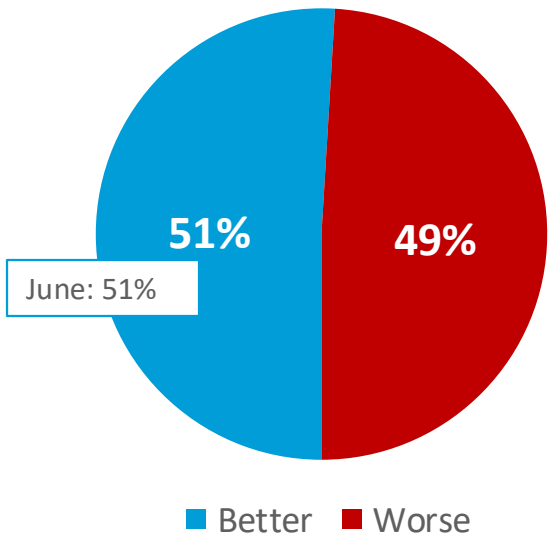
CONSISTENT WITH LAST MONTH, A PLURALITY OF VOTERS SAY TRUMP IS DOING WORSE THAN EXPECTED, AND HALF SAY HE IS OUTPERFORMING BIDEN

Is Donald Trump doing better than you expected as president, worse or about what you expected?



Column %	DEM	GOP	IND/OTH
Better	11%	57%	19%
Worse	70%	14%	47%
As expected	19%	29%	34%

Do you think that Donald Trump is doing a better or worse job as Joe Biden did as President?



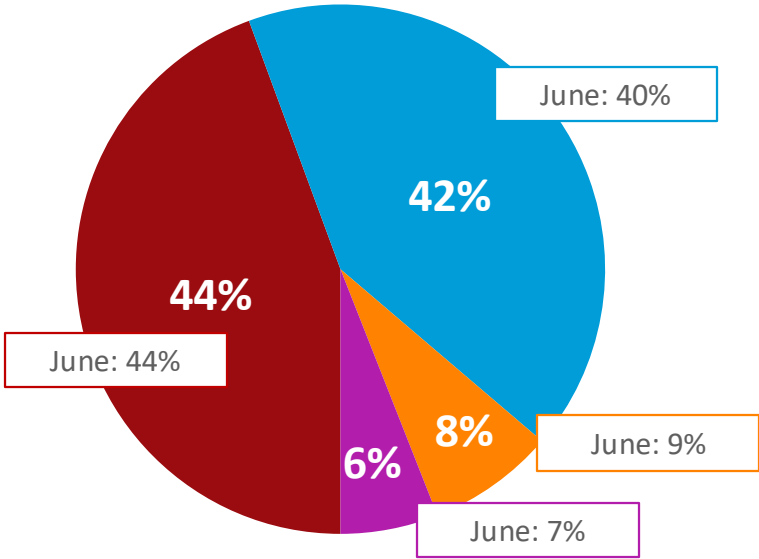
Column %	DEM	GOP	IND/OTH
Better	18%	89%	44%
Worse	82%	11%	56%

DJT01. Is Donald Trump doing better than you expected as president, worse or about what you expected?
DJT02. Do you think that Donald Trump is doing a better or worse job as Joe Biden did as president?

MOST VOTERS REMAIN SATISFIED WITH THEIR 2024 PRESIDENTIAL CHOICE

Would you say you are a Kamala Harris voter who wishes Harris won; a Donald Trump voter who wishes Harris won; a Harris voter who is now satisfied with Trump or a Trump voter satisfied with their choice?

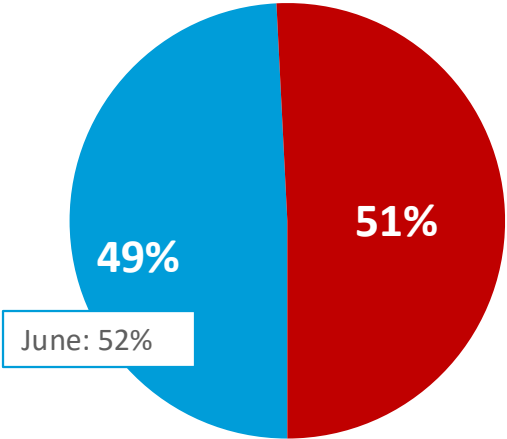
- Trump voter satisfied with their choice
- Harris voter who wishes Harris won
- Trump voter who wishes Harris won
- Harris voter who is now satisfied with Trump



Column %	DEM	GOP	IND/OTH
Trump voter satisfied with their choice	9%	82%	40%
Harris voter who wishes Harris won	79%	5%	43%
Trump voter who wishes Harris won	6%	7%	10%
Harris voter who is now satisfied with Trump	5%	6%	7%

VOTERS REMAIN DIVIDED OVER THE SUCCESS OF TRUMP’S DEALS, AND A THINNING MAJORITY BELIEVE HE WILL REACH A DEAL WITH CHINA

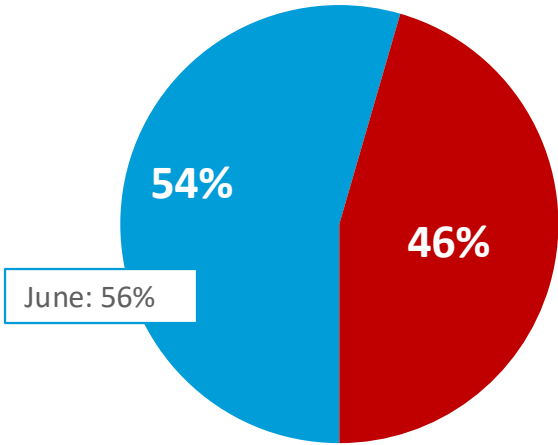
Do you think President Trump is making good deals on behalf of the country or do you think he is making bad deals just to appear successful?



■ Good deals ■ Bad deals

Column %	DEM	GOP	IND/OTH
Good deals	17%	87%	42%
Bad deals	83%	13%	58%

Do you think he will reach a trade deal with China or not?



■ Reach a deal ■ Not reach a deal

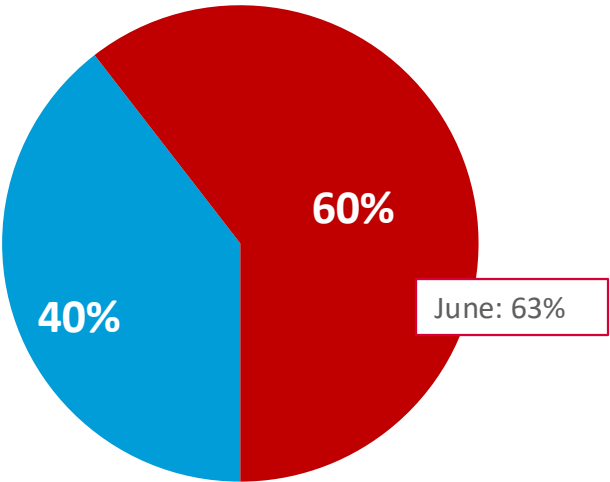
Column %	DEM	GOP	IND/OTH
Reach a deal	30%	83%	49%
Not reach a deal	70%	17%	51%

DJT0501. Do you think President Trump is making good deals on behalf of the country or do you think he is making bad deals just to appear successful?

DJT0502. Do you think he will reach a trade deal with China or not?

3 IN 5 VOTERS DOUBT TRUMP’S ABILITY TO SOLVE THE UKRAINE OR THE ISRAEL/HAMAS WAR

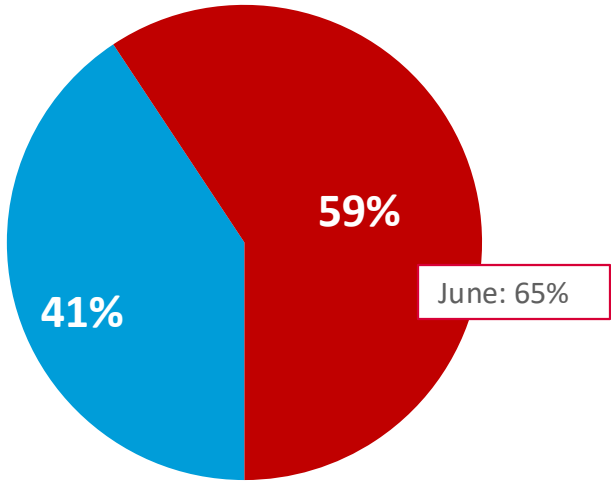
Do you think Trump will solve the Ukraine war or not?



■ Solve ■ Not solve

Column %	DEM	GOP	IND/OTH
Solve	17%	70%	29%
Not solve	83%	30%	71%

Do you think Trump will solve the Israel/Hamas war or not?

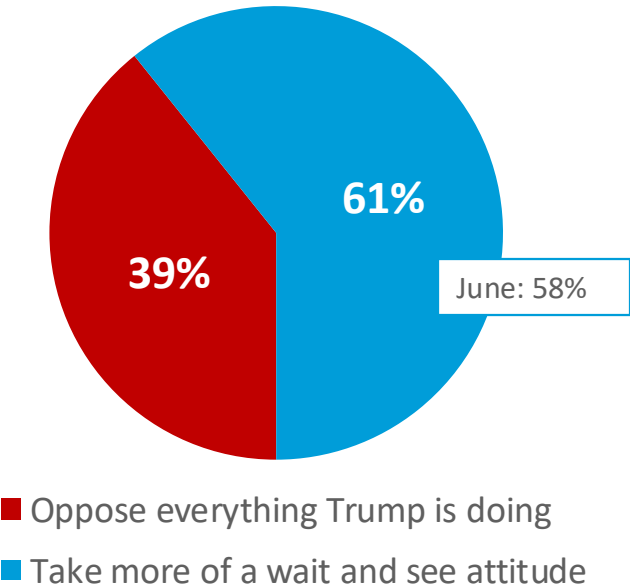


■ Solve ■ Not solve

Column %	DEM	GOP	IND/OTH
Solve	15%	71%	34%
Not solve	85%	29%	66%

3 IN 5 VOTERS PREFER DEMOCRATS TO TAKE A WAIT-AND-SEE APPROACH ON TRUMP’S ACTIONS

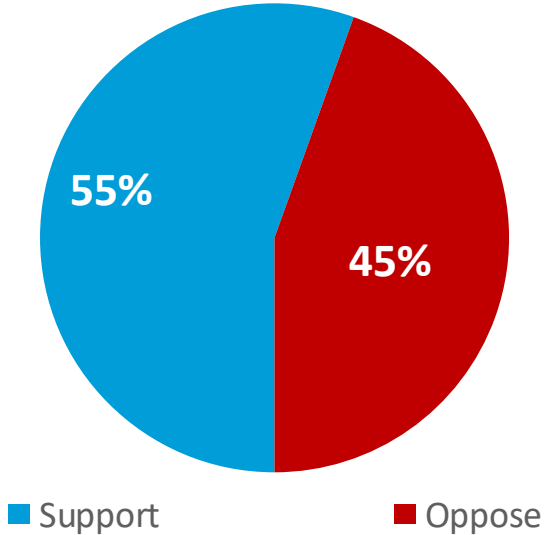
Do you think Democrats should oppose everything that Trump is doing or should they take more of a wait and see attitude towards his actions?



Column %	DEM	GOP	IND/OTH
Oppose everything Trump is doing	63%	16%	40%
Take more of a wait and see attitude	37%	84%	60%

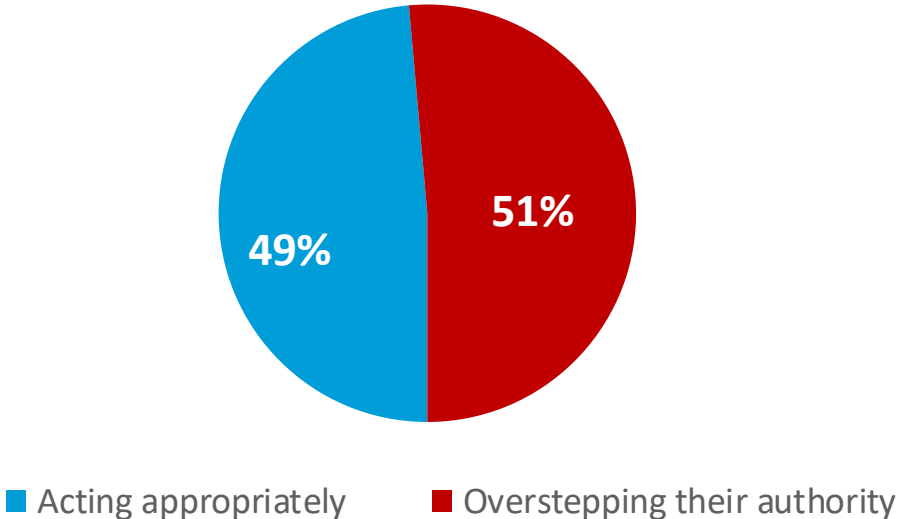
A SMALL MAJORITY SUPPORT SCOTUS’S DECISION TO CURB NATIONWIDE INJUNCTIONS, AND VOTERS ARE SPLIT ON WHETHER JUDGES HAVE USED THE POWER APPROPRIATELY OR NOT TO DATE

Do you support or oppose the decision of the Supreme Court to limit the ability of individual federal judges to issue nationwide injunctions?



Column %	DEM	GOP	IND/OTH
Support	33%	82%	50%
Oppose	67%	18%	50%

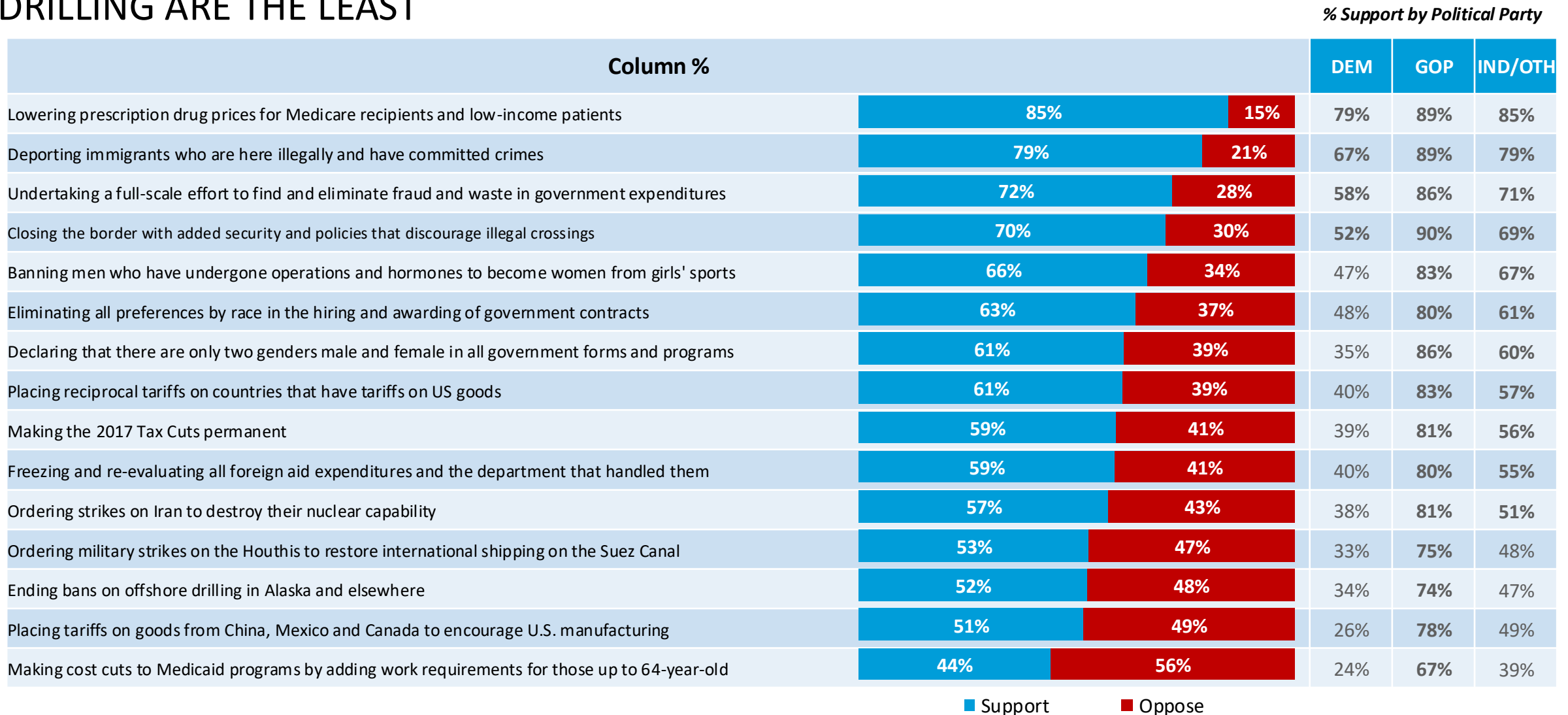
In general, do you think federal judges have been acting appropriately to hold up actions of the administration through nationwide injunctions or have they been over-stepping their authority in their actions?



Column %	DEM	GOP	IND/OTH
Acting appropriately	54%	46%	45%
Overstepping their authority	46%	54%	55%

COURTS0705. Do you support or oppose the decision of the Supreme Court to limit the ability of individual federal judges to issue nationwide injunctions?
COURTS0701. In general, do you think federal judges have been acting appropriately to hold up actions of the administration through nationwide injunctions or have they been over-stepping their authority in their actions?

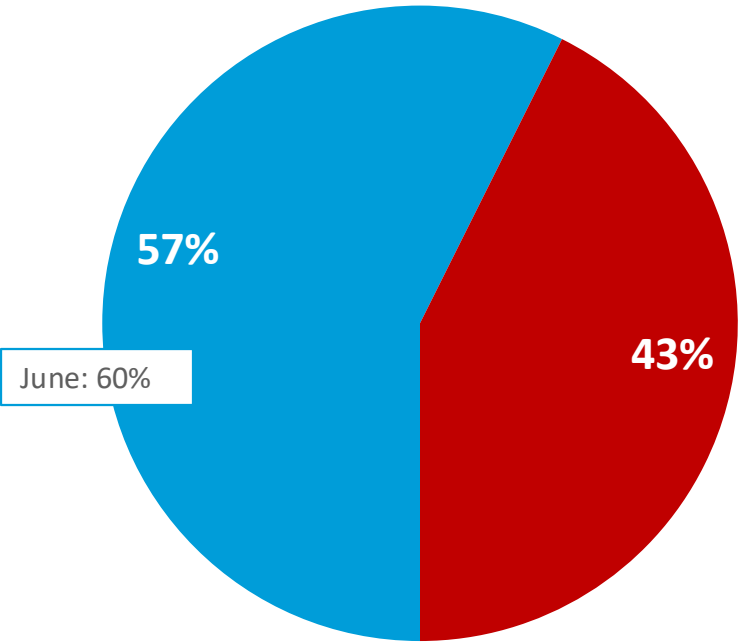
LOWERING DRUG PRICES, DEPORTING ILLEGAL IMMIGRANTS, CUTTING GOV'T WASTE ARE TRUMP'S MOST SUPPORTED POLICIES, WHILE ADDING MEDICAID REQUIREMENTS, TARIFFS, AND OFFSHORE DRILLING ARE THE LEAST



A MAJORITY OF VOTERS FEEL TRUMP’S EXECUTIVE ORDER ON DRUG PRICES WILL LEAD TO BETTER OUTCOMES

Do you think the Trump executive order aimed at lowering prescription drug prices will...

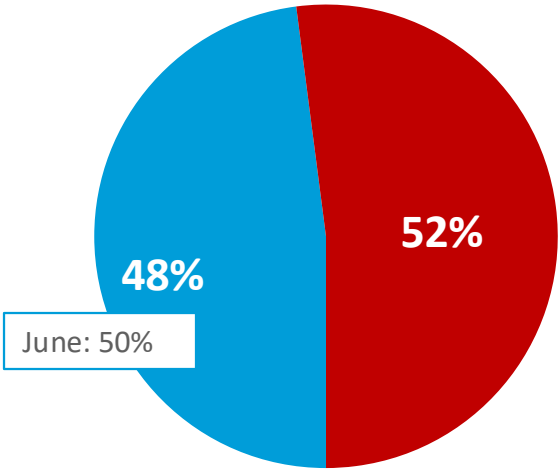
- mainly lead to better outcomes for Medicare recipients and low-income patients with no negative impacts on the cost and availability of availability of drugs for other consumers
- mainly cause drug prices for other consumers to rise and decrease in the development and availability of drugs



Column %	DEM	GOP	IND/OTH
mainly lead to better outcomes for Medicare recipients and low-income patients with no negative impacts on the cost and availability of availability of drugs for other consumers	40%	75%	56%
mainly cause drug prices for other consumers to rise and decrease in the development and availability of drugs	60%	25%	44%

VOTERS ARE DIVIDED ON THE TAX CUTS’ IMPACT ON GROWTH, BUT 52% NOW SAY IT WILL INCREASE DEBT, UP SIGNIFICANTLY FROM JUNE

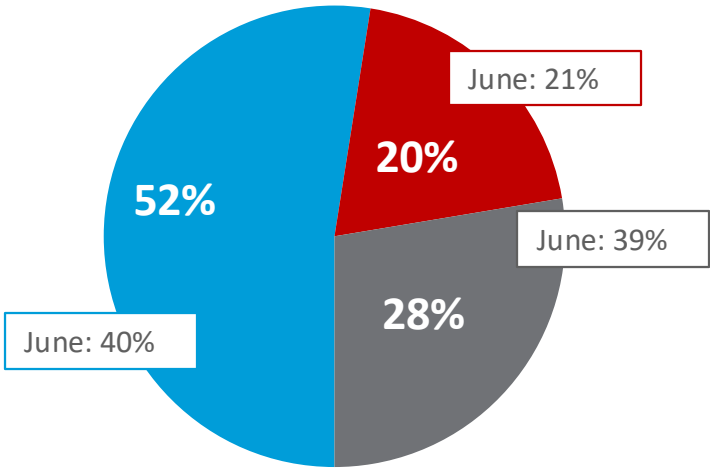
Do you think the Trump administration’s Big Beautiful Bill which, among other things, makes the 2017 Tax Cuts permanent, will lead to more money in your pocket and economic growth or will it not make a difference?



■ More money and economic growth ■ Will not make a difference

Column %	DEM	GOP	IND/OTH
More money and economic growth	25%	77%	40%
Will not make a difference	75%	23%	60%

Do you think the Trump administration’s Big Beautiful Bill which, among other things, makes the 2017 Tax Cuts permanent will lead to an increase in U.S. government debt, a decrease, or will it not make a difference?



■ Increase ■ Decrease ■ Will not make a difference

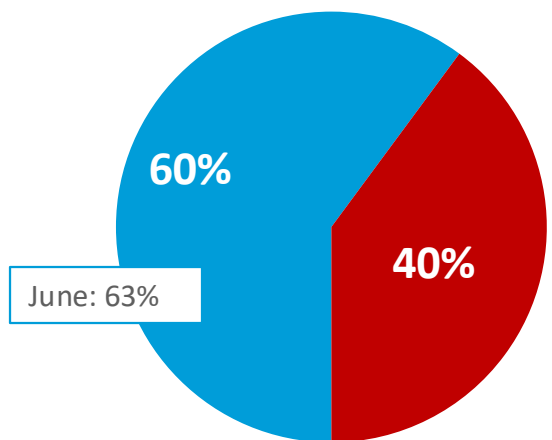
Column %	DEM	GOP	IND/OTH
Increase	65%	41%	51%
Decrease	15%	29%	16%
Will not make a difference	20%	30%	33%

DJTMAY9A. Do you think the Trump administration making the 2017 Tax Cuts permanent will lead to more money in your pocket and economic growth or will it not make a difference?
DJTMAY9B. Do you think the Trump administration making the 2017 Tax Cuts permanent will lead to an increase in U.S. government debt, a decrease, or will it not make a difference?

IMMIGRATION

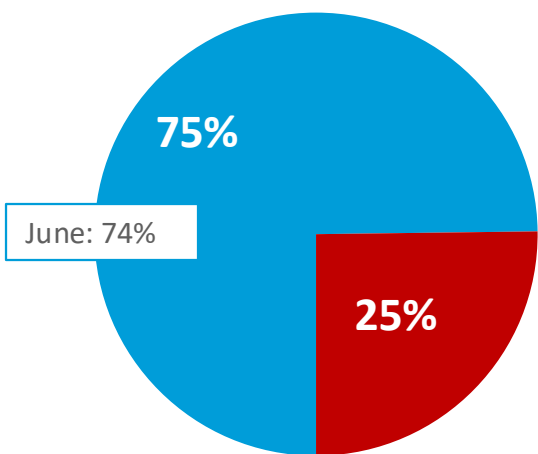
MAJORITIES CONTINUE TO SUPPORT TRUMP'S IMMIGRATION MEASURES, INCLUDING BORDER CLOSURES AND DEPORTATIONS

Do you support or oppose the administration's actions to close the southern border?



Column %	DEM	GOP	IND/OTH
Support	34%	89%	55%
Oppose	66%	11%	45%

Do you support or oppose the administration's efforts to deport criminals who are here illegally?

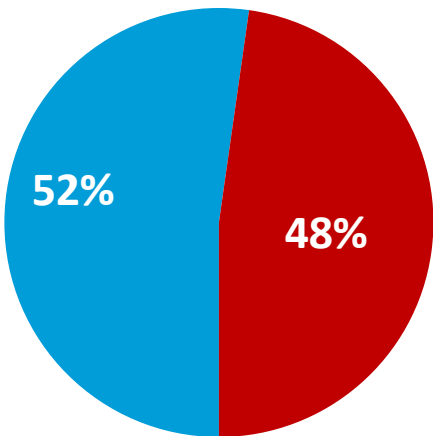


Column %	DEM	GOP	IND/OTH
Support	59%	93%	70%
Oppose	41%	7%	30%

IMM0501. Do you support or oppose the administration's actions to close the southern border?
IMM0502. Do you support or oppose the administration's efforts to deport criminals who are here illegally?

VOTERS ARE SPLIT OVER THE ADMINISTRATION'S IMMIGRATION ENFORCEMENTS, AND 3 IN 5 WANT MORE DUE PROCESS

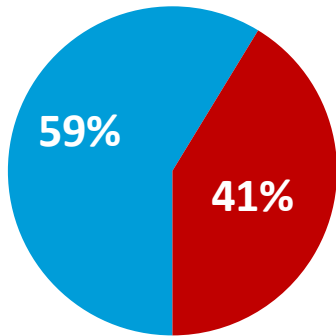
Do you think the administration is doing the right thing in its enforcement of immigration policy or do you think it is going too far in its enforcement actions?



■ Doing the right thing ■ Going too far in its enforcement

Column %	DEM	GOP	IND/OTH
Doing the right thing	23%	85%	46%
Going too far in its enforcement	77%	15%	54%

Which is closer to your view: we need more due process and guaranteed hearings to prevent unfair deportations or we need to act quickly to deport criminals from the country even if it leads to some mistakes?



■ Need more due process and guaranteed hearings
■ Need to act quickly to deport criminals from the country

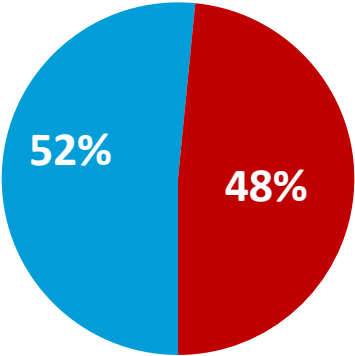
Column %	DEM	GOP	IND/OTH
Need more due process and guaranteed hearings	79%	36%	63%
Need to act quickly to deport criminals from the country	21%	64%	37%

IMM0711: Do you think the administration is doing the right thing in its enforcement of immigration policy or do you think it is going too far in its enforcement actions?

IMM0712: Which is closer to your view: we need more due process and guaranteed hearings to prevent unfair deportations or we need to act quickly to deport criminals from the country even if it leads to some mistakes?

VOTERS ARE SPLIT ON THE DEMOCRATS’ IMMIGRATION APPROACH,
AND MOST AGREE UNDOCUMENTED CONVICTED CRIMINALS
SHOULD BE DEPORTED

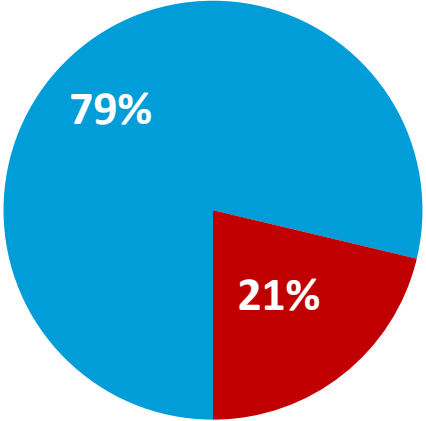
In defending deportations, Democrats are saying there are human rights abuses. Do you think that they are fighting for human rights or just trying to defeat the Trump Administration?



- Fighting for human rights
- Just trying to defeat the Trump administration

Column %	DEM	GOP	IND/OTH
Fighting for human rights	78%	29%	49%
Just trying to defeat the Trump Administration	22%	71%	51%

Do you think that convicted criminals who are here illegally should be deported after their sentence is over or allowed to stay in the country?

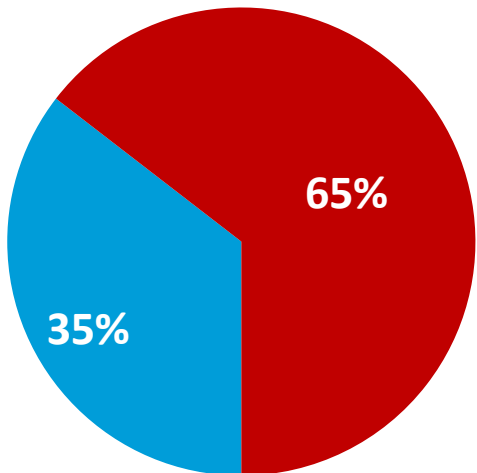


- Deported
- Stay in the country

Column %	DEM	GOP	IND/OTH
Deported	71%	89%	75%
Stay in the country	29%	11%	25%

MOST VOTERS OPPOSE LOCAL AUTHORITIES BLOCKING CRIMINAL DEPORTATIONS, AND THINK POLICE SHOULD COOPERATE WITH ICE

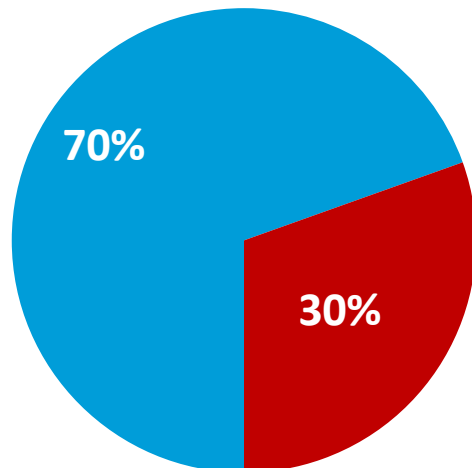
Do you favor or oppose allowing some cities and towns to block the deportation of convicted criminals?



■ Favor ■ Oppose

Column %	DEM	GOP	IND/OTH
Favor	48%	28%	31%
Oppose	52%	72%	69%

Should state and local police cooperate with Immigration and Customs police or not cooperate with them?

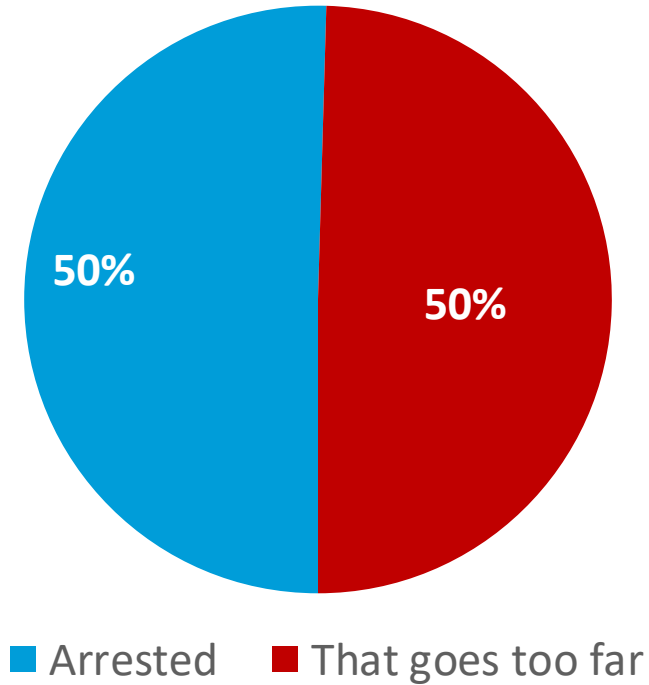


■ Cooperate ■ Not cooperate

Column %	DEM	GOP	IND/OTH
Cooperate	51%	91%	66%
Not cooperate	49%	9%	34%

VOTERS ARE SPLIT OVER WHETHER PUBLIC OFFICIALS SHOULD BE ARRESTED FOR BLOCKING DEPORTATIONS OR NOT

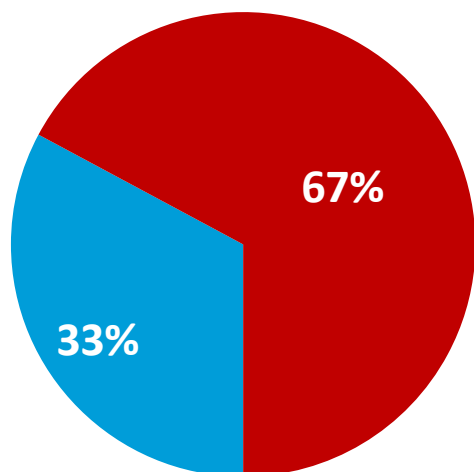
Should public officials who block the deportation of convicted criminals be arrested for interfering with law enforcement or is that going too far?



Column %	DEM	GOP	IND/OTH
Arrested	27%	79%	44%
That goes too far	73%	21%	56%

TWO-THIRDS OF VOTERS SAY THE BIDEN ADMINISTRATION KEPT THE BORDER OPEN, AND FEEL IT WAS A DELIBERATE POLICY

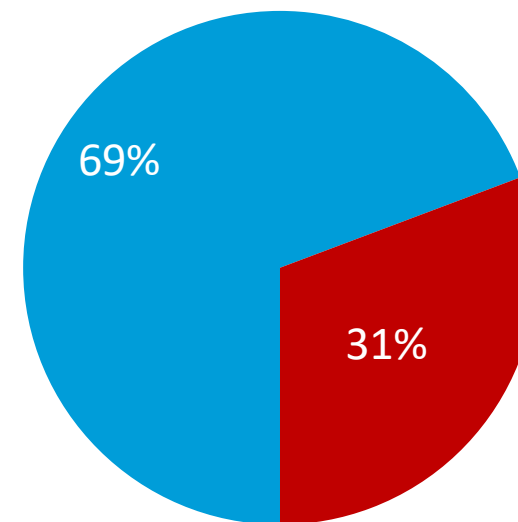
Under the Biden administration was the border secure or was it an open border?



■ Secure ■ Open

Column %	DEM	GOP	IND/OTH
Secure	51%	16%	32%
Open	49%	84%	68%

Do you think that was deliberate policy or not deliberate?

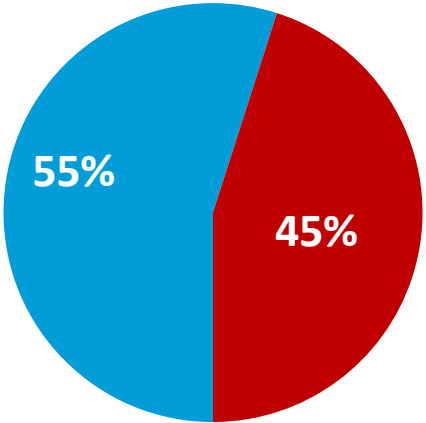


■ Deliberate ■ Not deliberate

Column %	DEM	GOP	IND/OTH
Deliberate	48%	88%	60%
Not deliberate	52%	12%	40%

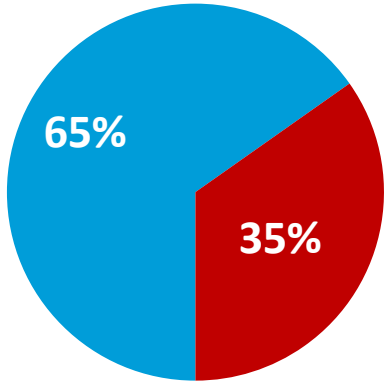
A SMALL MAJORITY SUPPORT DREAMERS BECOMING CITIZENS, AND 2 IN 3 AGREE THE CONSTITUTION UPHOLDS BIRTHRIGHT CITIZENSHIP

Do you support or oppose the children of those who are here illegally in the United States automatically becoming U.S. citizens?



■ Support ■ Oppose

Do you believe the constitution requires anyone born in the U.S. to be a U.S. citizen, something referred to as "birthright citizenship", or does it not require the children of those here illegally to be U.S. citizens?



■ Requires ■ Does not require

Column %	DEM	GOP	IND/OTH
Support	73%	35%	57%
Oppose	27%	65%	43%

Column %	DEM	GOP	IND/OTH
Requires	77%	54%	66%
Does not require	23%	46%	34%

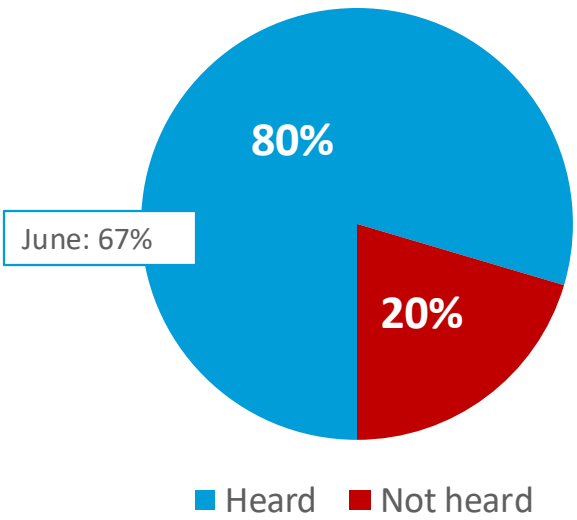
IMM0706: Do you support or oppose the children of those who are here illegally in the United States automatically becoming U.S. citizens?

IMM0707: Do you believe the constitution requires anyone born in the U.S. to be a U.S. citizen, something referred to as "birthright citizenship", or does it not require the children of those here illegally to be U.S. citizens?

BIG BEAUTIFUL BILL

4 IN 5 VOTERS HAVE NOW HEARD OF THE BIG BEAUTIFUL BILL, WITH AWARENESS RISING OVER THE LAST MONTH

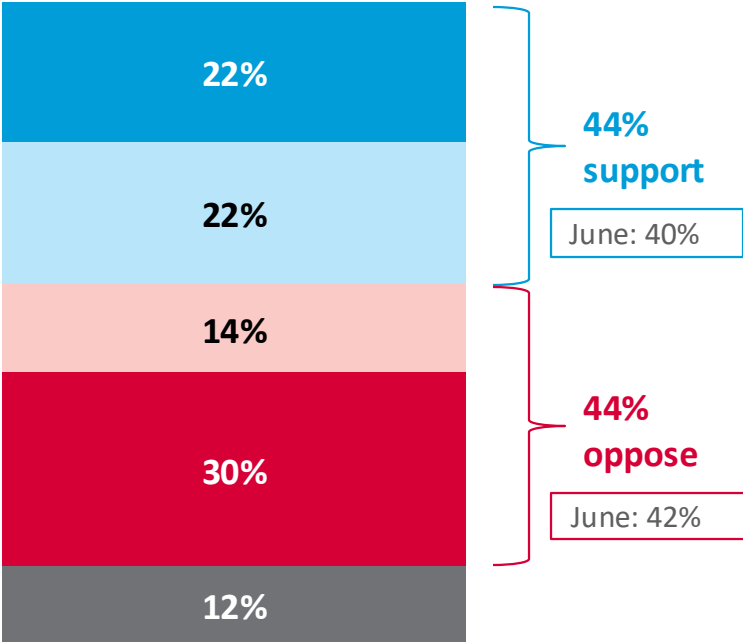
Before today, have you heard or not heard about the "Big Beautiful Bill," the latest tax and spending package proposed by President Trump?



Column %	DEM	GOP	IND/OTH
Heard	80%	85%	73%
Not heard	20%	15%	27%

VOTERS ARE EVENLY SPLIT ON THE BIG BEAUTIFUL BILL

The Big Beautiful Bill is a sweeping legislative package covering taxes, government spending, border security, green energy incentives, welfare packages, military investments and more.
Based on what you know about this bill, do you support or oppose it in its current form?



■ Strongly support ■ Somewhat support ■ Somewhat oppose
■ Strongly oppose ■ Not sure

Column %	Heard of bill	DEM	GOP	IND/OTH
Support (NET)	46%	20%	72%	38%
Oppose (NET)	48%	70%	19%	45%
Not sure	6%	10%	9%	17%

MOST OF THE INDIVIDUAL ELEMENTS OF THE BILL RECEIVE STRONG SUPPORT

How strongly do you support or oppose the following policy proposals? (1 of 2)

■ Support

■ Oppose

■ Not sure

Column %		Heard of bill	DEM	GOP	IND/OTH
Expand health savings accounts and increase support for farmers, ranchers, and disaster recovery	76% 13% 11%	81%	70%	87%	69%
Reduce federal spending by \$1.3 trillion	69% 18% 13%	74%	57%	86%	63%
Increasing the child tax credit to \$2,200 per family permanently	67% 18% 15%	72%	63%	72%	65%
No income taxes on tips and overtime pay for workers earning under \$150,000, capped at \$25,000 annually until 2028	66% 21% 13%	71%	54%	84%	60%
Boost military and naval spending and modernize air traffic control	66% 21% 13%	72%	55%	84%	59%
Invest in rural broadband	66% 15% 20%	73%	60%	77%	60%
Establishing tax-exempt savings accounts for parents, offering a one-time \$1,000 credit per child, with a \$5,000 annual contribution limit	61% 21% 18%	65%	51%	74%	56%
\$6,000 tax deduction for seniors, phasing out for individuals with incomes over \$75,000 (and \$150,000 for couples) for the next three years (until 2028)	59% 20% 20%	65%	46%	74%	56%
Allowing deductions up to \$10,000 per year for interest on auto loans for U.S.-assembled vehicles purchased between 2025 and 2028	59% 21% 20%	63%	46%	77%	51%
Impose work requirements on Medicaid and SNAP recipients	53% 36% 11%	55%	30%	75%	51%

THE EXCEPTIONS BEING TAXES ON REMITTANCES ABROAD AND REMOVING TAX AND REGISTRATION REQUIREMENTS FOR FIREARM SILENCERS

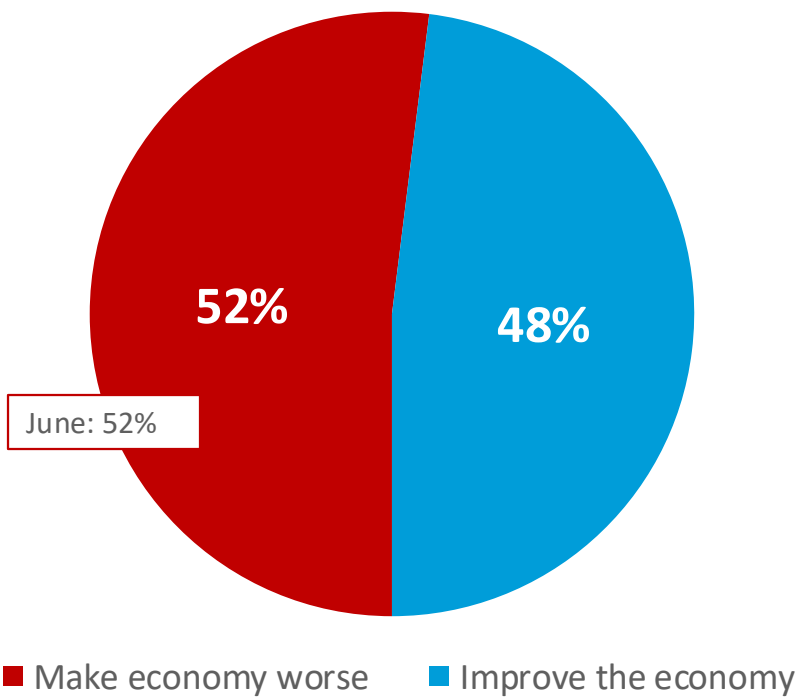
How strongly do you support or oppose the following policy proposals? (2 of 2)

■ Support ■ Oppose ■ Not sure

Column %		Heard of bill	DEM	GOP	IND/OTH
Deport at least one million undocumented immigrants annually	53% 36% 12%	54%	28%	78%	48%
Impose work requirements for Medicaid for adults with dependent children over 14	51% 37% 12%	54%	35%	74%	42%
Making the previous Trump tax cuts permanent	50% 34% 16%	53%	26%	79%	42%
Phase out electrical vehicle tax credits and remove federal EV mandates	49% 35% 16%	52%	29%	71%	47%
Streamlines permitting processes for fossil fuel projects to boost production	49% 32% 19%	52%	25%	79%	43%
Reduces provider tax caps for Medicaid from 6% to 3.5% by 2031	49% 27% 25%	51%	36%	70%	40%
Funding tens of thousands new ICE and Border Patrol agents	48% 42% 11%	51%	26%	78%	42%
Increases taxes on endowments of private universities	47% 33% 19%	50%	29%	67%	45%
State and Local Tax (SALT) Deduction Cap: Raises the cap to \$40,000 for taxpayers earning under \$500,000, reverting to \$10,000 after five years	47% 26% 27%	50%	35%	65%	39%
Imposes a 5% tax on remittances sent abroad	43% 29% 28%	45%	24%	63%	40%
Remove tax and registration requirements for firearm silencers	31% 52% 17%	31%	20%	46%	26%

VOTERS ARE SPLIT ON WHETHER THE BIG BEAUTIFUL BILL WILL MAKE THE ECONOMY WORSE

Do you think the Big Beautiful Bill will make the economy worse or do you think Trump will be right in the end and it will improve the economy?

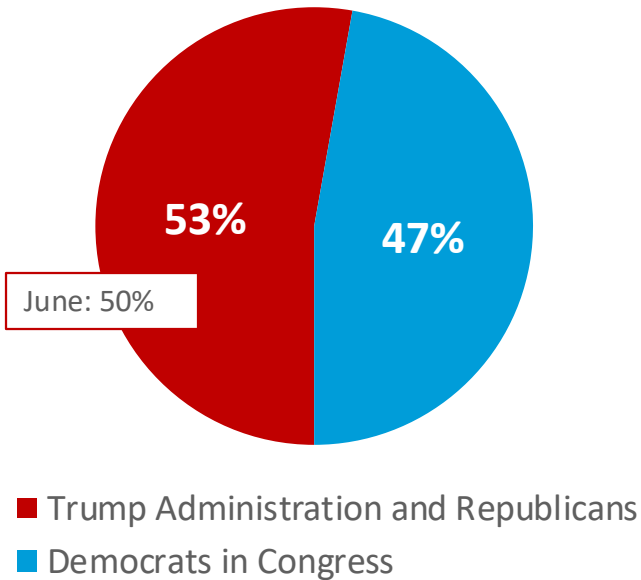


Column %	Heard of bill	DEM	GOP	IND/OTH
Make economy worse	53%	81%	21%	56%
Improve the economy	47%	19%	79%	44%

ECONOMY & TARRIFS

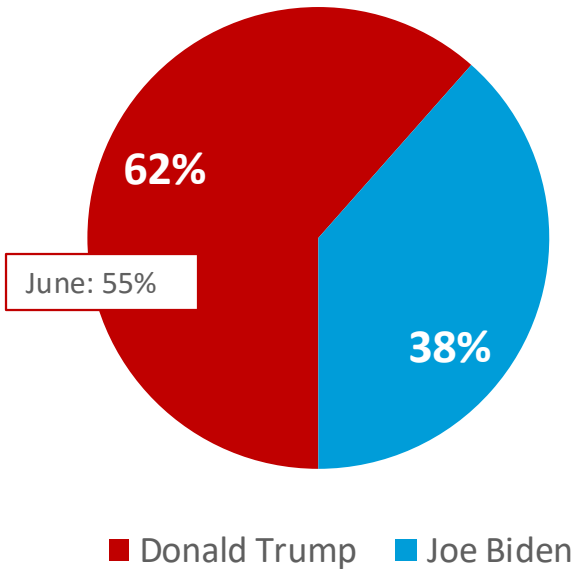
VOTERS TRUST TRUMP SLIGHTLY MORE THAN THE DEMS TO
MANAGE THE ECONOMY, AND MOST SAY TRUMP RATHER THAN
BIDEN IS RESPONSIBLE FOR THE STATE OF THE ECONOMY TODAY

Who do you trust more to manage the economy - the Trump
administration and Republicans or Democrats in Congress?



Column %	DEM	GOP	IND/OTH
Trump Administration and Republicans	15%	91%	50%
Democrats in Congress	85%	9%	50%

Who is mostly responsible for the state of the economy
today - Donald Trump or Joe Biden?

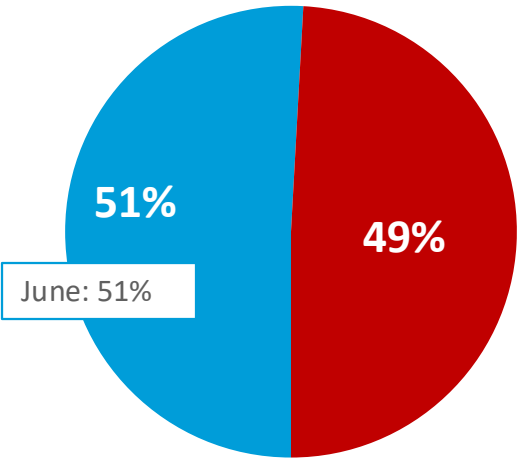


Column %	DEM	GOP	IND/OTH
Donald Trump	68%	59%	58%
Joe Biden	32%	41%	42%

TE1. Who do you trust more to manage the economy – the Trump administration and Republicans or Democrats in Congress?
TE2. Who is mostly responsible for the state of the economy today – Donald Trump or Joe Biden?

VOTERS REMAIN DIVIDED OVER THE IMPACT OF TRUMP'S POLICIES ON THE ECONOMY AND JOBS

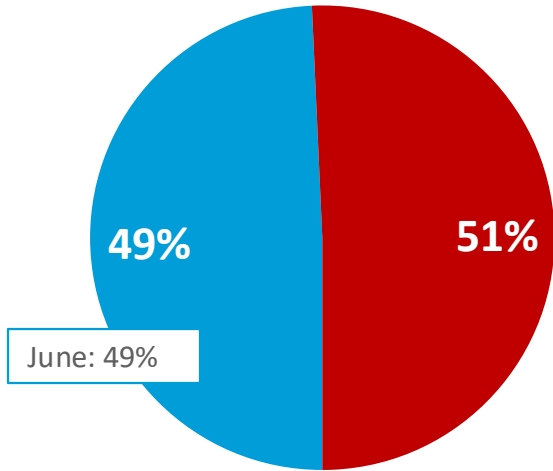
Do you think Donald Trump's policies are making the U.S. economy stronger or weaker?



■ Stronger ■ Weaker

Column %	DEM	GOP	IND/OTH
Stronger	19%	88%	43%
Weaker	81%	12%	57%

Are Donald Trump's policies leading to more or less jobs in the country?



■ More ■ Less

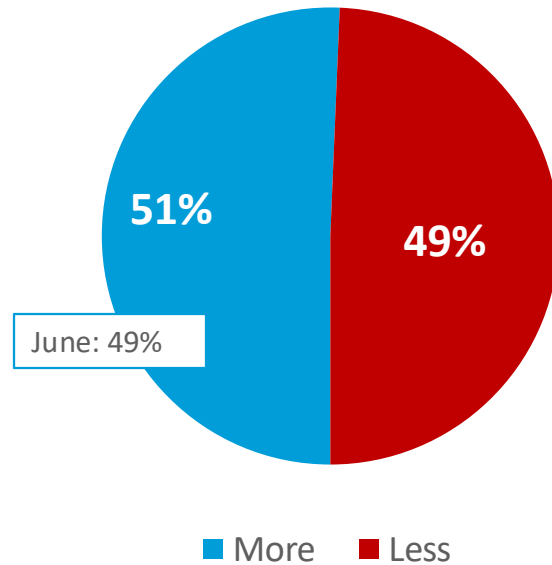
Column %	DEM	GOP	IND/OTH
More	19%	86%	40%
Less	81%	14%	60%

TE3. Do you think Donald Trump's policies are making the U.S. economy stronger or weaker?

TE4. Are Donald Trump's policies leading to more or less jobs in the country?

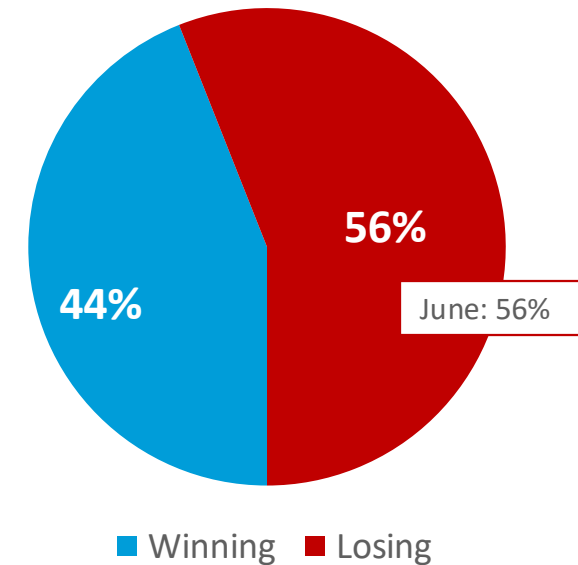
VOTERS ARE ALSO SPLIT ON THEIR IMPACT ON INVESTMENTS, AND A SMALL MAJORITY SAY TRUMP IS LOSING THE BATTLE AGAINST INFLATION

Are Donald Trump's policies leading to more or less investment in the country?



Column %	DEM	GOP	IND/OTH
More	20%	86%	43%
Less	80%	14%	57%

Is Donald Trump winning or losing the battle against inflation?



Column %	DEM	GOP	IND/OTH
Winning	14%	80%	35%
Losing	86%	20%	65%

TE5. Are Donald Trump's policies leading to more or less investment in the country?

TE9. Is Donald Trump winning or losing the battle against inflation?

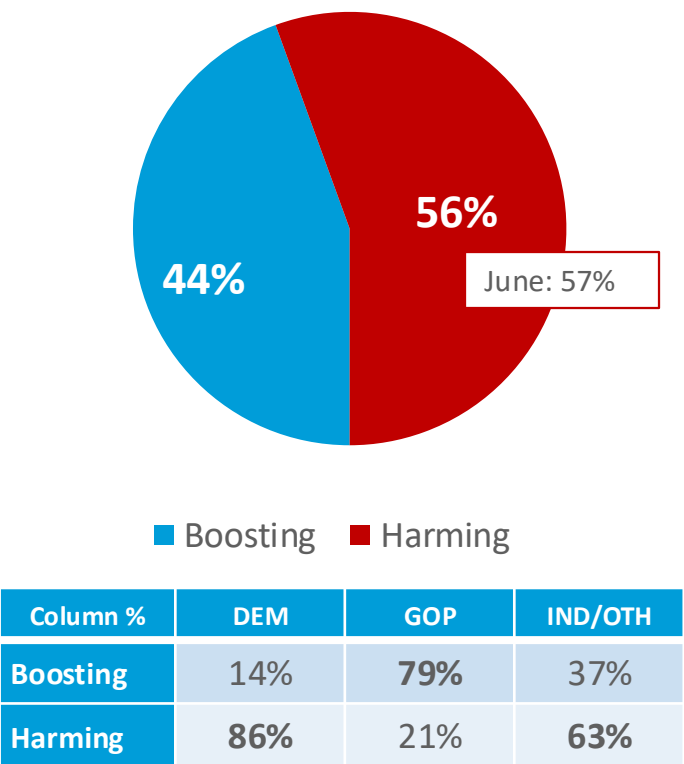
A SMALL MAJORITY OF VOTERS SAY TRUMP’S TARIFFS ARE HARMING THE ECONOMY, AND THEY ARE SPLIT ON WHETHER THESE POLICIES WILL LEAD TO GROWTH

HARVARD CAPS

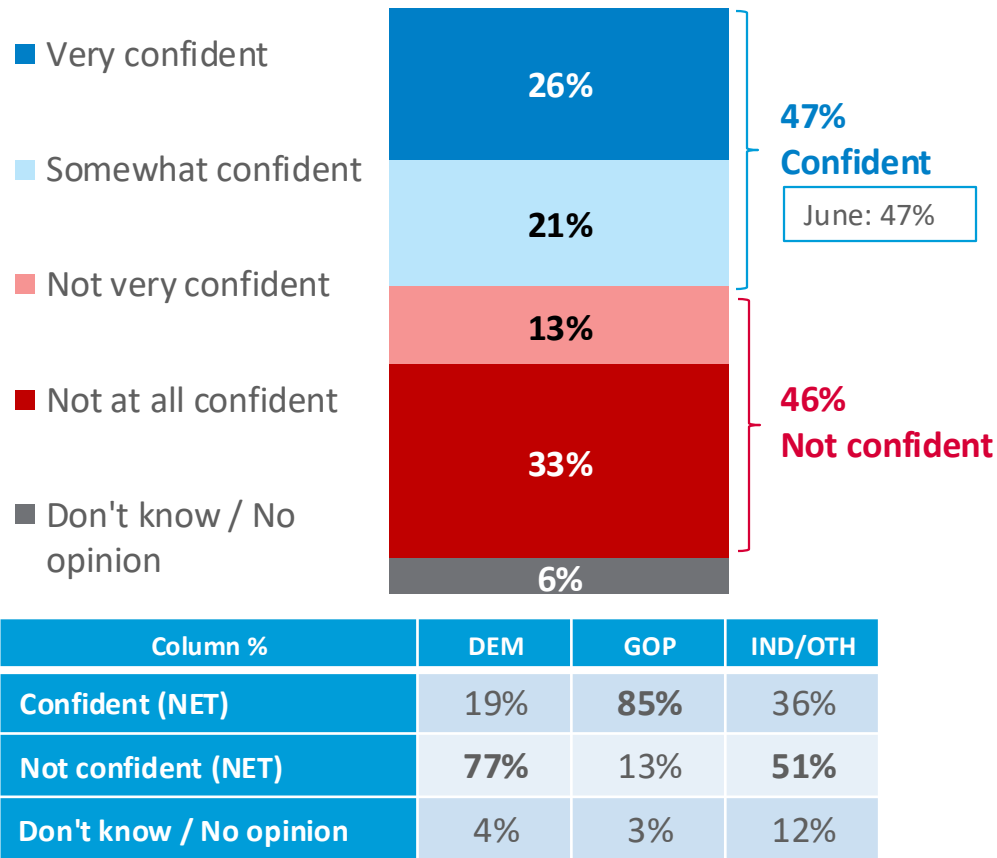
HARRIS

POLL

Are Donald Trump's tariff policies boosting or harming the economy?



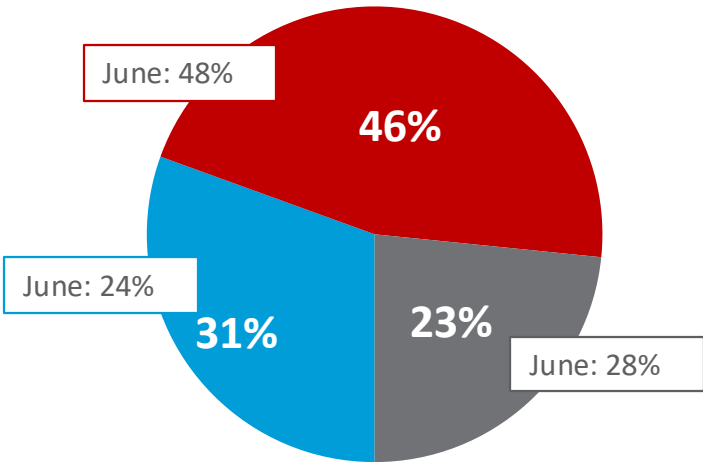
How confident are you that Donald Trump’s economic policies will lead to stronger economic growth?



TE10. Are Donald Trump’s tariff policies boosting or harming the economy?
TE6. How confident are you that Donald Trump’s economic policies will lead to stronger economic growth?

ECONOMIC NEWS THEY ARE VOTERS ARE EXPOSED TO IS LARGELY NEGATIVE, BUT POSITIVE COVERAGE TICKED UP THIS MONTH. MOST VOTERS SAY THE U.S. NOT IN A RECESSION.

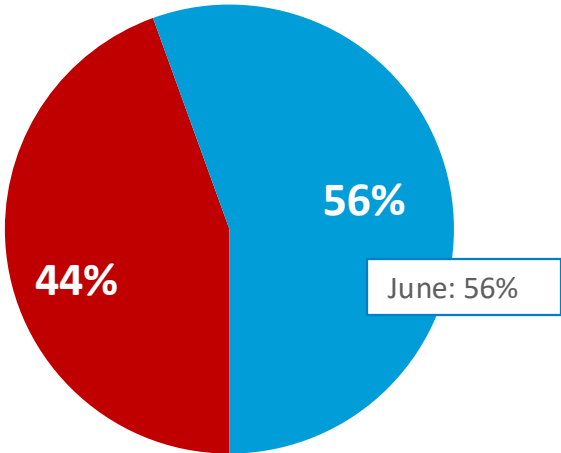
Have you heard mostly positive or negative news stories about the economy over the last few weeks?



■ Mostly positive ■ Mostly negative ■ Not heard much news about the economy

Column %	DEM	GOP	IND/OTH
Mostly positive	13%	56%	20%
Mostly negative	68%	22%	50%
Not heard much news about the economy	19%	22%	30%

Do you think we are currently in a recession or not?



■ In a recession ■ Not in a recession

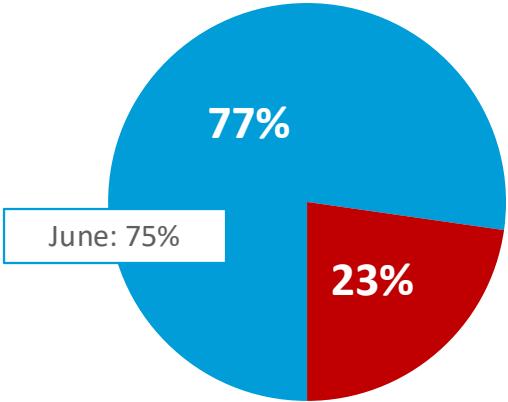
Column %	DEM	GOP	IND/OTH
In a recession	59%	32%	43%
Not in a recession	41%	68%	57%

TE7. Have you heard mostly positive or negative news stories about the economy over the last few weeks?
TE8. Do you think we are currently in a recession or not?

ISRAEL & THE MIDDLE EAST

MOST VOTERS CONTINUE TO SUPPORT ISRAEL AND SAY HAMAS MUST RELEASE ALL THE HOSTAGES OR FACE CONSEQUENCES

In the Israel-Hamas conflict, do you support more Israel or more Hamas?

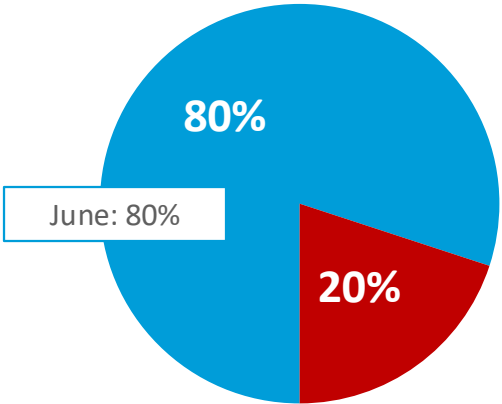


■ Israel ■ Hamas

Column %	DEM	GOP	IND/OTH
Israel	71%	86%	75%
Hamas	29%	14%	25%

Column %	18-24	25-34	35-44	45-54	55-64	65+
Israel	60%	64%	70%	78%	86%	92%
Hamas	40%	36%	30%	22%	14%	8%

Do you support or oppose the position that Hamas must release all remaining hostages without any conditions or face serious consequences?



■ Support ■ Oppose

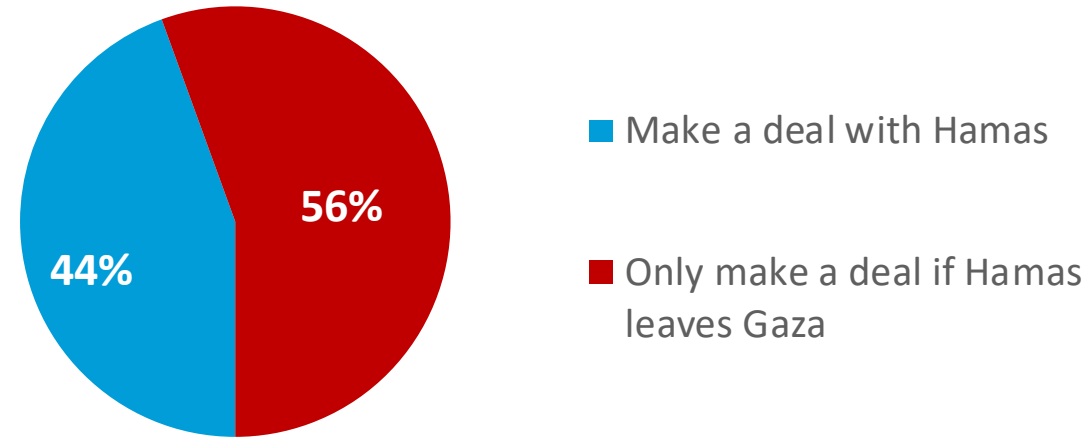
Column %	DEM	GOP	IND/OTH
Support	74%	90%	76%
Oppose	26%	10%	24%

Column %	18-24	25-34	35-44	45-54	55-64	65+
Support	61%	71%	78%	79%	86%	91%
Oppose	39%	29%	22%	21%	14%	9%

ISR_LEGACY. In the Israel-Hamas conflict, do you support more Israel or more Hamas?
ISR1. Do you support or oppose the position that Hamas must release all remaining hostages without any conditions or face serious consequences?

A MAJORITY WANTS HAMAS TO EXIT GAZA AS A CONDITION FOR A DEAL

Do you think that Israel should make a deal with Hamas to get the rest of the hostages back leaving Hamas in place or make such a deal only if Hamas leaves Gaza?



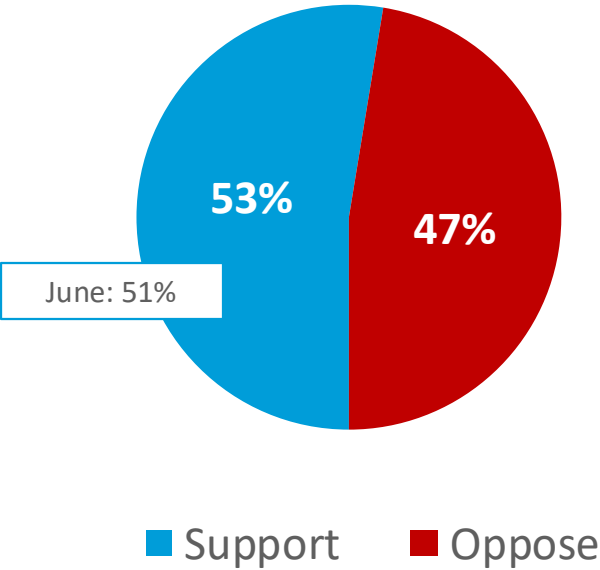
Column %	DEM	GOP	IND/OTH
Make a deal with Hamas	52%	38%	44%
Only make a deal if Hamas leaves Gaza	48%	62%	56%

Column %	18-24	25-34	35-44	45-54	55-64	65+
Make a deal with Hamas	56%	55%	41%	46%	38%	38%
Only make a deal if Hamas leaves Gaza	44%	45%	59%	54%	62%	62%

ISR0701: In the Israel-Iran conflict do you support more Israel or more Iran?
ISR0702: Do you think that Israel should make a deal with Hamas to get the rest of the hostages back leaving Hamas in place or make such a deal only if Hamas leaves Gaza?

A SLIGHT MAJORITY SUPPORT TRUMP’S HANDLING OF THE ISRAEL-HAMAS CONFLICT

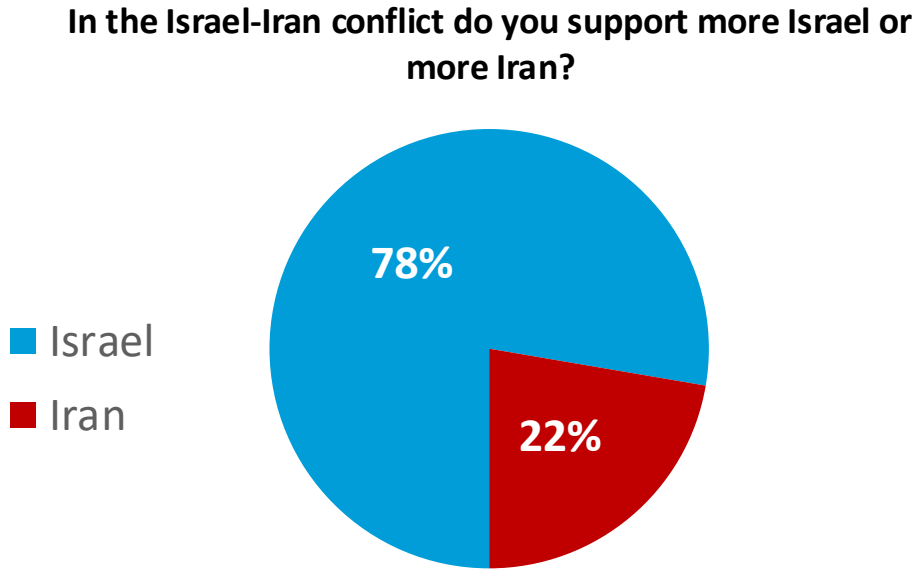
Do you support or oppose Donald Trump’s handling of the Israeli-Hamas conflict so far?



Column %	DEM	GOP	IND/OTH
Support	24%	85%	47%
Oppose	76%	15%	53%

Column %	18-24	25-34	35-44	45-54	55-64	65+
Support	35%	47%	59%	56%	50%	57%
Oppose	65%	53%	41%	44%	50%	43%

THERE IS BROAD SUPPORT FOR ISRAEL OVER IRAN IN THE RECENT CONFLICT



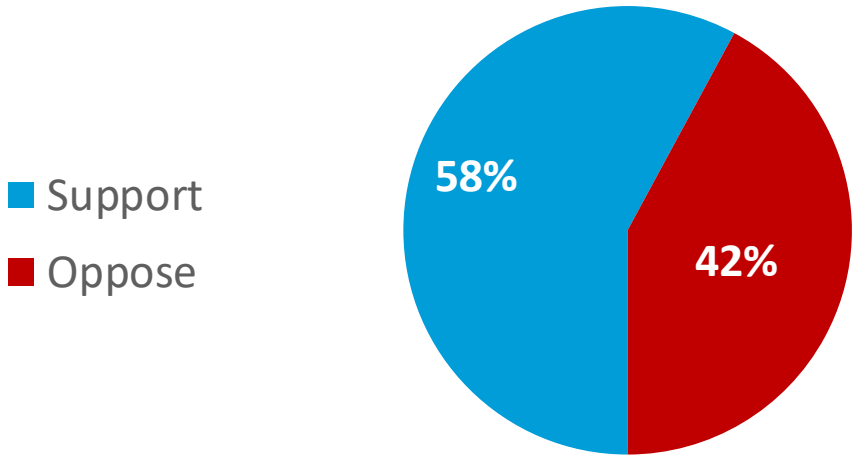
Column %	DEM	GOP	IND/OTH
Israel	71%	87%	75%
Iran	29%	13%	25%

Column %	18-24	25-34	35-44	45-54	55-64	65+
Israel	59%	63%	74%	76%	86%	93%
Iran	41%	37%	26%	24%	14%	7%

ISR0701: In the Israel-Iran conflict do you support more Israel or more Iran?
ISR0702: Do you think that Israel should make a deal with Hamas to get the rest of the hostages back leaving Hamas in place or make such a deal only if Hamas leaves Gaza?

MOST VOTERS BACK THE U.S. STRIKE ON IRAN’S NUCLEAR SITES, AND A SMALL MAJORITY SEES IT AS A MAJOR ACCOMPLISHMENT

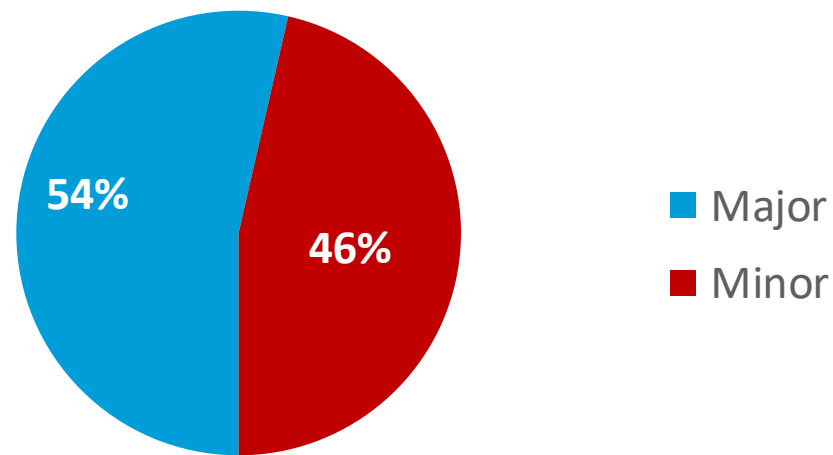
Do you support or oppose the Trump administration’s strike at Iran’s nuclear reactors and laboratories last month?



Column %	DEM	GOP	IND/OTH
Support	33%	87%	52%
Oppose	67%	13%	48%

Column %	18-24	25-34	35-44	45-54	55-64	65+
Support	48%	52%	61%	60%	55%	64%
Oppose	52%	48%	39%	40%	45%	36%

Was this a major or minor accomplishment of the U.S. military?



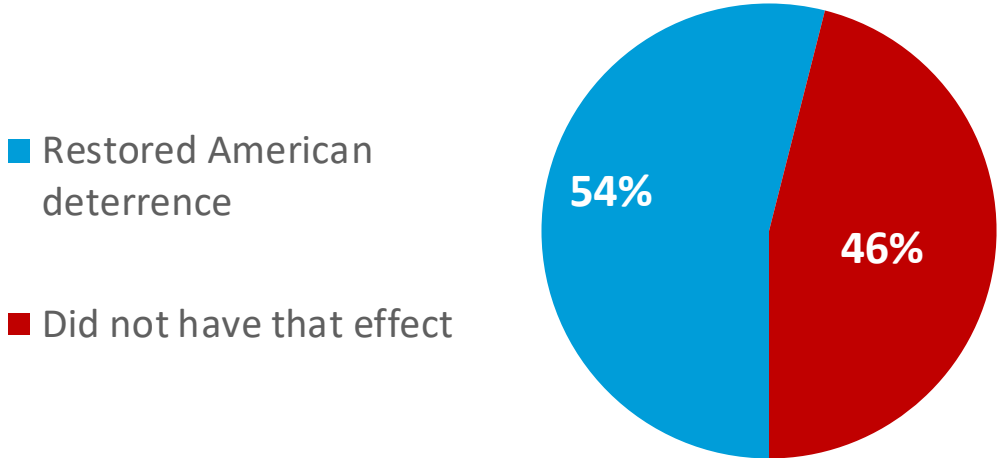
Column %	DEM	GOP	IND/OTH
Major	32%	79%	48%
Minor	68%	21%	52%

Column %	18-24	25-34	35-44	45-54	55-64	65+
Major	41%	50%	57%	56%	51%	58%
Minor	59%	50%	43%	44%	49%	42%

QIRAN0701: Do you support or oppose the Trump administration’s strike at Iran’s nuclear reactors and laboratories last month?
QIRAN0711: Was this a major or minor accomplishment of the U.S. military?

JUST OVER HALF OF VOTERS SAY THE STRIKE RESTORED AMERICAN DETERRENCE, BUT THEY ARE SPLIT OVER THE EXTENT OF THE DAMAGE

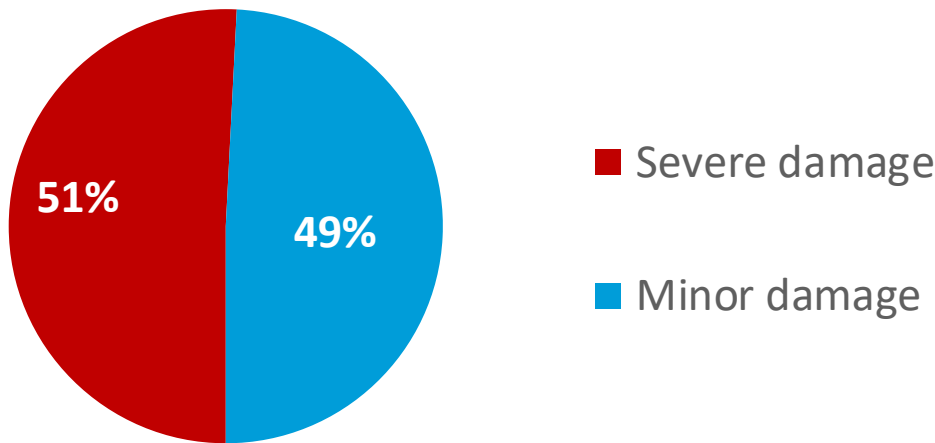
Do you think the strike served to restore American deterrence in the region and elsewhere or did not have that effect?



Column %	DEM	GOP	IND/OTH
Restored American deterrence	32%	82%	46%
Did not have that effect	68%	18%	54%

Column %	18-24	25-34	35-44	45-54	55-64	65+
Restored American deterrence	48%	55%	62%	54%	48%	54%
Did not have that effect	52%	45%	38%	46%	52%	46%

Do you think the strike did severe damage or minor damage to the Iran nuclear program?



Column %	DEM	GOP	IND/OTH
Severe damage	36%	70%	46%
Minor damage	64%	30%	54%

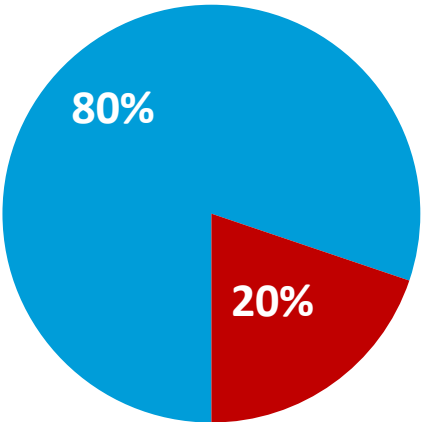
Column %	18-24	25-34	35-44	45-54	55-64	65+
Severe damage	45%	53%	54%	52%	47%	50%
Minor damage	55%	47%	46%	48%	53%	50%

QIRAN0712: Do you think the strike served to restore American deterrence in the region and elsewhere or did not have that effect?
QIRAN0713: Do you think the strike did severe damage or minor damage to the Iran nuclear program?

THERE IS STRONG CONSENSUS FOR BLOCKING IRAN'S NUKES, AND 3 IN 5 FAVOR A DEAL THAT PERMANENTLY DOES SO

Should the U.S. continue to take all actions necessary to prevent Iran from obtaining a nuclear weapon or not block Iran from such capability?

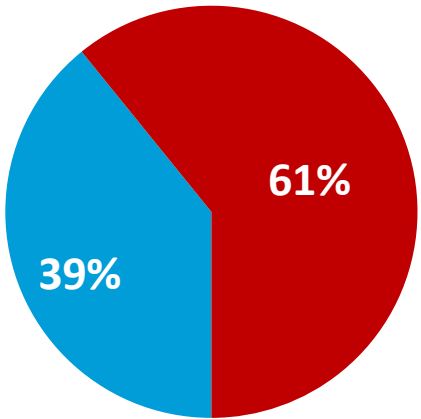
- Take all action necessary to prevent nuclear capability in Iran
- Do not block Iran from such capability



Column %	DEM	GOP	IND/OTH
Take all action necessary to prevent nuclear capability in Iran	71%	93%	75%
Do not block Iran from such capability	29%	7%	25%

Column %	18-24	25-34	35-44	45-54	55-64	65+
Take all action necessary to prevent nuclear capability in Iran	71%	71%	78%	82%	85%	87%
Do not block Iran from such capability	29%	29%	22%	18%	15%	13%

Would you favor a negotiated deal with Iran that delayed nuclear weapons development a number of years or only one that permanently blocked it?



- Delays by a number of years
- Permanently blocks it

Column %	DEM	GOP	IND/OTH
Delays by a number of years	42%	36%	40%
Permanently blocks it	58%	64%	60%

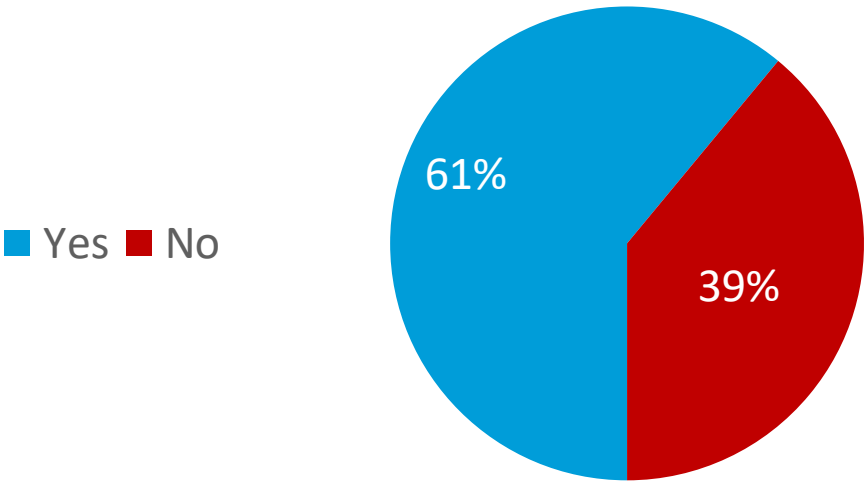
Column %	18-24	25-34	35-44	45-54	55-64	65+
Delays by a number of years	44%	52%	44%	38%	34%	28%
Permanently blocks it	56%	48%	56%	62%	66%	72%

QIRAN0714: Should the U.S. continue to take all actions necessary to prevent Iran from obtaining a nuclear weapon or not block Iran from such capability?
QIRAN0715: Would you favor a negotiated deal with Iran that delayed nuclear weapons development a number of years or only one that permanently blocked it?

MOST VOTERS BACK DEFENDING ISRAEL AGAINST IRAN, AND SUPPORT IS EVEN STRONGER FOR STOPPING IRAN’S NUCLEAR PROGRAM

HARVARD CAPS
HARRIS POLL

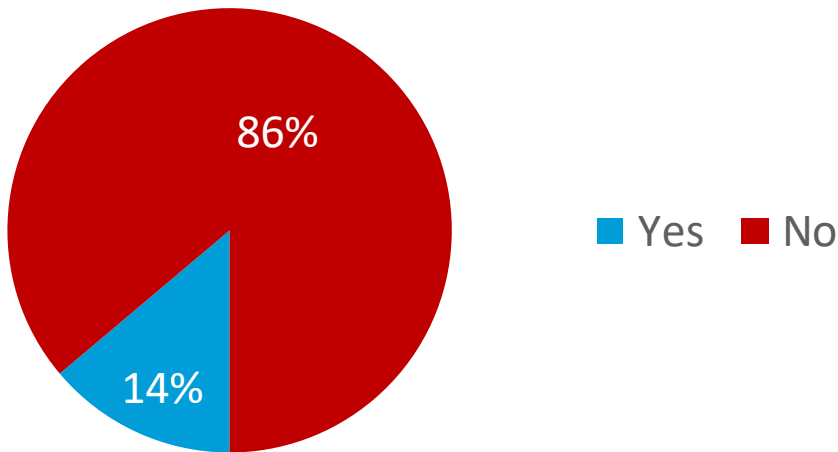
Should the United States defend Israel if Iran strikes it again in retaliation for last month's military action or not?



Column %	DEM	GOP	IND/OTH
Yes	51%	76%	55%
No	49%	24%	45%

Column %	18-24	25-34	35-44	45-54	55-64	65+
Yes	37%	51%	63%	64%	63%	72%
No	63%	49%	37%	36%	37%	28%

Should Iran be allowed to obtain a nuclear weapon or not?



Column %	DEM	GOP	IND/OTH
Yes	14%	13%	14%
No	86%	87%	86%

Column %	18-24	25-34	35-44	45-54	55-64	65+
Yes	17%	23%	18%	14%	9%	5%
No	83%	77%	82%	86%	91%	95%

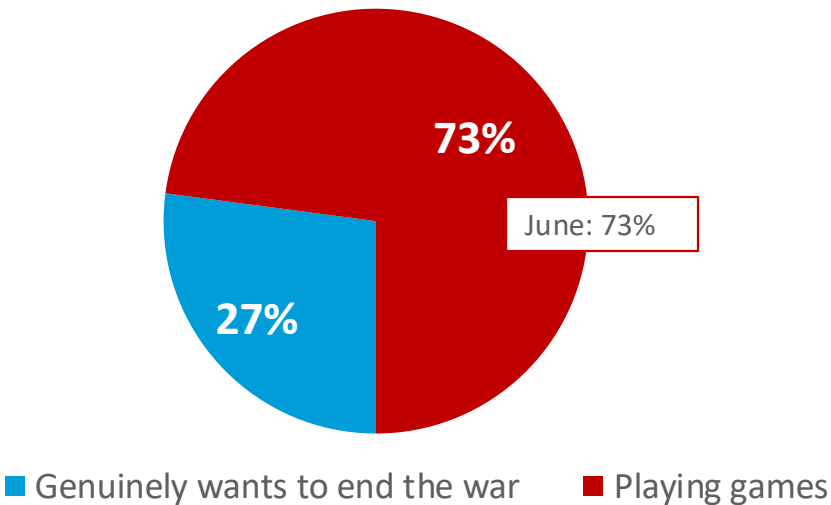
QIRAN0704: Should the United States defend Israel if Iran strikes it again in retaliation for last month's military action or not?
QIRAN0705: Should Iran be allowed to obtain a nuclear weapon or not?

UKRAINE-RUSSIA

AROUND 3 IN 4 VOTERS SAY PUTIN IS PLAYING GAMES WITH THE WEST,
WHILE 3 IN 5 SAY ZELENSKYY GENUINELY WANTS TO END THE WAR

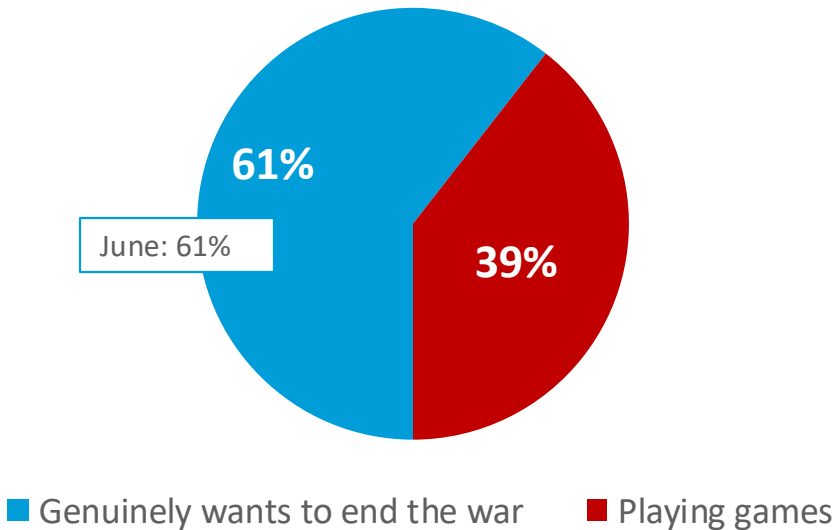
HARVARD CAPS
HARRIS POLL

Do you think Russia's Vladimir Putin genuinely wants to end the war in Ukraine or is he playing games and stalling with the United States and the West?



Column %	DEM	GOP	IND/OTH
Genuinely wants to end the war	24%	34%	23%
Playing games	76%	66%	77%

Do you think Ukraine’s Volodymyr Zelenskyy genuinely wants to end the war or is he playing games and stalling with the United States and the West?



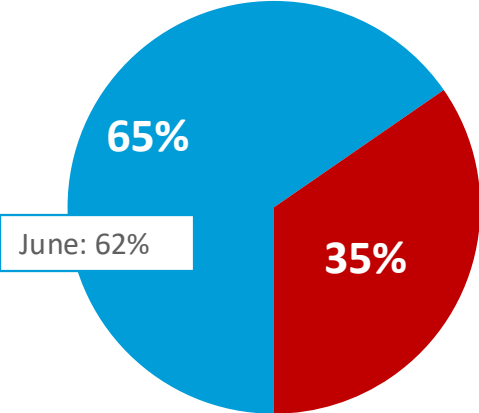
Column %	DEM	GOP	IND/OTH
Genuinely wants to end the war	69%	53%	60%
Playing games	31%	47%	40%

UKR0501: Do you think Russia’s Vladimir Putin genuinely wants to end the war in Ukraine or is he playing games and stalling with the United States and the West?
UKR0502: Do you think Ukraine’s Volodymyr Zelenskyy genuinely wants to end the war or is he playing games and stalling with the United States and the West?

TWO-THIRDS OF VOTERS WANT TRUMP TO ARM UKRAINE, SANCTION RUSSIA, AND BACK SECURITY GUARANTEES FOR UKRAINE

HARVARD CAPS
HARRIS POLL

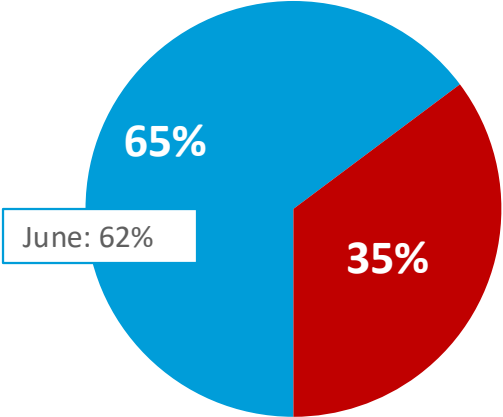
Should the Trump administration continue to provide weaponry to Ukraine and impose further economic sanctions on Russia if it refuses to negotiate and prolongs the bloodshed, or should it not do so for fear of antagonizing Russia?



- Continue to provide weaponry and impose sanctions
- Not continue for fear of antagonizing

Column %	DEM	GOP	IND/OTH
Continue to provide weaponry and impose sanctions	70%	66%	60%
Not continue for fear of antagonizing	30%	34%	40%

Should Ukraine receive direct security guarantees from the United States if it makes concessions to end the war with Russia?



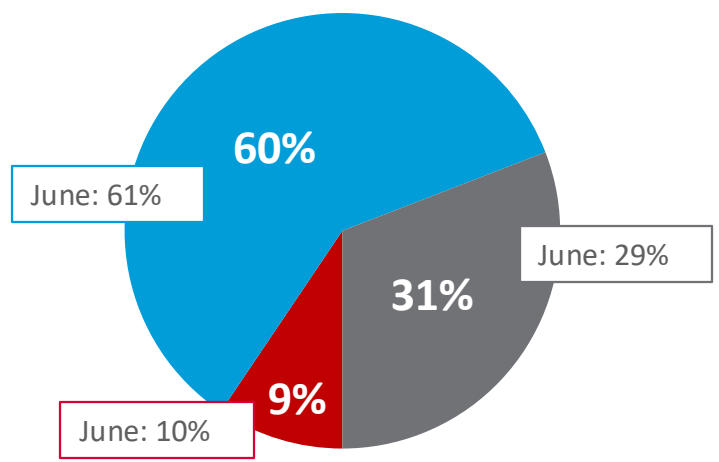
- Yes
- No

Column %	DEM	GOP	IND/OTH
Yes	70%	66%	58%
No	30%	34%	42%

UKR0503. Should the Trump administration continue to provide weaponry to Ukraine and impose further economic sanctions on Russia if it refuses to negotiate and prolongs the bloodshed, or should it not do so for fear of antagonizing Russia?
UKR0504. Should Ukraine receive direct security guarantees from the United States if it makes concessions to end the war with Russia?

VOTERS CONTINUE TO SAY TRUMP HAS NOT BEEN TOUGH ENOUGH WITH PUTIN BUT ARE MORE DIVIDED OVER TRUMP'S DEALINGS WITH ZELENSKY

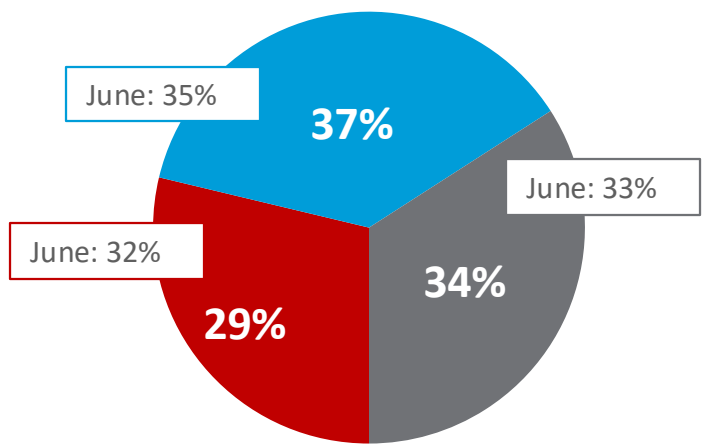
Do you think Donald Trump has been too tough, not tough enough, or about right when dealing with Vladimir Putin and the Russians?



■ Too tough
 ■ Not tough enough
 ■ About right

Column %	DEM	GOP	IND/OTH
Too tough	12%	8%	9%
Not tough enough	73%	48%	58%
About right	15%	44%	33%

Do you think Donald Trump has been too tough, not tough enough, or about right when dealing with Volodymyr Zelenskyy and the Ukrainians?



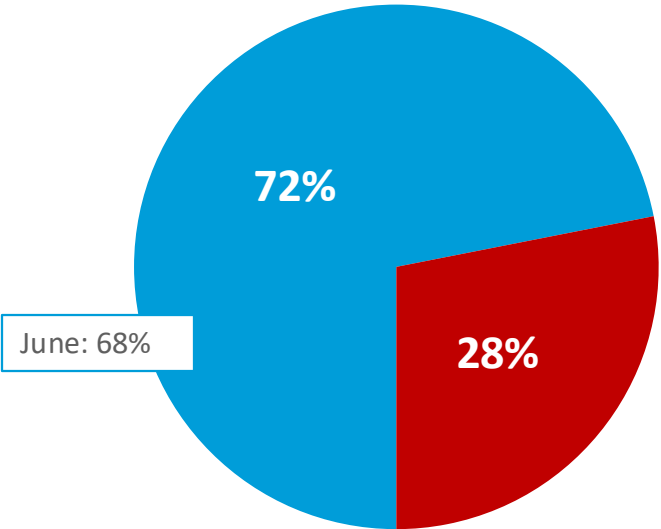
■ Too tough
 ■ Not tough enough
 ■ About right

Column %	DEM	GOP	IND/OTH
Too tough	46%	13%	28%
Not tough enough	32%	41%	38%
About right	22%	46%	34%

UKR0505. Do you think Donald Trump has been too tough, not tough enough, or about right when dealing with Vladimir Putin and the Russians?
 UKR0506. Do you think Donald Trump has been too tough, not tough enough, or about right when dealing with Volodymyr Zelenskyy and the Ukrainians?

ALMOST 3 IN 4 VOTERS SAY AMERICA’S RELATIONSHIP WITH UKRAINE IS MORE IMPORTANT THAN RUSSIA, UP FROM JUNE

Which relationship is more valuable to the United States?

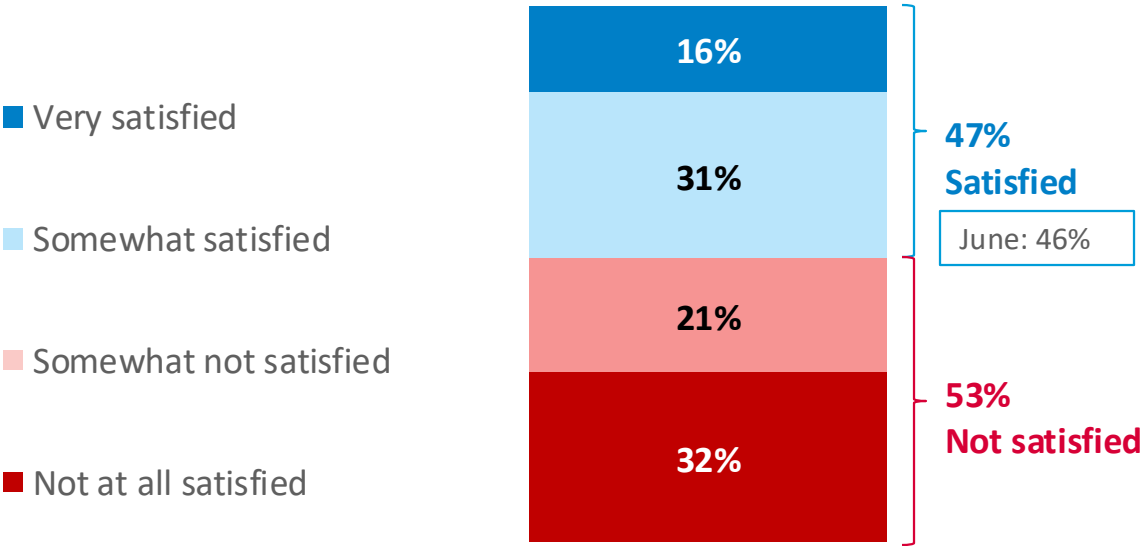


- The relationship with Ukraine which has offered 50/50 profit share to trillions of dollars in minerals to the United States and is keeping Russian aggression in Europe at bay through its military ingenuity
- The relationship with Russia which is a nuclear power and a possible counterweight to China

Column %	DEM	GOP	IND/OTH
The relationship with Ukraine which has offered 50/50 profit share to trillions of dollars in minerals to the United States and is keeping Russian aggression in Europe at bay through its military ingenuity	76%	70%	69%
The relationship with Russia which is a nuclear power and a possible counterweight to China	24%	30%	31%

A SLIGHT MAJORITY SAY THEY ARE NOT SATISFIED WITH TRUMP'S HANDLING OF UKRAINE-RUSSIA TALKS

Are you satisfied or not satisfied with how Donald Trump is managing negotiating an end to the war between Ukraine and Russia?



Column %	DEM	GOP	IND/OTH
Satisfied (NET)	24%	75%	40%
Not satisfied (NET)	76%	25%	60%