

HARVARD CAPS HARRIS POLL



Field Dates: April 9-10, 2025



SURVEY METHOD

This survey was conducted online within the United States on **April 9-10, 2025**, among **2,286 registered voters** by **The Harris Poll and HarrisX**.

Respondents for this poll are recruited through opt-in, web-panel recruitment sampling. Recruitment occurs through a broad variety of professional, validated respondent panels to expand the sampling frame as wide as possible and minimize the impact of any given panel on recruiting methods.

Results are weighted for age within gender, region, race/ethnicity, marital status, household size, income, employment, education, political party, and political ideology where necessary to align them with their actual proportions in the population. Propensity score weighting was also used to adjust for respondents' propensity to be online. The margin of error for the total sample is +/- 1.9 pts on a 95% confidence level.

The poll was supervised by pollsters:

Mark Penn (Chairman, The Harris Poll)

Dritan Nesho (CEO, HarrisX)

Stephen Ansolabehere (Professor and CAPS Director Emeritus, Harvard University)

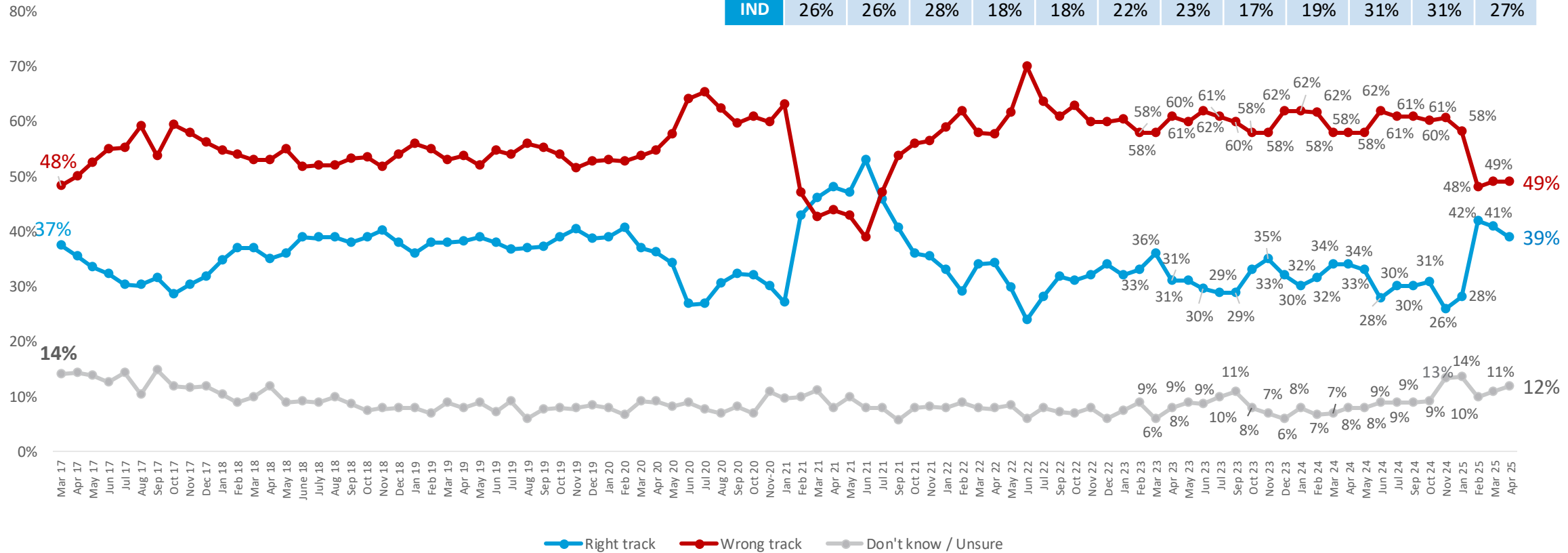
Approval and Mood of Country

IN A SLIGHT DIP FROM LAST MONTH, 39% OF VOTERS SAY THE COUNTRY IS ON THE RIGHT TRACK

% Who Say "Right Track"

Country: Right Track / Wrong Track

	03/24	04/24	05/24	06/24	07/24	09/24	10/24	11/24	01/25	02/25	03/25	04/25
GOP	12%	14%	14%	12%	11%	10%	15%	32%	34%	71%	72%	69%
DEM	62%	60%	53%	53%	56%	55%	52%	29%	30%	21%	17%	20%
IND	26%	26%	28%	18%	18%	22%	23%	17%	19%	31%	31%	27%

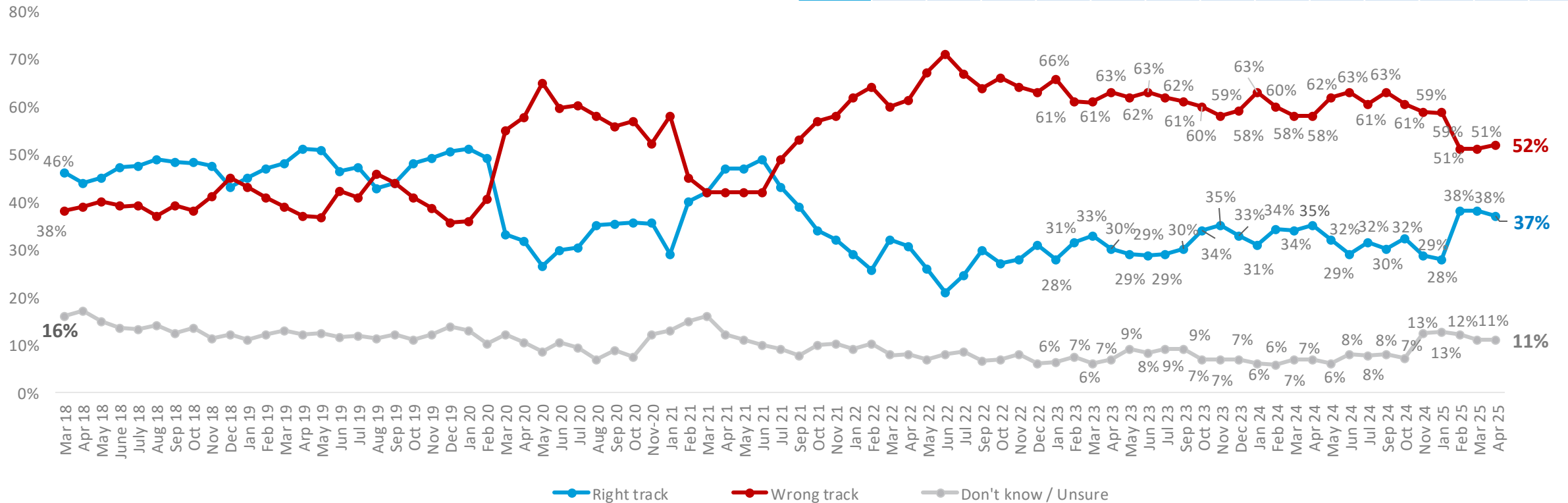


SIMILARLY, 37% OF VOTERS NOW SAY THE ECONOMY IS ON THE RIGHT TRACK

% Who Say "Right Track"

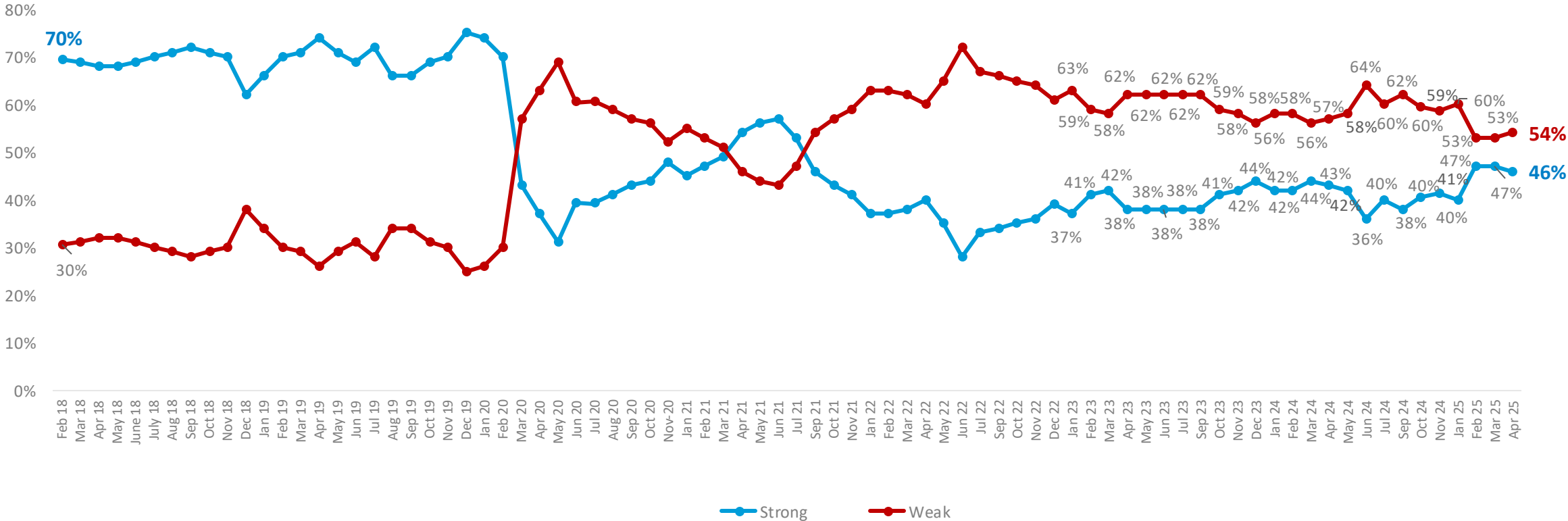
U.S. Economy: Right Track / Wrong Track

	02/24	03/24	04/24	05/24	06/24	07/24	09/24	10/24	11/24	01/25	02/25	03/25	04/25
GOP	14%	12%	14%	13%	9%	11%	9%	13%	28%	30%	63%	67%	64%
DEM	58%	61%	60%	57%	55%	58%	54%	56%	38%	34%	20%	17%	18%
IND	29%	28%	29%	25%	20%	22%	23%	25%	21%	20%	27%	29%	26%



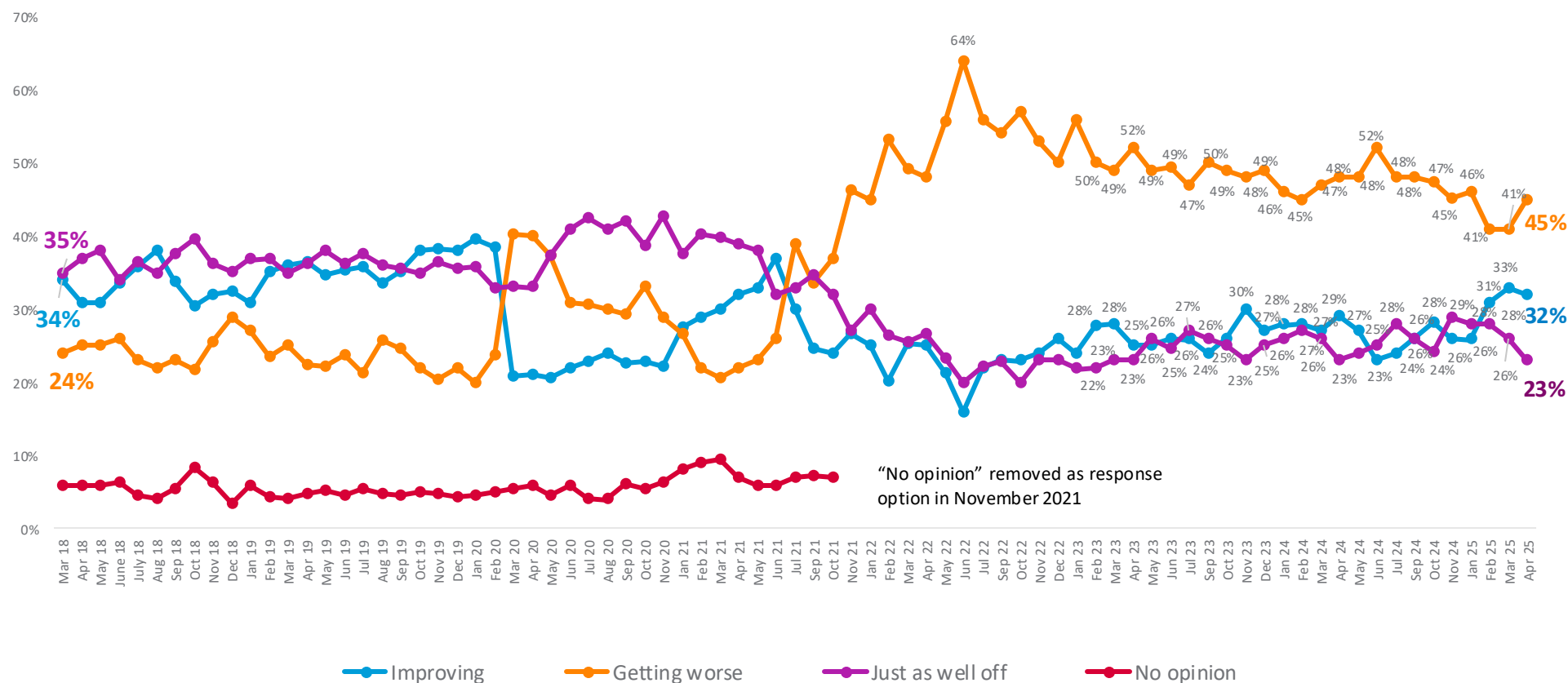
PERCEPTIONS OF THE US ECONOMY HAVE HELD, WITH JUST OVER HALF SAYING IT IS WEAK TODAY

How strong do you think the U.S. economy is today?



45% NOW SAY THEIR PERSONAL FINANCIAL SITUATION IS GETTING WORSE, A +4 PT JUMP FROM MARCH

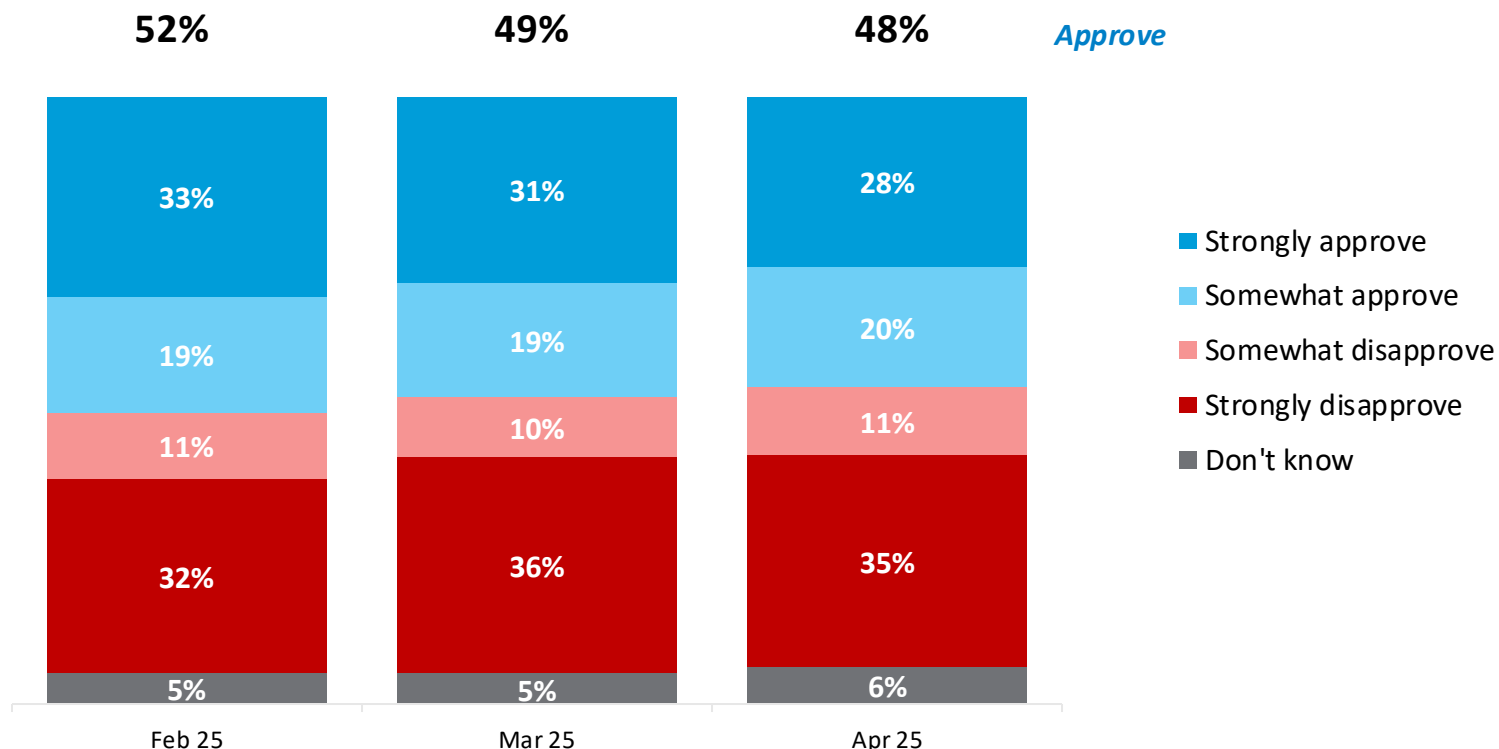
Would you say that your personal financial situation is improving or getting worse?



Row %	Improving	Getting worse
Total	32%	45%
DEM	26%	55%
GOP	46%	30%
IND/OTH	22%	49%
Male	38%	39%
Female	26%	50%
18-24	32%	42%
25-34	42%	42%
35-44	39%	35%
45-54	33%	47%
55-64	28%	49%
65+	20%	49%
White	31%	44%
Black or African American	40%	42%
Hispanic	33%	48%
Asian	27%	41%
Other	24%	57%
Urban	36%	42%
Suburban	30%	46%
Rural	30%	45%

TRUMP'S APPROVAL IS STILL ABOVE WATER BUT HAS DIPPED 4 PTS SINCE FEB TO 48%

Do you disapprove or approve of the job Donald J. Trump is doing as President of the United States?



Row %	Approve (NET)	Disapprove (NET)
Total	48%	46%
DEM	18%	79%
GOP	85%	13%
IND/OTH	40%	48%
Male	55%	41%
Female	42%	51%
18-24	37%	56%
25-34	53%	41%
35-44	54%	37%
45-54	52%	42%
55-64	45%	51%
65+	44%	54%
White	51%	44%
Black or African American	40%	52%
Hispanic	40%	53%
Asian	49%	45%
Other	55%	31%
Urban	47%	49%
Suburban	46%	49%
Rural	57%	35%

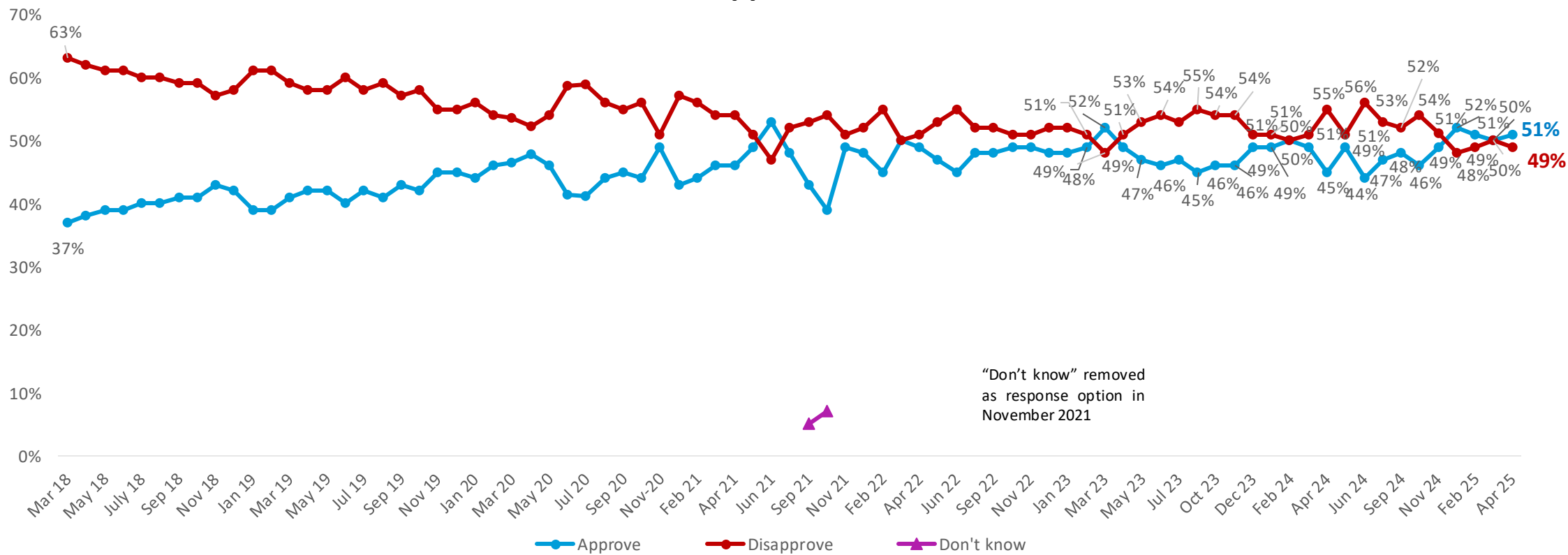
TRUMP'S HIGHEST APPROVAL IS ON HIS HANDLING OF IMMIGRATION AND REDUCING GOV'T COSTS, WHILE HIS LOWEST IS ON TARIFFS AND INFLATION.

Approve of Trump on... (Strongly or Somewhat Approve)

	Jan 25 (Biden)	Feb 25 (Trump)	Mar 25 (Trump)	Apr 25
The Economy	37%	49%	45%	43%
Immigration	34%	56%	53%	51%
Foreign Affairs	38%	48%	45%	44%
Administering the Gov't	40%	49%	47%	47%
Handling Inflation	34%	45%	43%	41%
Reducing the Cost of the Government		53%	49%	50%
Returning America to its Values		53%	49%	49%
Tariffs and Trade Policy				41%

GOP APPROVAL IS STEADY WITH NEARLY 1 IN 2 VOTERS APPROVING OF HOW THE REPUBLICAN PARTY IS HANDLING ITS JOB

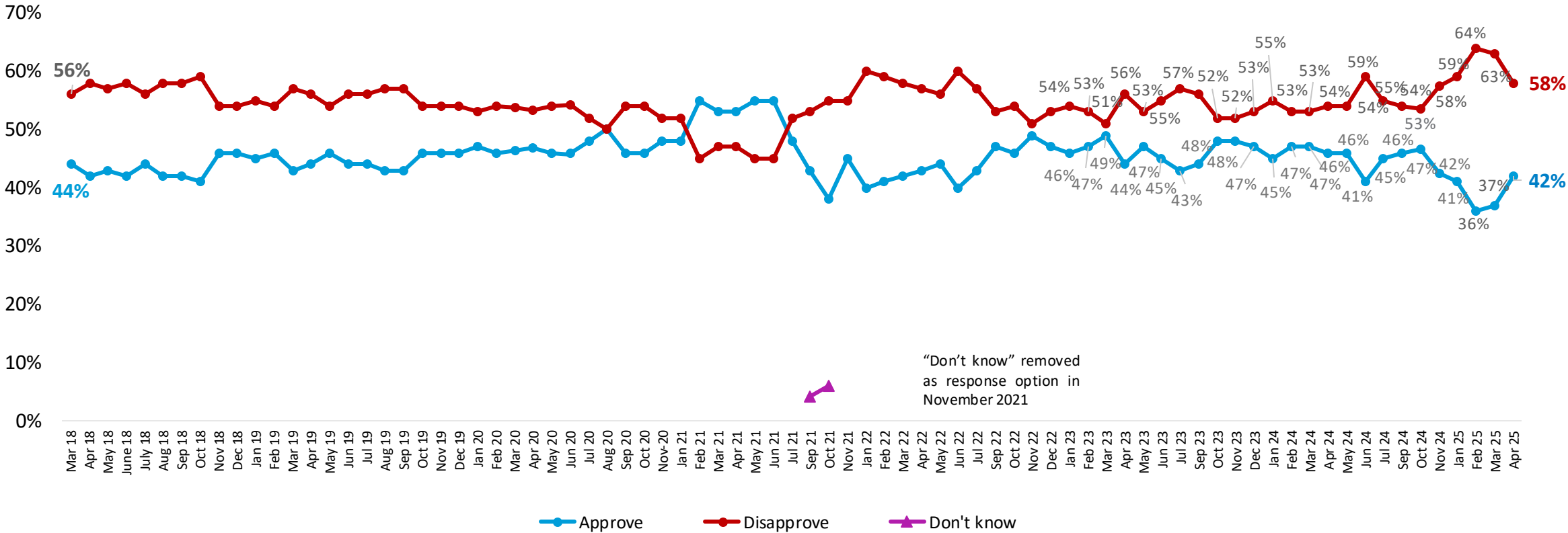
GOP Approval



Column %	Total	DEM	GOP	IND/OTH	Male	Female	18-24	25-34	35-44	45-54	55-64	65+	White	Black or African American	Hispanic	Asian	Other	Urban	Suburban	Rural
Approve (NET)	51%	22%	87%	40%	57%	45%	40%	58%	59%	53%	43%	45%	53%	39%	50%	51%	50%	50%	48%	57%
Disapprove (NET)	49%	78%	13%	60%	43%	55%	60%	42%	41%	47%	57%	55%	47%	61%	50%	49%	50%	50%	52%	43%

DEM PARTY APPROVAL HAS IMPROVED BUT REMAINS UNDERWATER AT 42%

Democratic Party Approval

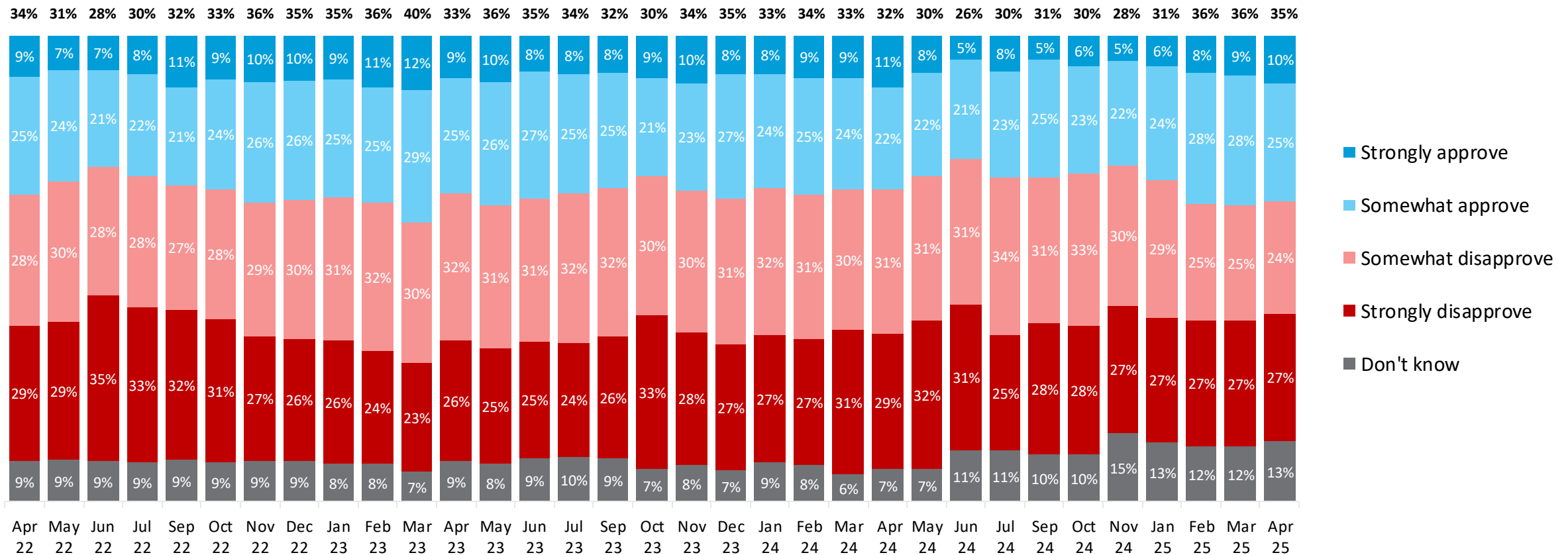


Column %	Total	DEM	GOP	IND/OTH	Male	Female	18-24	25-34	35-44	45-54	55-64	65+	White	Black or African American	Hispanic	Asian	Other	Urban	Suburban	Rural
Approve (NET)	42%	71%	23%	33%	41%	43%	48%	55%	43%	40%	34%	36%	36%	62%	57%	37%	30%	54%	38%	33%
Disapprove (NET)	58%	29%	77%	67%	59%	57%	52%	45%	57%	60%	66%	64%	64%	38%	43%	63%	70%	46%	62%	67%

M5. Do you approve or disapprove of the way the Democratic Party is handling its job?

CONGRESSIONAL APPROVAL IS STEADY AT 35%

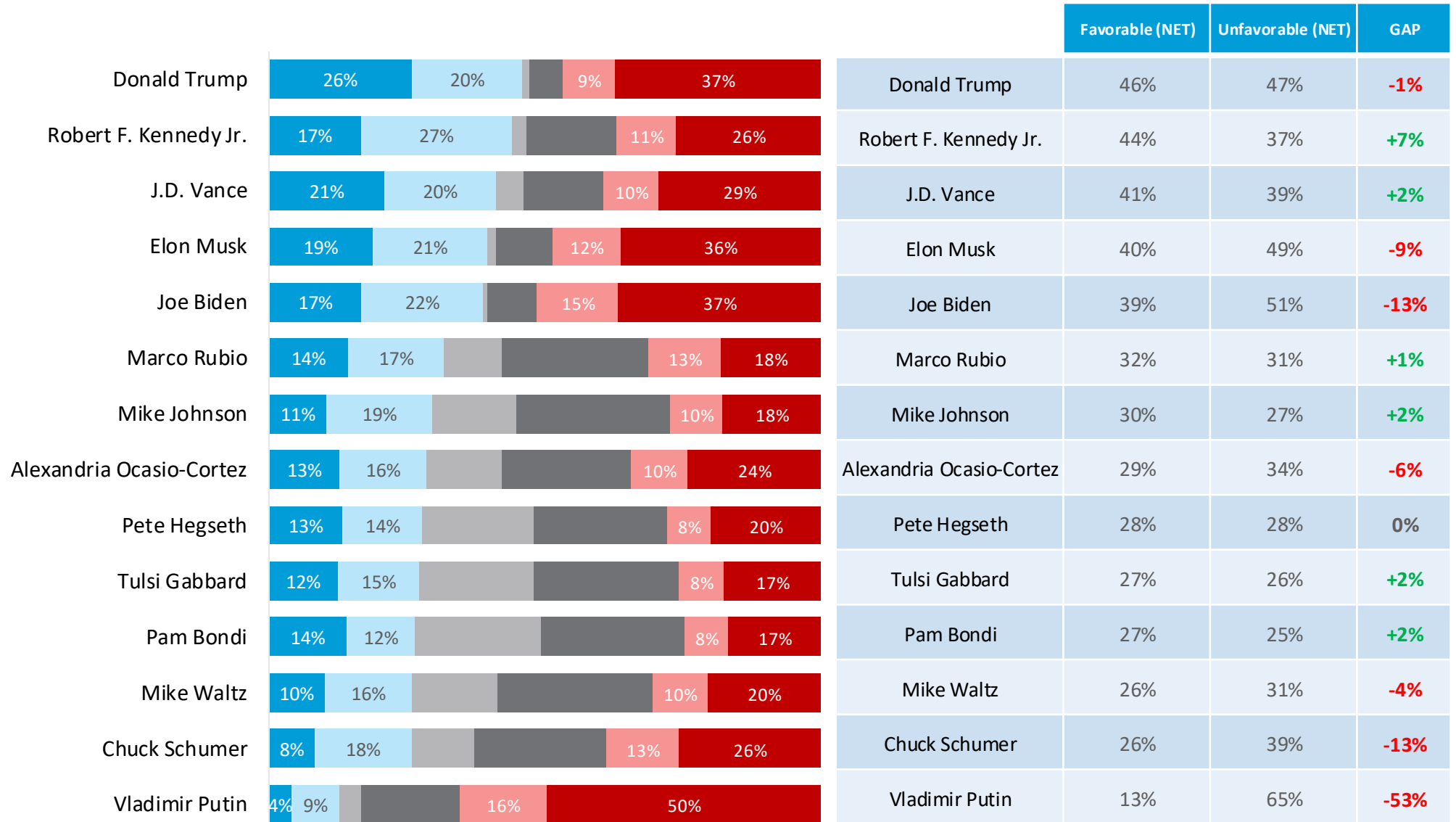
Do you approve or disapprove of the way Congress is doing its job?



TRUMP, RFK JR., AND VANCE HAVE THE HIGHEST FAVORABILITY OF KEY FIGURES TESTED

Favorability of Political Figures

- Very favorable
- Favorable
- Never heard of them
- No opinion
- Unfavorable
- Very unfavorable




F1. Now we will show you some names and groups. Please indicate if you have a favorable or unfavorable view of that person or group – or if you’ve never heard of them.

U.S. MILITARY, THE POLICE, FBI, FACEBOOK, AND THE CDC, ARE THE TOP INSTITUTIONS TESTED

Favorability of Institutions

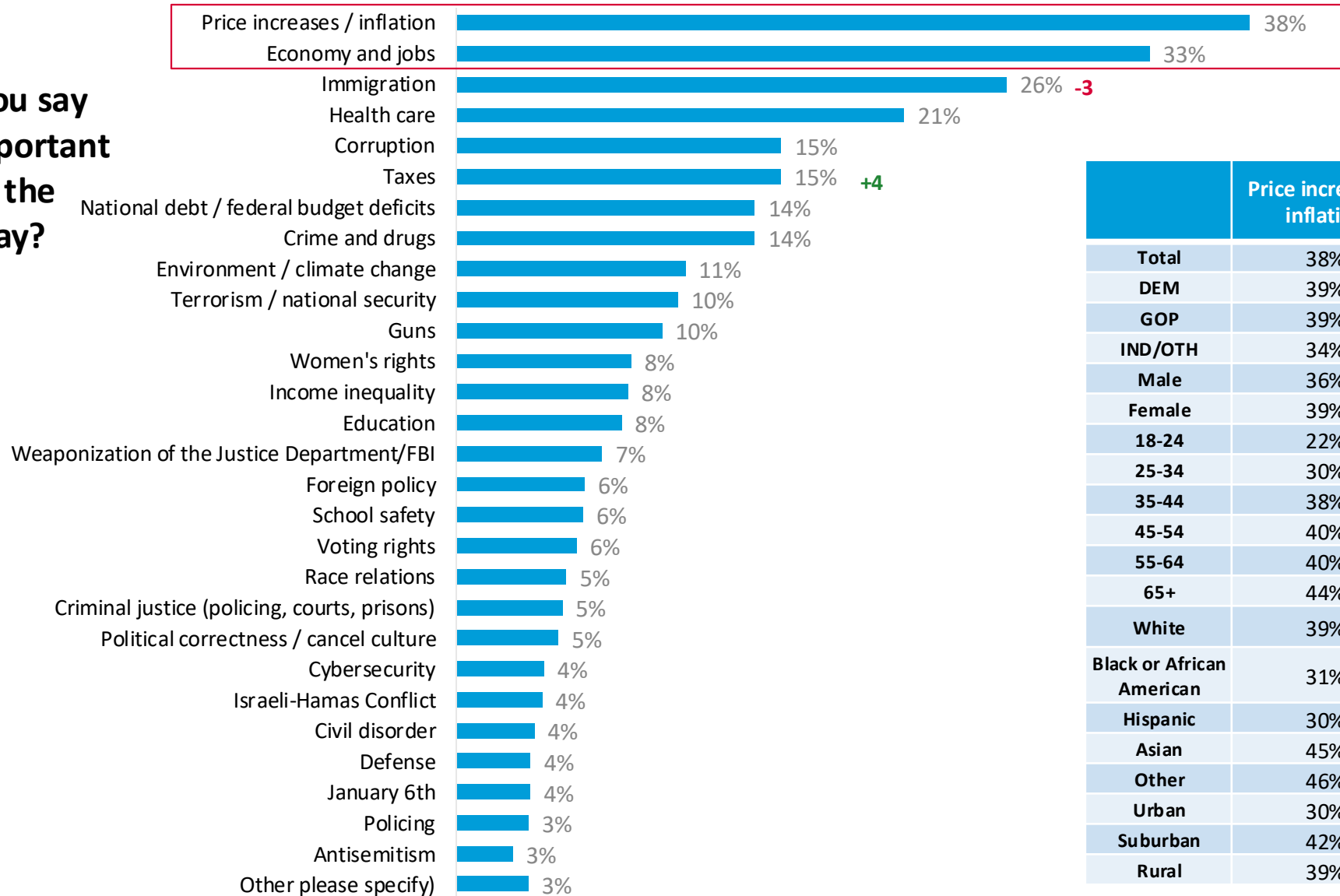
- Very favorable
- Favorable
- Never heard of them
- No opinion
- Unfavorable
- Very unfavorable



F1. Now we will show you some names and groups. Please indicate if you have a favorable or unfavorable view of that person or group – or if you’ve never heard of them.

ECONOMIC ISSUES AND IMMIGRATION REMAIN THE TOP ISSUES FOR VOTERS. MORE VOTERS SAID TAXES THIS MONTH.

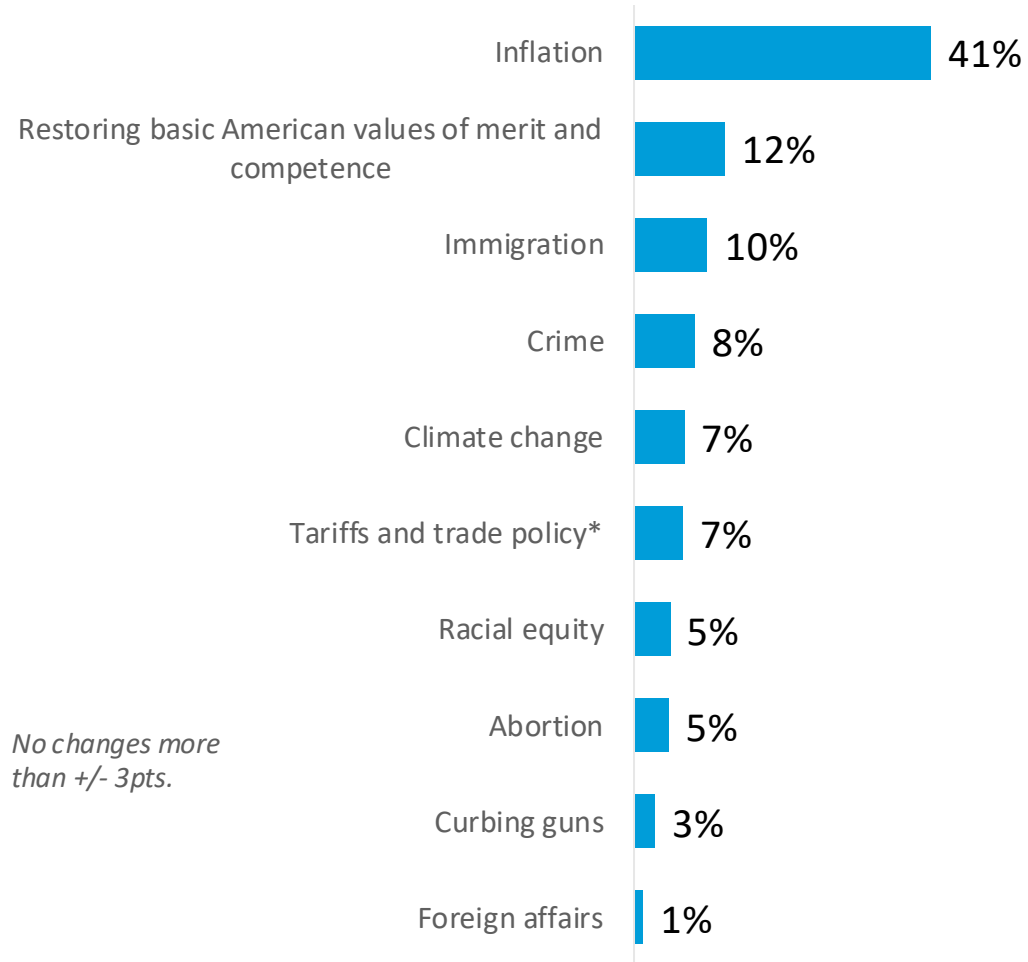
What would you say are the most important issues facing the country today?



	Price increases / inflation	Economy and jobs
Total	38%	33%
DEM	39%	32%
GOP	39%	33%
IND/OTH	34%	33%
Male	36%	32%
Female	39%	33%
18-24	22%	30%
25-34	30%	29%
35-44	38%	38%
45-54	40%	36%
55-64	40%	35%
65+	44%	29%
White	39%	33%
Black or African American	31%	28%
Hispanic	30%	39%
Asian	45%	24%
Other	46%	35%
Urban	30%	33%
Suburban	42%	33%
Rural	39%	31%

INFLATION REMAINS THE TOP ISSUE FOR VOTERS ACROSS PARTY LINES

Which of these issues is most important to you personally?

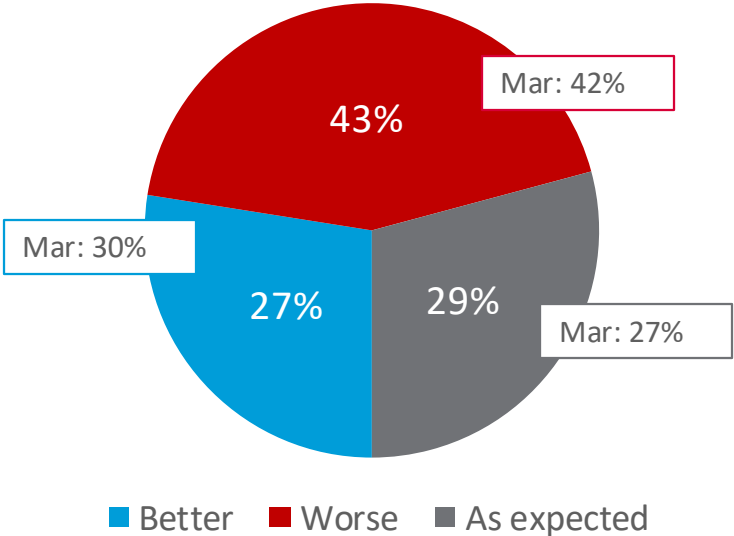


Column %	DEM	GOP	IND/OTH
Inflation	40%	43%	38%
Restoring basic American values of merit and competence	10%	16%	12%
Immigration	4%	17%	9%
Crime	9%	8%	9%
Climate change	12%	2%	7%
Tariffs and trade policy	7%	4%	9%
Racial equity	7%	3%	6%
Abortion	7%	3%	5%
Curbing guns	3%	2%	4%
Foreign affairs	1%	3%	1%

TRUMP'S FIRST TWO MONTHS (AND COUNTING)

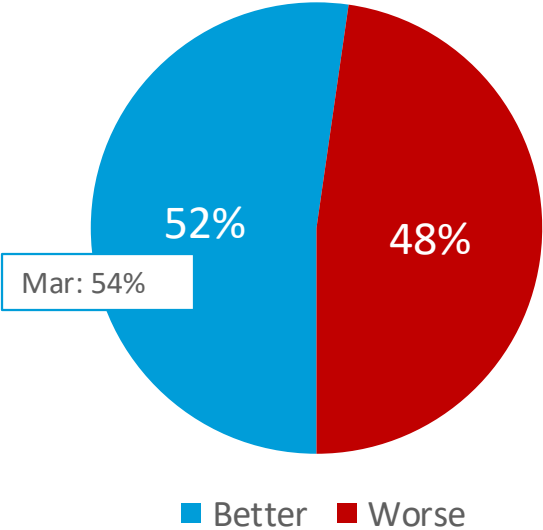
VIEWS OF TRUMP HAVE DIPPED SLIGHTLY, WITH A PLURALITY OF VOTERS SAYING HE IS DOING WORSE THAN EXPECTED

Is Donald Trump doing better than you expected as president, worse or about what you expected?



Column %	DEM	GOP	IND/OTH
Better	10%	51%	20%
Worse	68%	18%	46%
As expected	22%	31%	34%

Do you think that Donald Trump is doing a better or worse job as Joe Biden did as President?

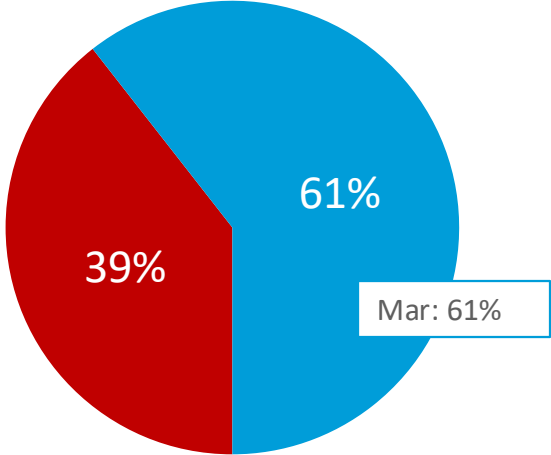


Column %	DEM	GOP	IND/OTH
Better	21%	86%	48%
Worse	79%	14%	52%

T1. Is Donald Trump doing better than you expected as president, worse or about what you expected?
 T2. Do you think that Donald Trump is doing a better or worse job as Joe Biden did as president?

3 IN 5 VOTERS SAY DEMS SHOULD HOLD THEIR OPPOSITION TO TRUMP UNTIL THEY SEE MORE, BUT VOTERS ARE SPLIT WHEN IT COMES TO THE TARIFFS

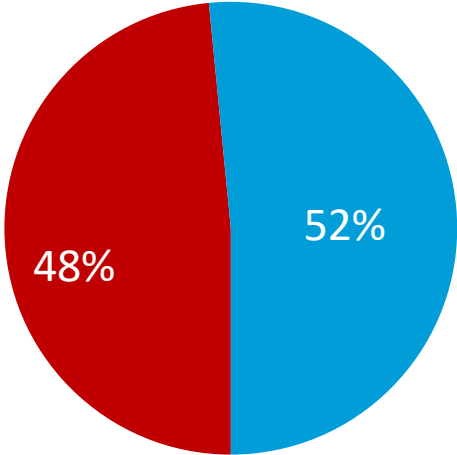
Do you think Democrats should oppose everything that Trump is doing or should they take more of a wait-and-see attitude towards his actions?



- Oppose everything Trump is doing
- Take more of a wait and see attitude

Column %	DEM	GOP	IND/OTH
Oppose everything Trump is doing	64%	16%	39%
Take more of a wait and see attitude	36%	84%	61%

Do you think Democrats should oppose Trump on tariffs and trade policy or see how his initiative plays out over the next few weeks?



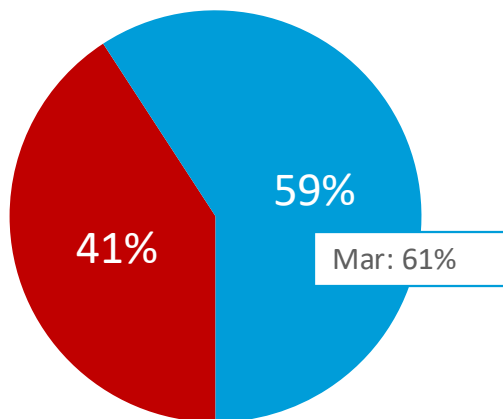
- Oppose Trump on tariffs
- See how tariffs play out

Column %	DEM	GOP	IND/OTH
Oppose Trump on tariffs	77%	19%	51%
See how tariffs play out	23%	81%	49%

T3. Do you think Democrats should oppose everything that Trump is doing or should they take more of a wait-and-see attitude towards his actions?
 DJT0415. Do you think Democrats should oppose Trump on tariffs and trade policy or see how his initiative plays out over the next few weeks?

3 IN 5 VOTERS SAY DEMOCRATS SHOULD JOIN THE MISSION TO CUT GOVERNMENT WASTE, AND A SLIGHT MAJORITY PREFERS MODERATE DEMS RATHER THAN AOC OR SANDERS

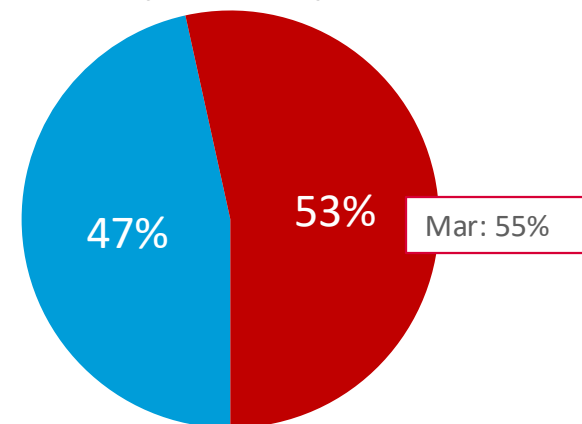
Do you think Democrats should oppose the effort to reduce government expenditures or should join in the mission of cutting government waste?



- Oppose the effort to reduce government expenditures
- Join the mission of cutting government waste

Column %	DEM	GOP	IND/OTH
Oppose the effort to reduce government expenditures	62%	22%	39%
Join the mission of cutting government waste	38%	78%	61%

Do you support more Democrats like Bernie Sanders and Alexandria Ocasio-Cortez who are calling on Democrats to adopt a more aggressive stance towards Trump and his administration and “fight harder”, or moderate Democrats who are willing to compromise on Trump issues important to their base?



- Support Democrats like AOC and Bernie who want to fight harder
- Support moderate Democrats

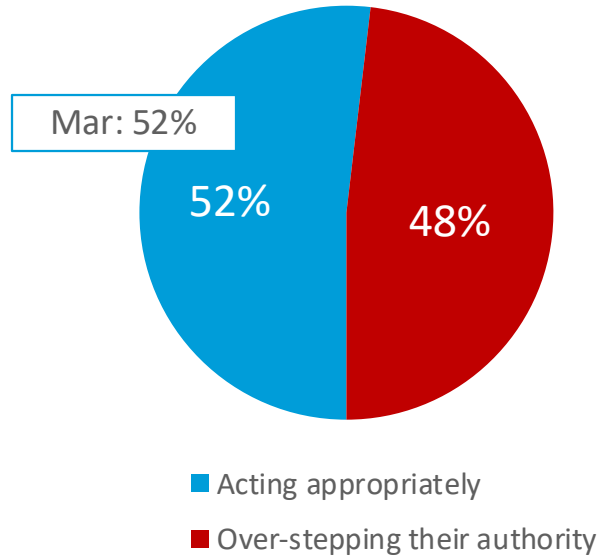
Column %	DEM	GOP	IND/OTH
Support Democrats like AOC and Bernie who want to fight harder	72%	24%	44%
Support moderate Democrats	28%	76%	56%

T4. Do you think Democrats should oppose the effort to reduce government expenditures or should join in the mission of cutting government waste?

DJT12: Do you support more Democrats like Bernie Sanders and Alexandria Ocasio-Cortez who are calling on Democrats to adopt a more aggressive stance towards Trump and his administration and “fight harder”, or moderate Democrats who are willing to compromise on Trump issues important to their base?

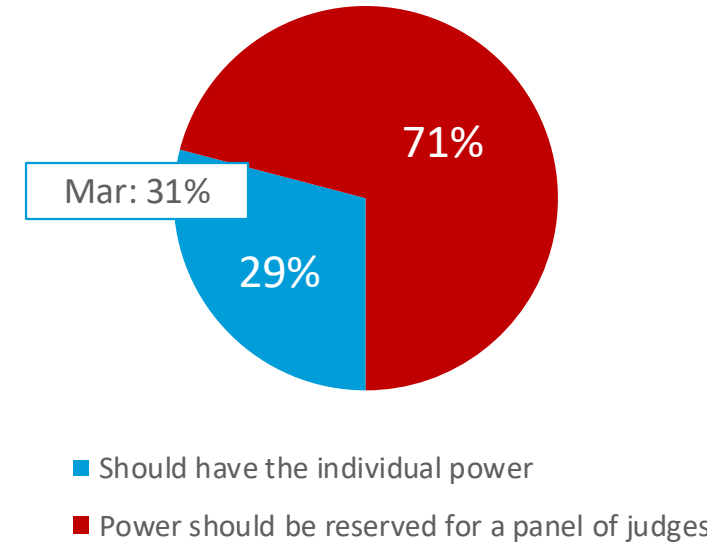
HALF OF VOTERS THINK JUDGES ARE ACTING APPROPRIATELY, BUT 7 IN 10 THINK POWER TO HALT THE ADMINISTRATION'S PROGRAMS SHOULD BE RESERVED FOR A PANEL OF JUDGES

In general, do you think federal judges are acting appropriately to hold up actions of the administration or are they over-stepping their authority in their actions?



Column %	DEM	GOP	IND/OTH
Acting appropriately	66%	46%	44%
Over-stepping their authority	34%	54%	56%

Should a single federal judge have the power to halt a nationwide program or should that power be reserved only for a panel of judges?



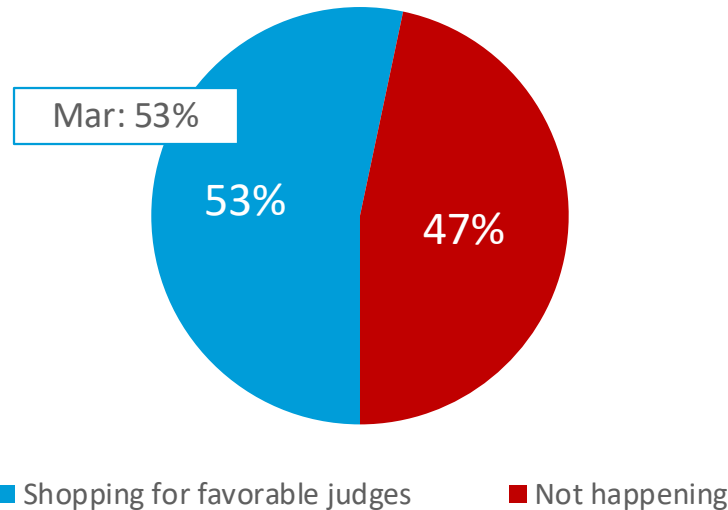
Column %	DEM	GOP	IND/OTH
Should have the individual power	38%	25%	25%
Power should be reserved for a panel of judges	62%	75%	75%

IMM09. In general, do you think federal judges are acting appropriately to hold up actions of the administration or are they over-stepping their authority in their actions?

IMM10. Should a single federal judge have the power to halt a nationwide program or should that power be reserved only for a panel of judges?

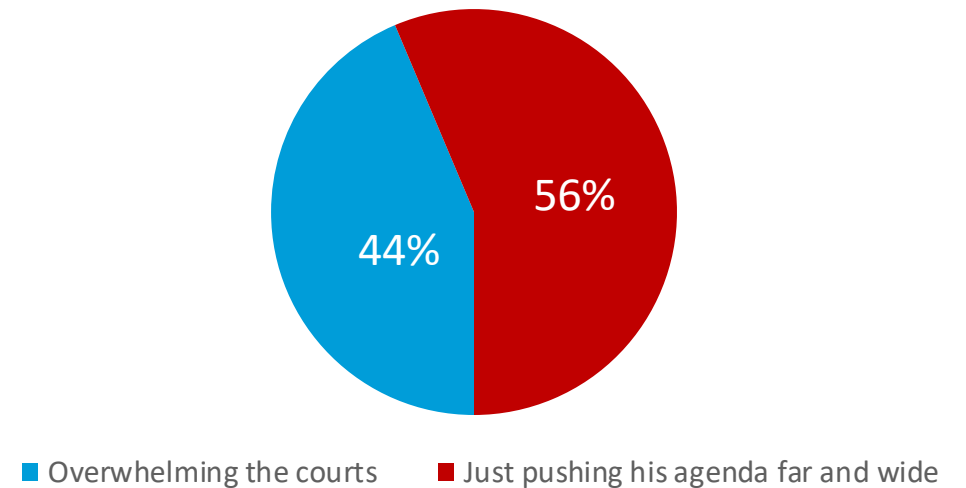
A SLIM MAJORITY OF VOTERS SAY DEMS ARE SHOPPING FOR FAVORABLE JUDGES, AND 56% THINK THE ADMINISTRATION IS JUST PUSHING ITS AGENDA RATHER THAN OVERWHELMING THE COURTS

Do you think that Democrats are shopping for favorable judges and getting injunctions from partisan judges or is that not happening?



Column %	DEM	GOP	IND/OTH
Shopping for favorable judges	41%	71%	47%
Not happening	59%	29%	53%

Do you think that the Trump administration is attempting to overwhelm the courts by taking actions at such a rapid pace that they are unable to respond or is the administration just pushing the agenda it was elected to implement as fast and as wide as it can?

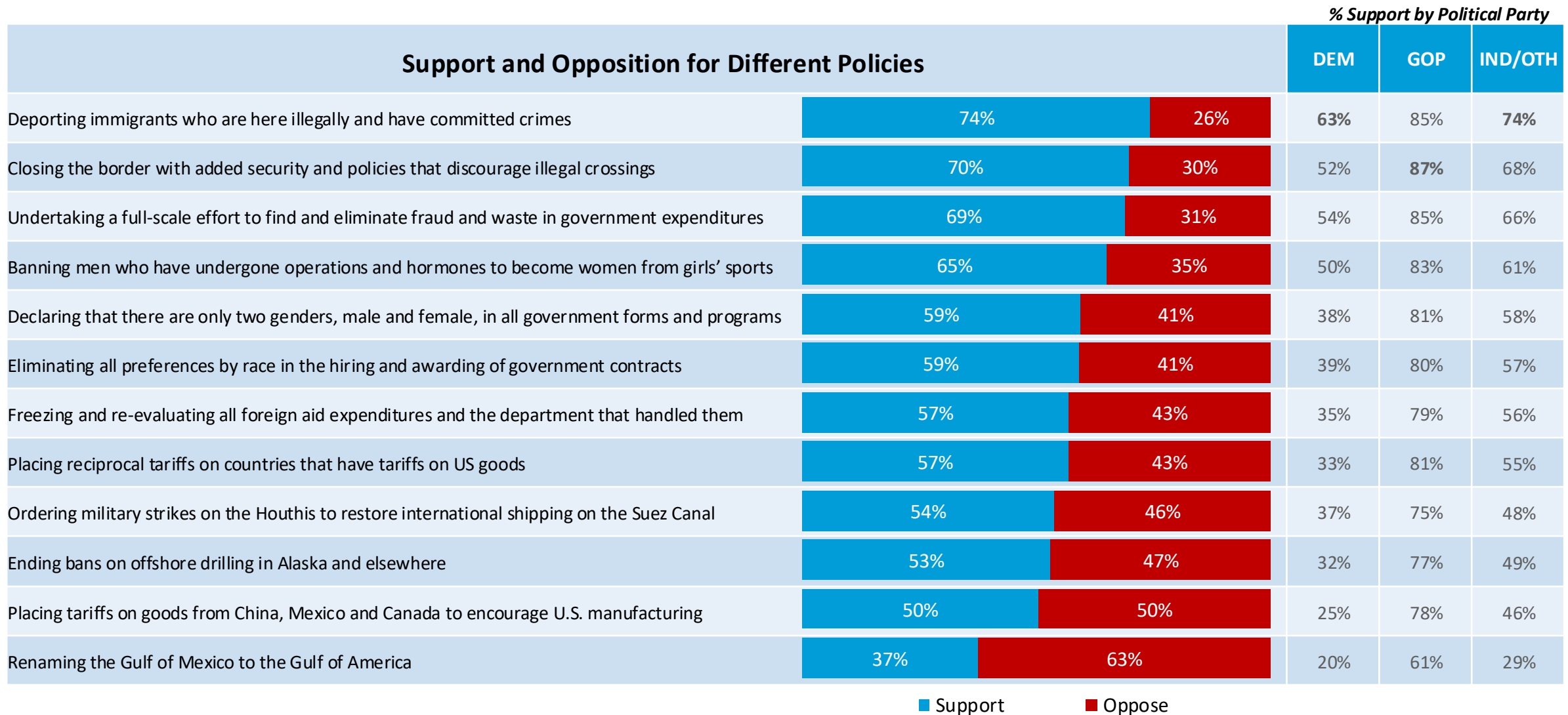


Column %	DEM	GOP	IND/OTH
Overwhelming the courts	61%	27%	44%
Just pushing his agenda far and wide	39%	73%	56%

QNEW13. Do you think that Democrats are shopping for favorable judges and getting injunctions from partisan judges or is that not happening?

QNEW15. Do you think that the Trump administration is attempting to overwhelm the courts by taking actions at such a rapid pace that they are unable to respond or is the administration just pushing the agenda it was elected to implement as fast and as wide as it can?

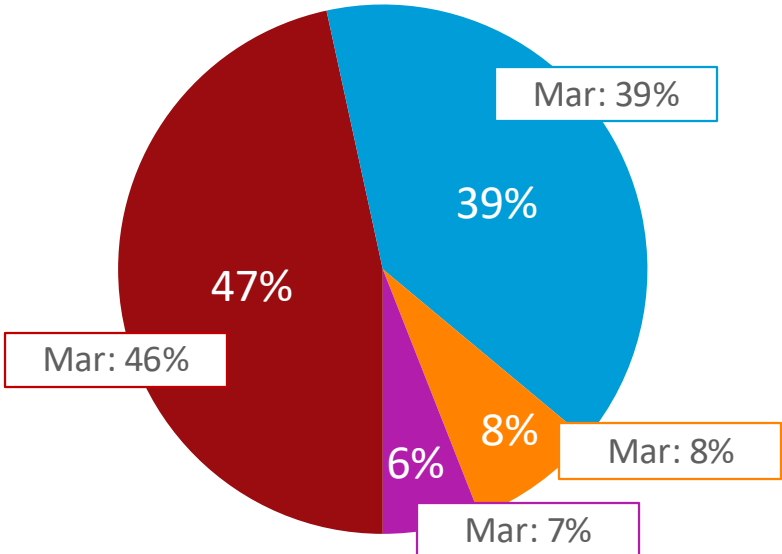
TRUMP'S IMMIGRATION POLICIES HAVE STRONG SUPPORT, WHILE VOTERS ARE SPLIT ON THE TARIFFS



MOST VOTERS REMAIN SATISFIED WITH THEIR 2024 PRESIDENTIAL CHOICE

Would you say you are a Kamala Harris voter who wishes Harris won; a Donald Trump voter who wishes Harris won; a Harris voter who is now satisfied with Trump; or a Trump voter satisfied with their choice?

- Trump voter satisfied with their choice
- Harris voter who wishes Harris won
- Trump voter who wishes Harris won
- Harris voter who is now satisfied with Trump



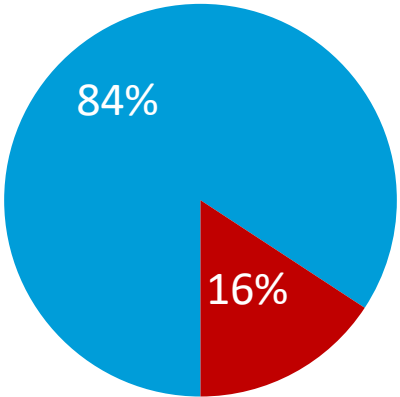
Column %	DEM	GOP	IND/OTH
Trump voter satisfied with their choice	13%	81%	44%
Trump voter who wishes Harris won	8%	7%	9%
Harris voter who wishes Harris won	73%	6%	41%
Harris voter who is now satisfied with Trump	6%	6%	6%

T11. Would you say you are a Kamala Harris voter who wishes Harris won; a Donald Trump voter who wishes Harris won; a Harris voter who is now satisfied with Trump; or a Trump voter satisfied with their choice?

TARIFFS

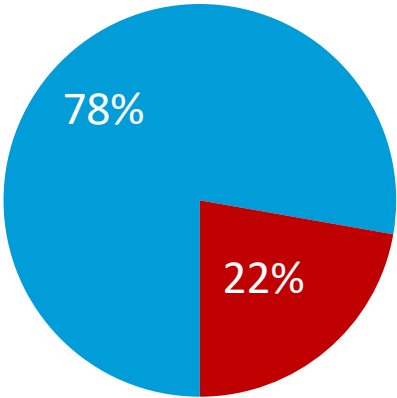
A STRONG MAJORITY OF VOTERS ARE FOR FREE TRADE, FIND IT BENEFICIAL TO THE ECONOMY AND THEMSELVES PERSONALLY

Are you for or against free trade?



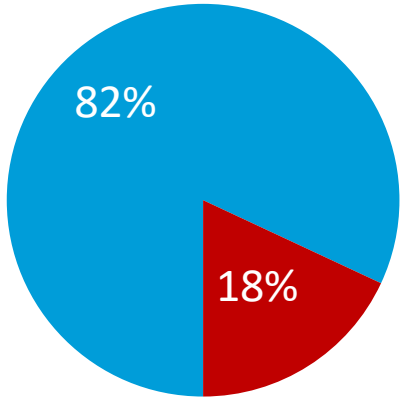
■ For ■ Against

Has free trade been beneficial or harmful to the U.S. Economy?



■ Beneficial ■ Harmful

Has free trade been beneficial or harmful to you and your family?



■ Beneficial ■ Harmful

Column %	DEM	GOP	IND/OTH
For	83%	88%	81%
Against	17%	12%	19%

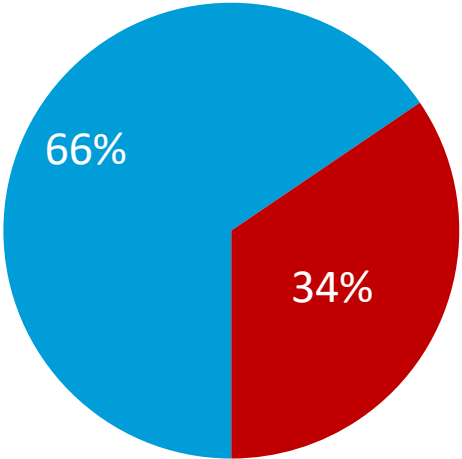
Column %	DEM	GOP	IND/OTH
Beneficial	75%	79%	79%
Harmful	25%	21%	21%

Column %	DEM	GOP	IND/OTH
Beneficial	79%	86%	81%
Harmful	21%	14%	19%

TRADE0401. Are you for or against free trade?
 TRADE0402. Has free trade been beneficial or harmful to ...

TWO-THIRDS OF VOTERS SAY TARIFFS ARE IMPORTANT TO PROTECTING JOBS, BUT ARE SPLIT ON TRUMP'S TARIFF APPROACH

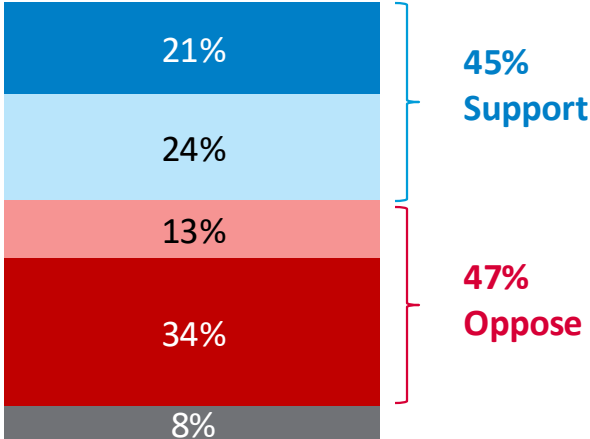
Do you think tariffs are important to protect jobs in our country today or not?



■ Important to protect jobs today ■ Not important

Column %	DEM	GOP	IND/OTH
Important to protect jobs today	46%	87%	62%
Not important	54%	13%	38%

Do you support or oppose the Trump administration's tariff program?



■ Strongly Support ■ Somewhat Support ■ Somewhat Oppose
 ■ Strongly Oppose ■ Don't Know

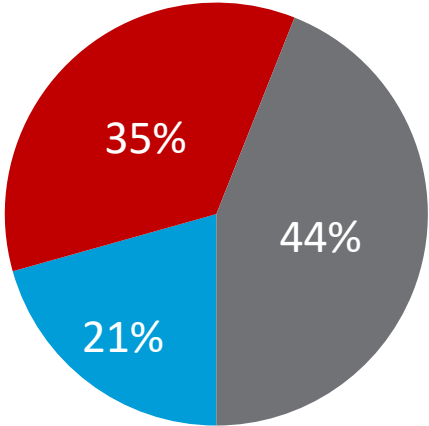
Column %	DEM	GOP	IND/OTH
Support (NET)	17%	79%	37%
Oppose (NET)	76%	17%	49%
Don't Know	7%	4%	14%

TRADE0403. Do you think tariffs are important to protect jobs in our country today or not?

TRADE0404. Do you support or oppose the Trump administration's tariff program?

MORE VOTERS SAY THE U.S. HAVING A TRADE DEFICIT IS A BAD RATHER THAN GOOD THING, AND MOST SAY THE U.S. HAS BEEN TAKEN ADVANTAGE OF BY OTHER COUNTRIES

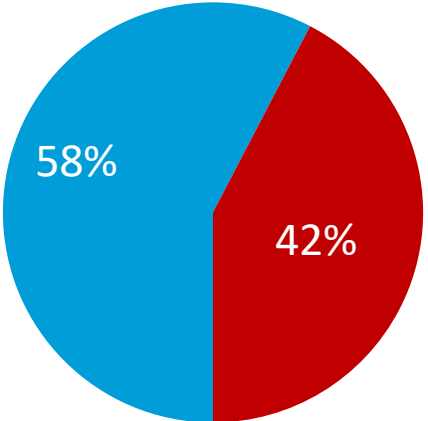
Do you think the U.S. having a trade deficit with another country – meaning we import from that country more than we export to it – is a good thing, bad thing, or is it neutral/indifferent?



■ Good thing ■ Bad thing ■ Neutral/ Indifferent

Column %	DEM	GOP	IND/OTH
Good thing	17%	31%	13%
Bad thing	30%	37%	39%
Neutral/ Indifferent	53%	32%	48%

Do you think that the United States has been taken advantage of by other countries when it comes to trade or generally has its trade with other countries been on fair terms?



■ Taken advantage of ■ Has been on fair terms

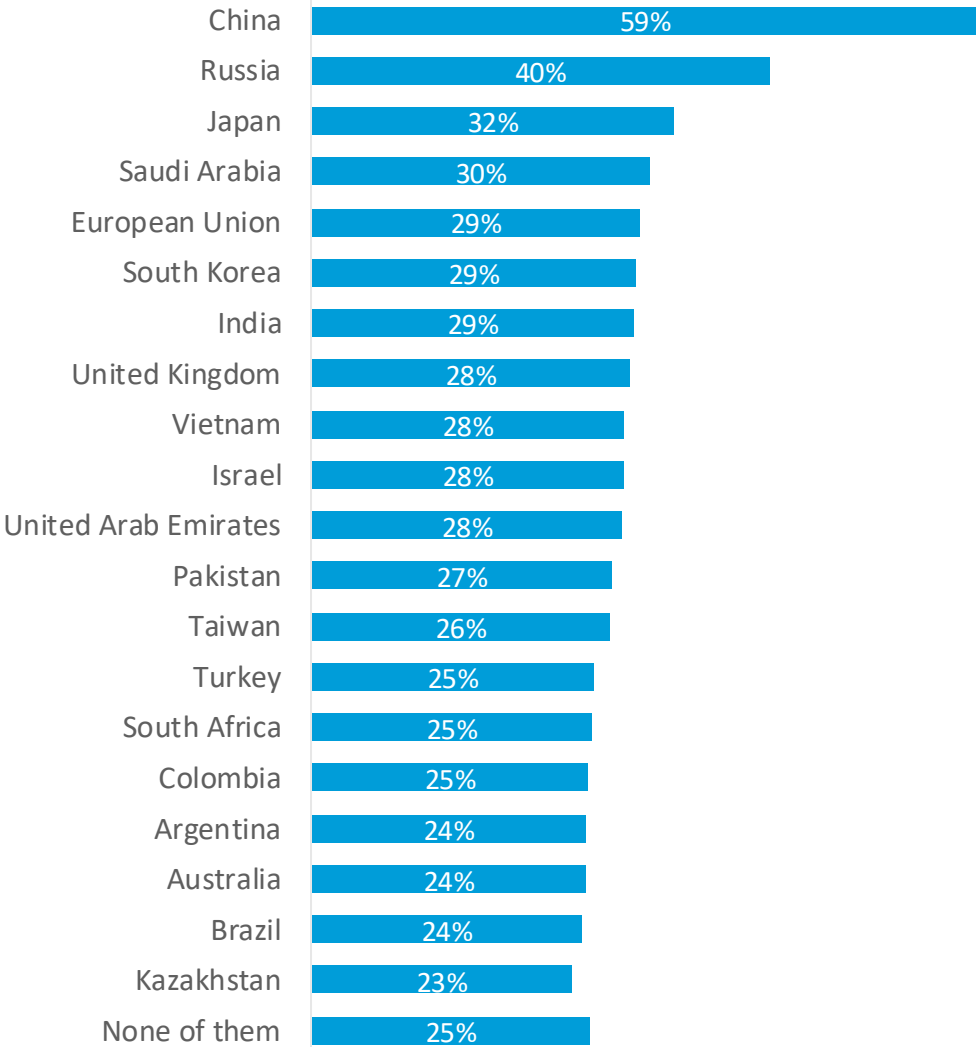
Column %	DEM	GOP	IND/OTH
Taken advantage of	39%	77%	56%
Has been on fair terms	61%	23%	44%

TRADE0405. Do you think the U.S. having a trade deficit with a another country– meaning we import from that country more than we export to it – is a good thing, bad thing, or is it neutral/indifferent?

TRADE0406. Do you think that the United States has been taken advantage of by other countries when it comes to trade or generally has its trade with other countries been on fair terms?

MOST VOTERS SAY CHINA HAS BEEN TAKING ADVANTAGE OF THE U.S. WHEN IT COMES TO TRADE

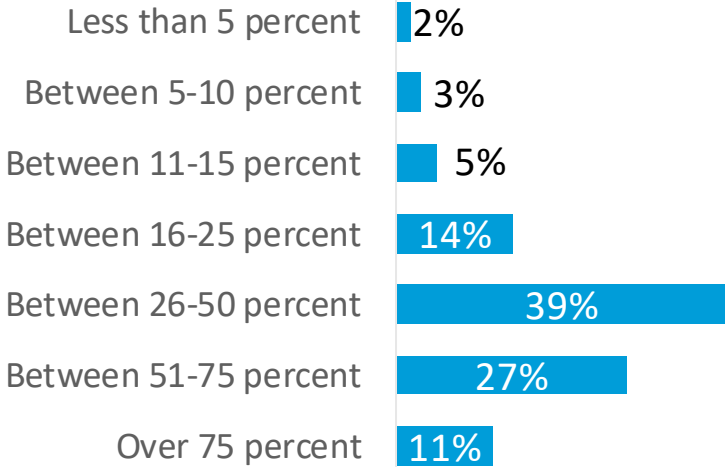
Which of the following countries have taken advantage of the U.S. when it comes to trade, if any?



Column %	DEM	GOP	IND/OTH
China	46%	72%	57%
Russia	33%	49%	39%
Japan	20%	45%	31%
Saudi Arabia	19%	41%	30%
European Union	15%	42%	30%
South Korea	18%	41%	27%
India	16%	40%	28%
United Kingdom	17%	39%	28%
Vietnam	16%	39%	27%
Israel	18%	37%	28%
United Arab Emirates	18%	38%	26%
Pakistan	15%	39%	24%
Taiwan	15%	39%	25%
Turkey	15%	35%	25%
South Africa	14%	35%	25%
Colombia	15%	35%	23%
Argentina	14%	35%	23%
Australia	14%	34%	24%
Brazil	13%	35%	23%
Kazakhstan	13%	32%	23%
None of them	35%	13%	27%

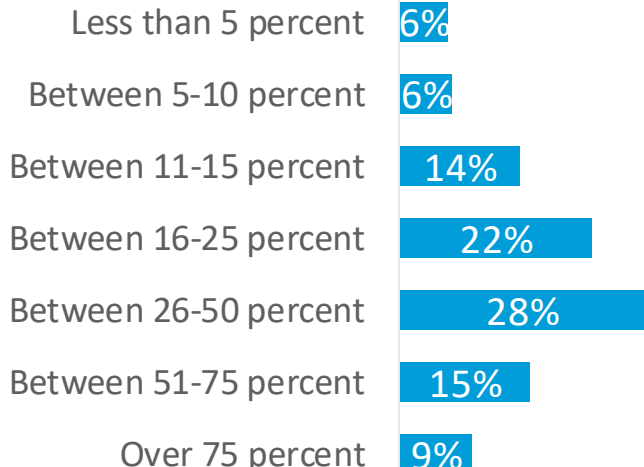
MOST VOTERS OVERESTIMATE THE PERCENTAGE IMPORTS MAKES UP OF THE U.S. ECONOMY

What percentage of the U.S. economy is based on imports?
(Split sample; open end slider 0-100%)



Column %	DEM	GOP	IND/OTH
Less than 5 percent	1%	0%	4%
Between 5-10 percent	4%	2%	3%
Between 11-15 percent	4%	4%	6%
Between 16-25 percent	13%	14%	14%
Between 26-50 percent	41%	41%	34%
Between 51-75 percent	25%	30%	25%
Over 75 percent	12%	8%	14%

What percentage of the U.S. economy is based on imports?
(Split sample; closed end choices)



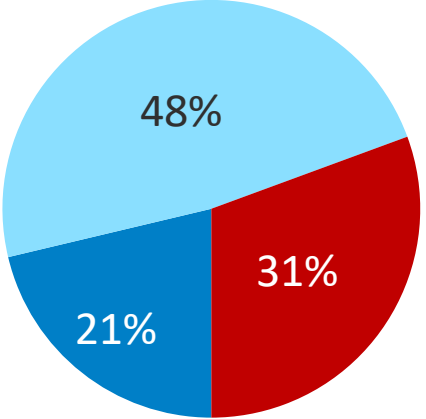
Column %	DEM	GOP	IND/OTH
Less than 5 percent	7%	3%	7%
Between 5-10 percent	8%	6%	5%
Between 11-15 percent	14%	14%	13%
Between 16-25 percent	20%	27%	20%
Between 26-50 percent	24%	29%	32%
Between 51-75 percent	18%	13%	13%
Over 75 percent	8%	8%	10%

15.6% of US GDP from imports
- Source, Statista (2022)

TRADE0408A. What percentage of the U.S. economy is based on imports?
TRADE0408B. What percentage of the U.S. economy is based on imports?

ALMOST 1 IN 2 VOTERS FEEL THE TARIFFS ARE A GOOD IDEA BUT REQUIRE MORE TIME, AND MORE SAY THE TARIFF POLICIES HAVE HURT RATHER THAN HELPED THEM SO FAR

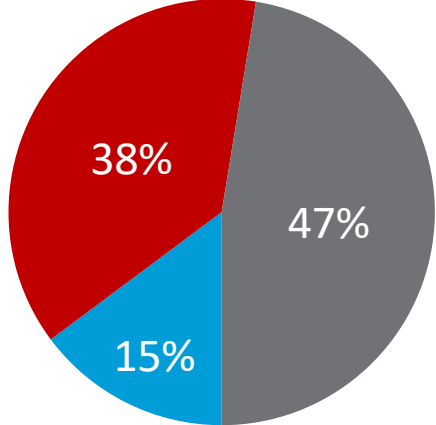
Which comes closest to your view when it comes to the Trump administration's tariff policies?



- It's the right idea but it has been executed badly
- It's the right idea but it requires more patience to work
- It's the wrong idea regardless of execution and time required

Column %	DEM	GOP	IND/OTH
It's the right idea but it has been executed badly	20%	21%	22%
It's the right idea but it requires more patience to work	29%	70%	44%
It's the wrong idea regardless of execution and time required	51%	9%	34%

Have the administration's tariff policies so far helped you, hurt you, or had no impact?



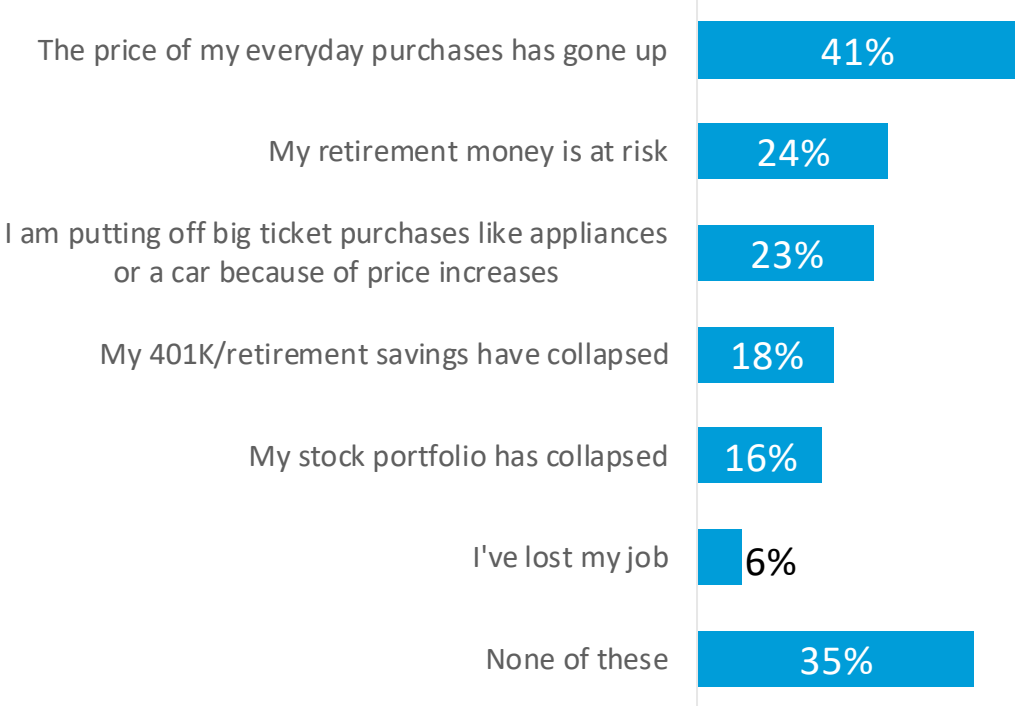
- Helped
- Hurt
- No impact

Column %	DEM	GOP	IND/OTH
Helped	12%	25%	7%
Hurt	55%	20%	40%
No impact	33%	55%	54%

TRADE0408. Which comes closest to your view when it comes to the Trump administration's tariff policies?
 TRADE0409. Have the administration's tariff policies so far helped you, hurt you, or had no impact?

VOTERS MOST FREQUENTLY CITE INCREASES ON EVERYDAY GOODS, FOLLOWED BY RISKING RETIREMENT MONEY, AS THE MAIN WAYS THE TARIFFS HAVE IMPACTED THEM

Have the administration tariff policies affected you in any way? If so, how?

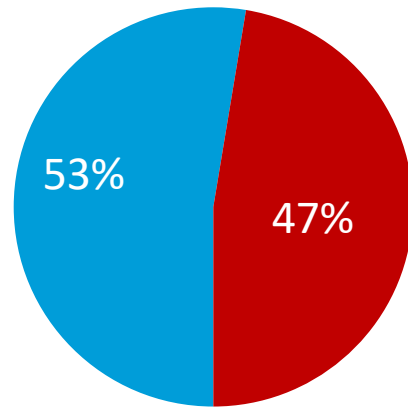


Column %	DEM	GOP	IND/OTH
The price of my everyday purchases has gone up	54%	28%	42%
My retirement money is at risk	34%	17%	23%
I am putting off big ticket purchases like appliances or a car because of price increases	28%	17%	23%
My 401K/retirement savings have collapsed	23%	14%	16%
My stock portfolio has collapsed	19%	14%	15%
I've lost my job	6%	4%	7%
None of these	21%	48%	37%

TRADE0410. Have the administration tariff policies affected you in any way? If so, how? Select all that apply.

A SLIGHT MAJORITY BELIEVES TARIFFS ARE “NECESSARY MEDICINE”, AND VOTERS ARE MORE LIKELY TO ASSOCIATE TARIFFS WITH THE GOP THAN WITH DEMS

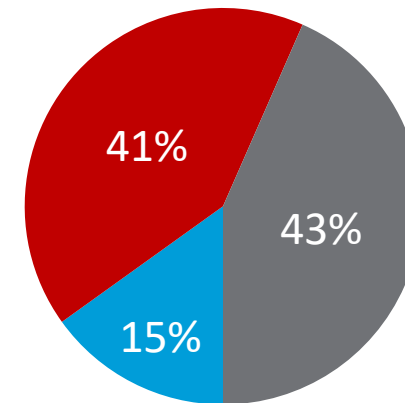
The Trump administration says its tariff policies are necessary medicine to get a fair shake in global trade. Others say they are an ill-judged scheme. Which of these is closest to your view?



■ Necessary medicine ■ Ill-judged scheme

Column %	DEM	GOP	IND/OTH
Necessary medicine	28%	78%	50%
Ill-judged scheme	72%	22%	50%

Are tariffs historically Democratic Party or Republican Party policies?



■ Democratic ■ Republican ■ Unsure/ Don't Know

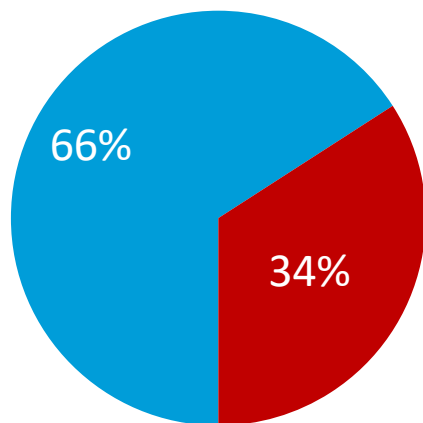
Column %	DEM	GOP	IND/OTH
Democratic	28%	8%	10%
Republican	35%	57%	31%
Unsure/ Don't Know	37%	35%	60%

TRADE0411. The Trump administration says its tariff policies are necessary medicine to get a fair shake in global trade. Others say they are an ill-judged scheme. Which of these is closest to your view?

TRADE0412. Are tariffs historically Democratic Party or Republican Party policies?

TWO-THIRDS OF VOTERS THINK THE GOP AND THE DEMOCRATS SHOULD SUPPORT FREE TRADE OVER TARIFFS, BUT A SLIGHT MAJORITY OF GOP VOTERS ARE SPLIT BETWEEN THE TWO

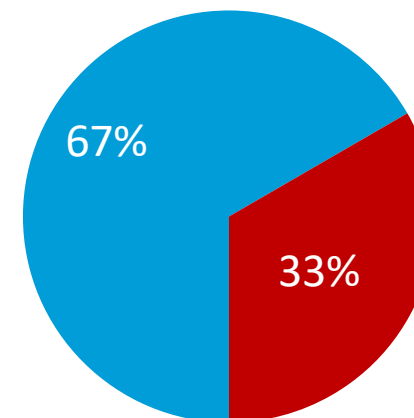
Do you think Republicans should support free trade or tariffs?



■ Free trade ■ Tariffs

Column %	DEM	GOP	IND/OTH
Free trade	83%	47%	68%
Tariffs	17%	53%	32%

Do you think Democrats should support free trade or tariffs?



■ Free trade ■ Tariffs

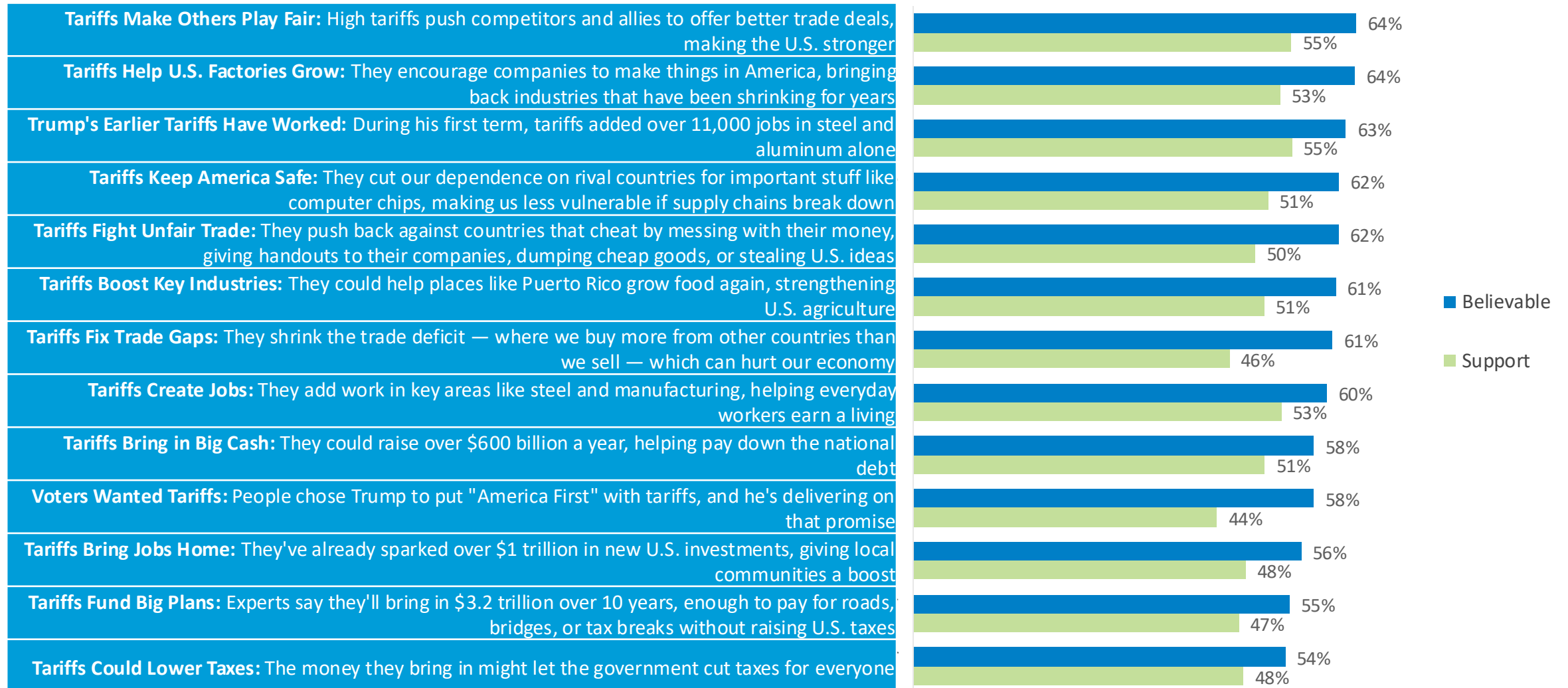
Column %	DEM	GOP	IND/OTH
Free trade	85%	47%	69%
Tariffs	15%	53%	31%

TRADE0413. Do you think Republicans should support free trade or tariffs?

TRADE0414. Do you think Democrats should support free trade or tariffs?

PUSHING FOR BETTER DEALS AND HELPING DOMESTIC INDUSTRIES ARE THE MOST BELIEVABLE REASONS FOR THE TARIFFS AND GARNER MAJORITY SUPPORT

PRO TARIFF STATEMENTS: BELIEVABILITY AND MORE LIKELY TO SUPPORT



TRADE0421. Please indicate if you find each of the following statements believable or not believable.

TRADE0422. Does each of the following statements make you more or less likely to support tariffs or does it not make a difference?

EACH PRO-TARIFF STATEMENT STRENGTHENS TARIFF SUPPORT FOR GOP, WHILE NONE OF THE ARGUMENTS TESTED MAKE A MAJORITY OF DEMS OR INDS MORE LIKELY TO SUPPORT

PRO TARIFF STATEMENTS: BELIEVABILITY AND MORE LIKELY TO SUPPORT BY PARTY

Column %	Believable			More likely to support tariffs		
	DEM	GOP	IND/OTH	DEM	GOP	IND/OTH
Tariffs Make Others Play Fair	48%	85%	57%	34%	80%	48%
Tariffs Bring Jobs Home	36%	80%	49%	31%	72%	38%
Tariffs Fund Big Plans	34%	85%	47%	30%	74%	39%
Tariffs Bring in Big Cash	34%	81%	56%	29%	76%	46%
Tariffs Could Lower Taxes	31%	79%	49%	30%	69%	42%
Tariffs Create Jobs	39%	84%	55%	33%	76%	48%
Tariffs Fix Trade Gaps	42%	83%	58%	28%	71%	40%
Tariffs Boost Key Industries	46%	84%	52%	38%	69%	44%
Tariffs Keep America Safe	44%	88%	52%	36%	73%	44%
Tariffs Fight Unfair Trade	43%	86%	55%	32%	71%	45%
Trump's Earlier Tariffs Have Worked	44%	87%	53%	35%	80%	45%
Tariffs Help U.S. Factories Grow	45%	85%	60%	37%	74%	46%
Voters Wanted Tariffs	36%	86%	54%	25%	73%	34%

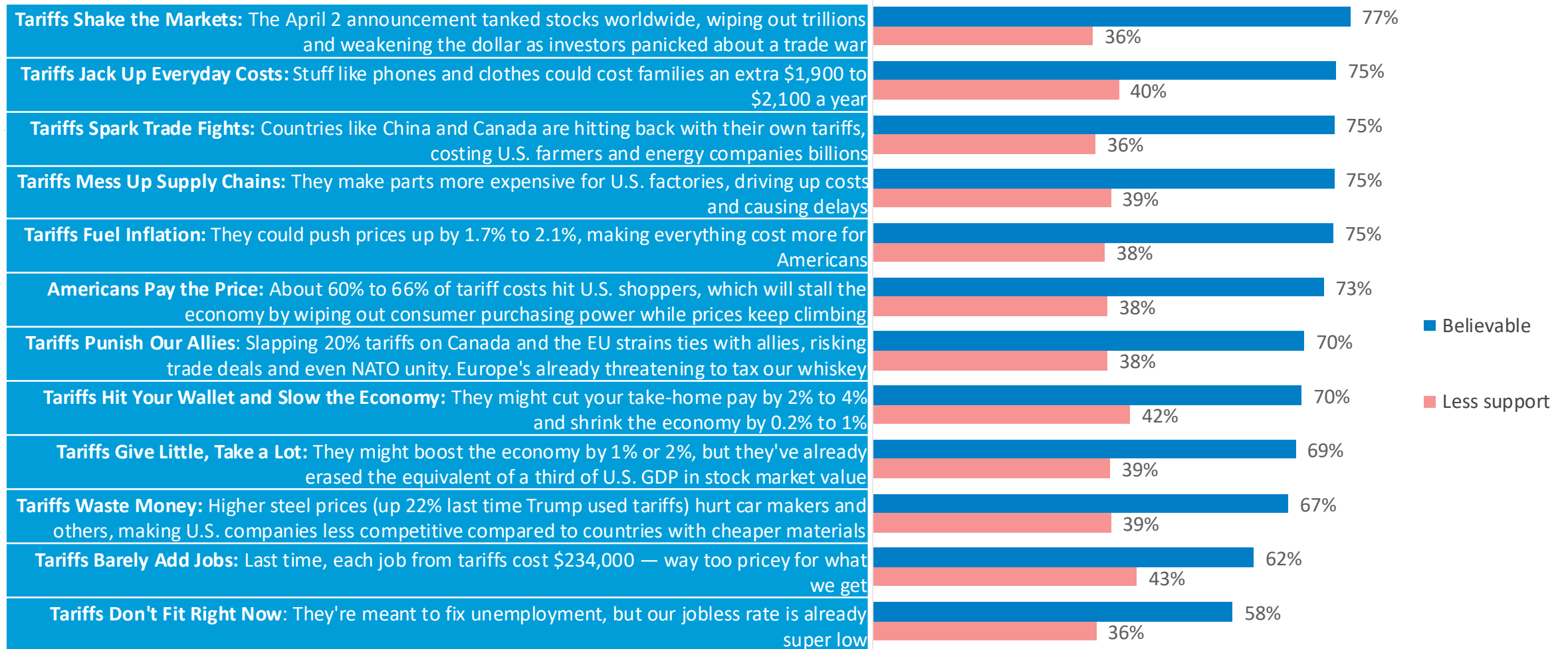
**Top 3 bolded*

TRADE0421. Please indicate if you find each of the following statements believable or not believable.

TRADE0422. Does each of the following statements make you more or less likely to support tariffs or does it not make a difference?

VOTERS GENERALLY SEE THE ANTI-TARIFF STATEMENTS AS MORE BELIEVABLE BUT LESS MOTIVATING THAN THE POSITIVES

ANTI TARIFF STATEMENTS: BELIEVABILITY AND LESS LIKELY TO SUPPORT



TRADE0431. Please indicate if you find each of the following statements believable or not believable.

TRADE0432. Does each of the following statements make you more or less likely to support tariffs or does it not make a difference?

ACROSS PARTY LINES, EACH NEGATIVE STATEMENT IS SEEN AS BELIEVABLE, WHILE ‘BARELY ANY JOBS’ FOR DEMS AND ‘HIT YOUR WALLET’ FOR INDS HAVE THE MOST IMPACT ON TARIFF SUPPORT

ANTI TARIFF STATEMENTS: BELIEVABILITY AND LESS LIKELY TO SUPPORT BY PARTY

Column %	Believable			Less likely to support		
	DEM	GOP	IND/OTH	DEM	GOP	IND/OTH
Americans Pay the Price	79%	67%	73%	37%	32%	45%
Tariffs Don't Fit Right Now	70%	51%	54%	44%	31%	34%
Tariffs Barely Add Jobs	75%	53%	57%	49%	38%	41%
Tariffs Shake the Markets	77%	79%	76%	40%	28%	39%
Tariffs Waste Money	78%	59%	65%	44%	33%	39%
Tariffs Give Little, Take a Lot	75%	63%	67%	46%	28%	41%
Tariffs Mess Up Supply Chains	83%	67%	75%	46%	29%	43%
Tariffs Spark Trade Fights	80%	70%	74%	43%	28%	37%
Tariffs Hit Your Wallet and Slow the Economy	78%	65%	66%	45%	32%	49%
Tariffs Jack Up Everyday Costs	82%	73%	70%	46%	31%	42%
Tariffs Fuel Inflation	80%	71%	74%	46%	30%	39%
Tariffs Punish Our Allies	76%	64%	70%	48%	27%	41%

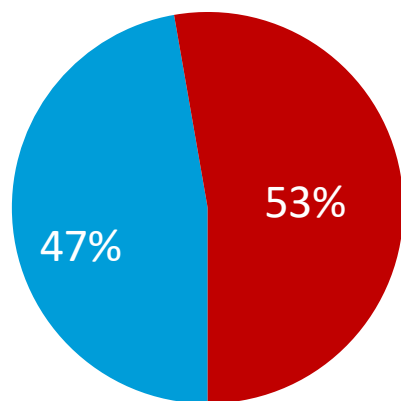
**Top 3 bolded*

TRADE0431. Please indicate if you find each of the following statements believable or not believable.

TRADE0432. Does each of the following statements make you more or less likely to support tariffs or does it not make a difference?

AFTER READING EACH SET OF ARGUMENTS, A SMALL MAJORITY OF VOTERS OPPOSE TRUMP'S TARIFFS – DRIVEN BY PARTISANSHIP

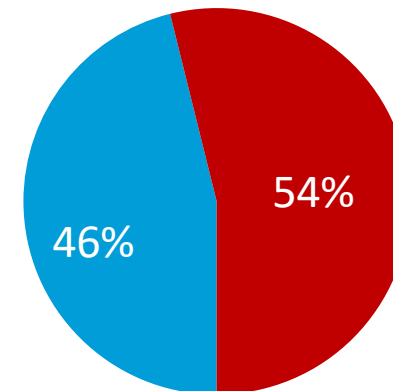
Do you support or oppose the Trump administration's tariff program?
 (After reading PRO Tariff statements)



■ Support ■ Oppose

Column %	DEM	GOP	IND/OTH
Support	18%	81%	40%
Oppose	82%	19%	60%

Do you support or oppose the Trump administration's tariff program?
 (After reading ANTI Tariff statements)



■ Support ■ Oppose

Column %	DEM	GOP	IND/OTH
Support	18%	80%	38%
Oppose	82%	20%	62%

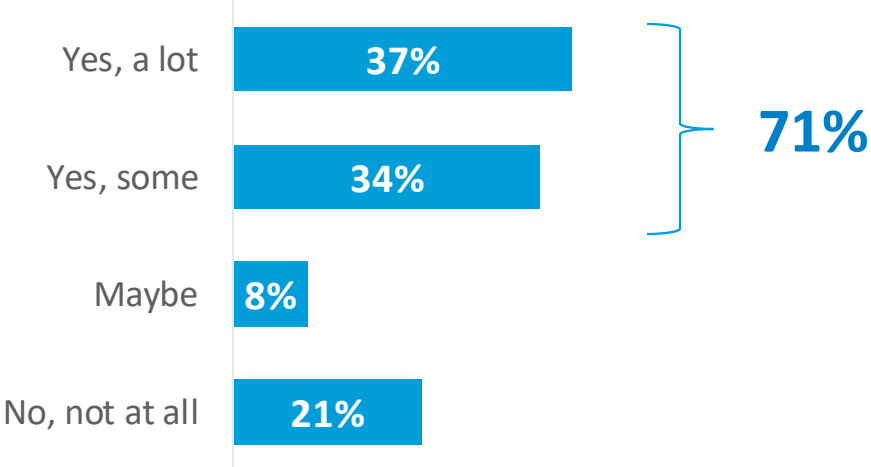
TRADE0423. Do you support or oppose the Trump administration's tariff program?

TRADE0433. Do you support or oppose the Trump administration's tariff program?

STOCK MARKET

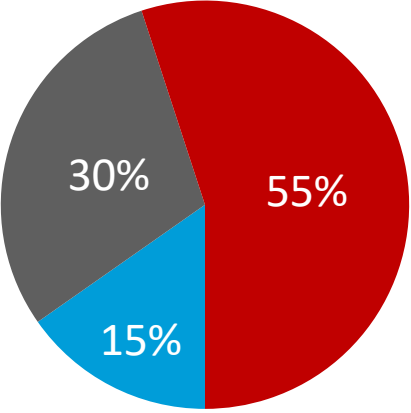
MOST VOTERS ARE PAYING ATTENTION TO THE STOCK MARKET NEWS, AND SAY THE TRENDS ARE BROADLY NEGATIVE

Have you seen any news related to the stock market in the past week?



Column %	DEM	GOP	IND/OTH
Yes, a lot	39%	40%	32%
Yes, some	32%	36%	33%
Maybe	8%	7%	9%
No, not at all	20%	17%	25%

How would you describe the recent trends of the stock market?



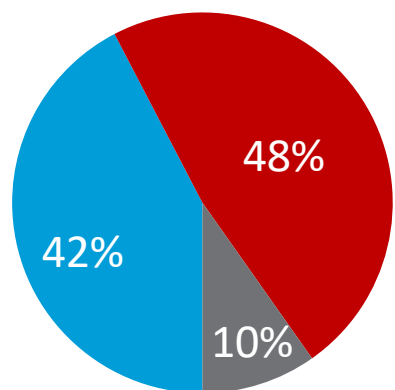
- Broadly positive, increasing
- Broadly neutral, staying the same
- Broadly negative, decreasing

Column %	DEM	GOP	IND/OTH
Broadly positive, increasing	10%	24%	11%
Broadly neutral, staying the same	22%	35%	31%
Broadly negative, decreasing	67%	40%	58%

SM0401: Have you seen any news related to the stock market in the past week?
 SM0402: How would you describe the recent trends of the stock market?

OVER 2 IN 5 REPORT HAVING RETIREMENT ACCOUNTS INVESTED IN THE STOCK MARKET, AND NEARLY 1 IN 4 SAY THEY HAVE A PENSION INVESTED IN STOCKS

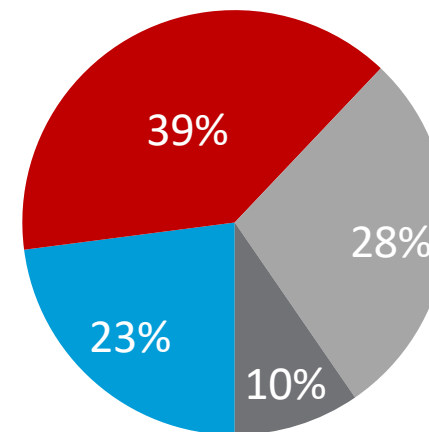
Do you have investments in a private retirement account, like an IRA, that is invested in the stock market?



■ Yes ■ No ■ I don't know

Column %	DEM	GOP	IND/OTH
Yes	43%	46%	38%
No	48%	48%	48%
I don't know	9%	6%	14%

Is your pension invested in the stock market?



■ Yes ■ No ■ I do not have a pension associated with my job ■ I don't know

Column %	DEM	GOP	IND/OTH
Yes	25%	25%	19%
No	40%	43%	34%
I do not have a pension associated with my job	26%	26%	33%
I don't know	9%	6%	14%

SM0403: Do you have investments in a private retirement account, like an IRA, that is invested in the stock market?

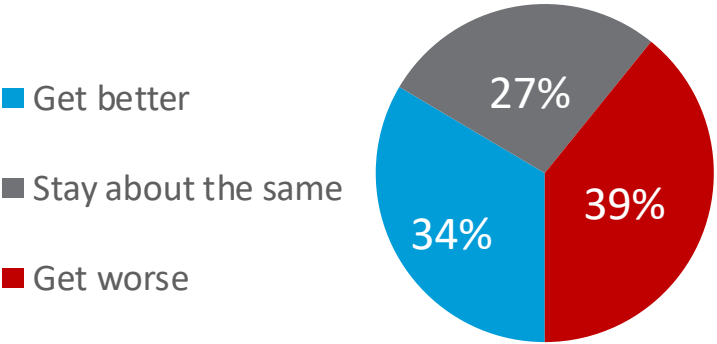
SM0404: Is your pension invested in the stock market?

REGARDLESS OF WHETHER VOTERS SAW MORE INFORMATION ABOUT THE BEAR MARKET, A PLURALITY OF VOTERS ARE PESSIMISTIC ABOUT THE U.S. ECONOMY OVER THE NEXT YEAR

The S&P 500, an index that tracks the performance of the stock market, entered a "Bear Market" for a short time on April 7th which is when an index declines by 20% or more in a two-month period. This decline began immediately after President Trump's implementation of reciprocal/tit-for-tat tariffs on imports from every country in the world on April 2nd, 2025. Many have argued that if tariffs were lifted by the United States, further economic decline could be prevented, and the market may recover quickly.

Given this information, in the next 12 months do you expect the economy, in the country as a whole, to get better, stay about the same, or get worse?

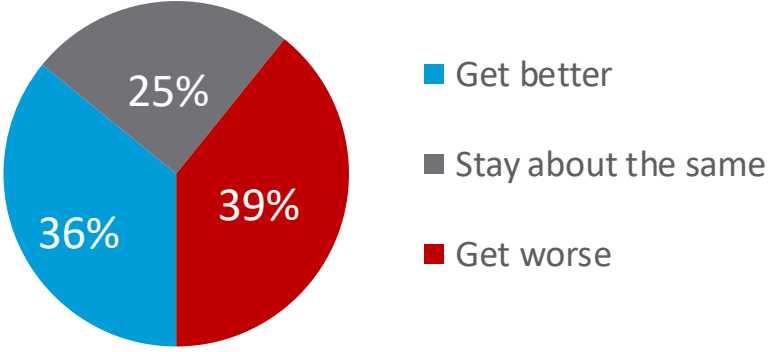
Split A (aided)



Column %	DEM	GOP	IND/OTH
Get better	19%	56%	23%
Stay about the same	21%	31%	29%
Get worse	60%	14%	48%

In the next 12 months do you expect the economy, in the country as a whole, to get better, stay about the same, or get worse?

Split B (unaided)

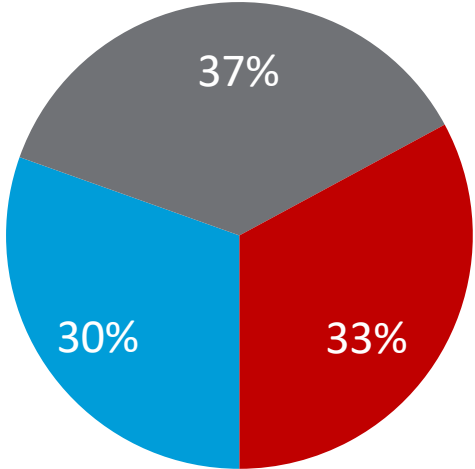


Column %	DEM	GOP	IND/OTH
Get better	17%	59%	32%
Stay about the same	23%	25%	26%
Get worse	60%	15%	42%

The S&P 500, an index that tracks the performance of the stock market, entered a "Bear Market" for a short time on April 7th which is when an index declines by 20% or more in a two-month period. This decline began immediately after President Trump's implementation of reciprocal/tit-for-tat tariffs on imports from every country in the world on April 2nd, 2025. Many have argued that if tariffs were lifted by the United States, further economic decline could be prevented, and the market may recover quickly.
SM0405: Given this information, in the next 12 months do you expect the economy, in the country as a whole, to get better, stay about the same, or get worse?
SM0406: In the next 12 months do you expect the economy, in the country as a whole, to get better, stay about the same, or get worse?

VOTERS ARE SPLIT ON HOW THEIR PERSONAL FINANCES WILL CHANGE IN THE FUTURE AND ON WHETHER TARIFFS SHOULD BE REMOVED OR MAINTAINED

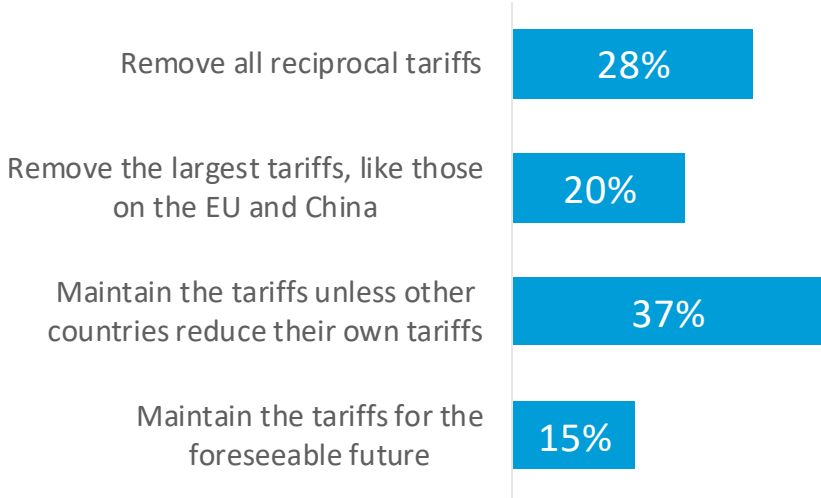
How do you expect your personal financial situation to change? Do you expect it to get better, stay about the same, or get worse?



■ Get better ■ Stay about the same ■ Get worse

Column %	DEM	GOP	IND/OTH
Get better	18%	46%	26%
Stay about the same	33%	37%	39%
Get worse	49%	16%	35%

What do you think the United States should do with its tariff policy?

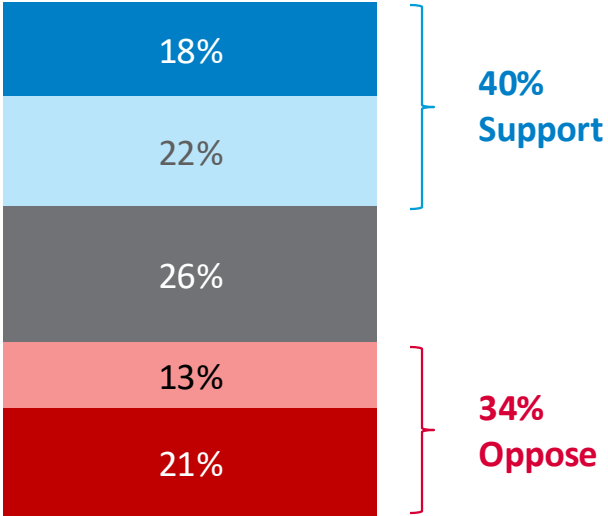


Column %	DEM	GOP	IND/OTH
Remove all reciprocal tariffs	46%	12%	28%
Remove the largest tariffs, like those on the EU and China	27%	16%	18%
Maintain the tariffs unless other countries reduce their own tariffs	18%	52%	39%
Maintain the tariffs for the foreseeable future	9%	20%	15%

SM7: How do you expect your personal financial situation to change? Do you expect it to get better, stay about the same, or get worse?
 SM8: What do you think the United States should do with its tariff policy?

40% ARE IN FAVOR OF THE RECIPROCAL TARIFFS, WHILE 34% OPPOSE

In general, are you in favor of or against these reciprocal tariffs?



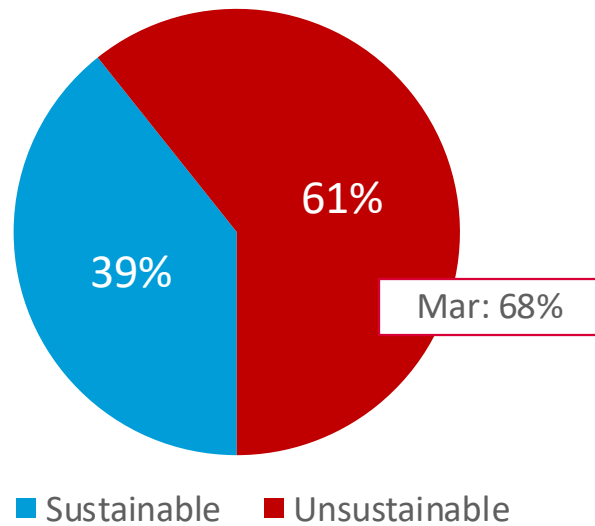
- Strongly support ■ Somewhat support
- Neither support nor oppose ■ Somewhat oppose
- Strongly oppose

Column %	DEM	GOP	IND/OTH
Support (NET)	21%	67%	30%
Neither support nor oppose	25%	22%	32%
Oppose (NET)	54%	11%	38%

DOGE & GOVERNMENT CUTS

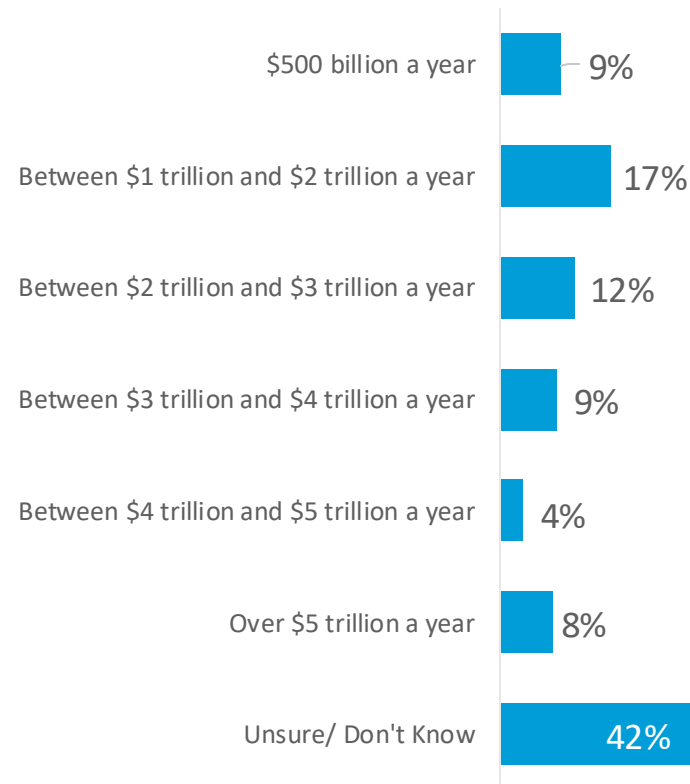
MOST VOTERS SAY THE FEDERAL GOVT'S DEBT IS UNSUSTAINABLE, THOUGH LESS THAN LAST MONTH. THERE IS NO CONSENSUS ON HOW MUCH EXPENDITURE NEEDS TO BE CUT.

Do you believe the current level of U.S. federal government debt is sustainable or unsustainable?



Column %	DEM	GOP	IND/OTH
Sustainable	38%	49%	30%
Unsustainable	62%	51%	70%

How much government expenditure do we need to cut to start cutting down the federal debt?



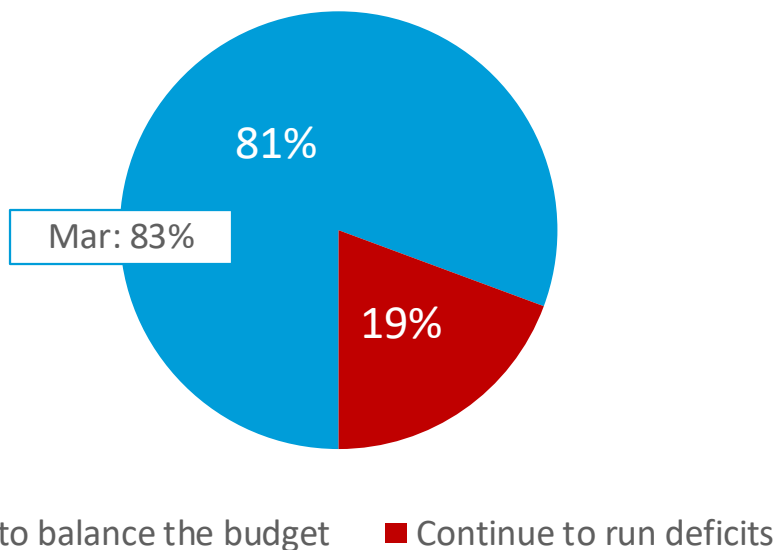
Column %	DEM	GOP	IND/OTH
\$500 billion a year	12%	10%	6%
Between \$1 trillion and \$2 trillion a year	13%	21%	17%
Between \$2 trillion and \$3 trillion a year	10%	15%	9%
Between \$3 trillion and \$4 trillion a year	8%	11%	7%
Between \$4 trillion and \$5 trillion a year	3%	3%	5%
Over \$5 trillion a year	6%	10%	8%
Unsure/ Don't Know	50%	29%	48%

DOGE1. Do you believe the current level of U.S. federal government debt is sustainable or unsustainable?

DOGE12. How much government expenditure do we need to start cutting down the federal debt?

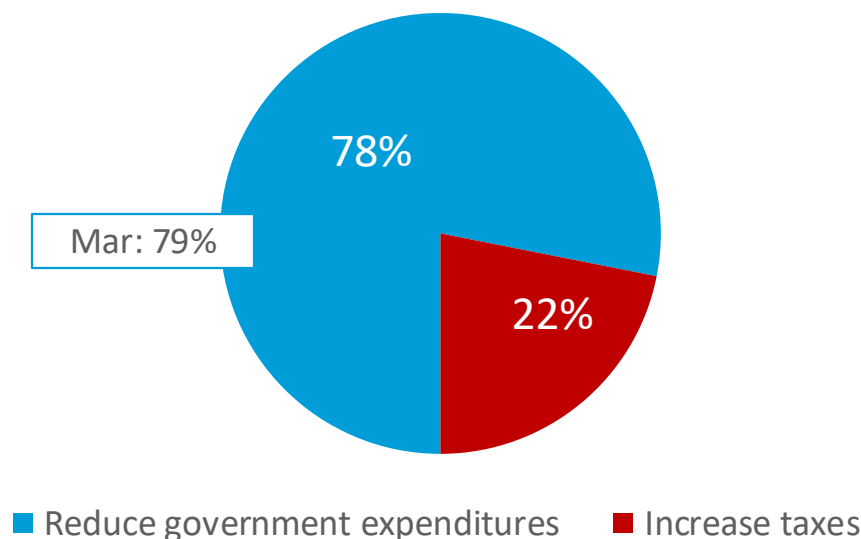
VOTERS WIDELY AGREE THE GOV'T SHOULD WORK TO BALANCE THE BUDGET AND REDUCE EXPENDITURE

Do you think the U.S. government should move in the next few years to balance the budget or is that unrealistic and it should continue to run significant deficits?



Column %	DEM	GOP	IND/OTH
Move to balance the budget	78%	89%	74%
Continue to run deficits	22%	11%	26%

To reduce the budget deficits do you think we mostly need to reduce government expenditures or to increase taxes?



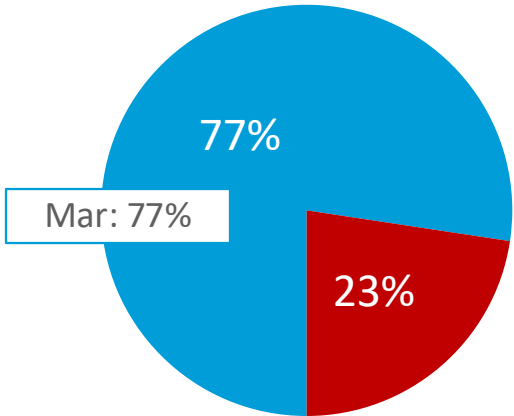
Column %	DEM	GOP	IND/OTH
Reduce government expenditures	71%	86%	77%
Increase taxes	29%	14%	23%

DOGE2. Do you think the U.S. government should move in the next few years to balance the budget or is that unrealistic and it should continue to run significant deficits?

DOGE3. To reduce the budget deficits do you think we mostly need to reduce government expenditures or to increase taxes?

MOST VOTERS SAY THE U.S. NEEDS A FULL EXAMINATION OF GOV'T EXPENDITURES, AND FEEL THE EXPENSES ARE FILLED WITH WASTE

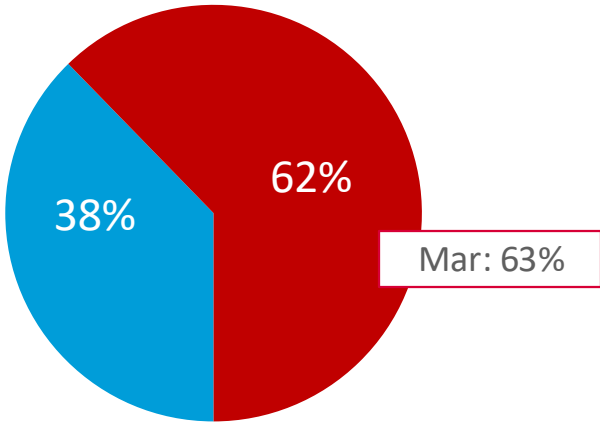
Do you think that we are in need of a full examination of all government expenditures, or should we not get in the way of current contracts and expenditures?



- Need a full examination of government expenditures
- Should not get in the way of current contracts and expenditures

Column %	DEM	GOP	IND/OTH
Need a full examination of government expenditures	68%	88%	75%
Should not get in the way of current contracts and expenditures	32%	12%	25%

Do you think that the government expenditures are basically fair and reasonable, or do you think they are filled with waste, fraud and inefficiency?



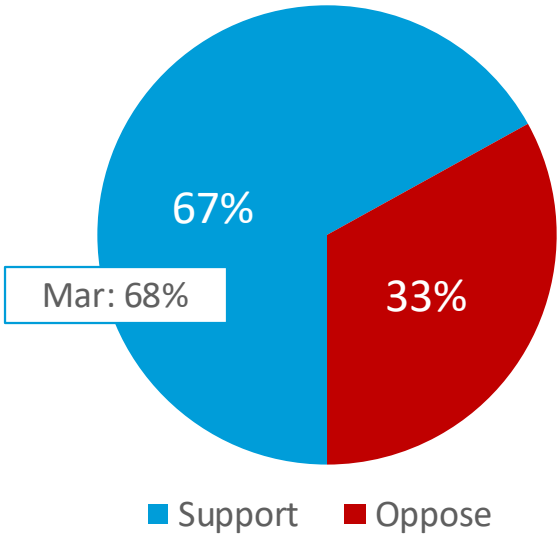
- Fair and reasonable
- Filled with waste, fraud and inefficiency

Column %	DEM	GOP	IND/OTH
Fair and reasonable	47%	33%	33%
Filled with waste, fraud and inefficiency	53%	67%	67%

DOGE4. Do you think that we are in need of a full examination of all government expenditures, or should we not get in the way of current contracts and expenditures?
 DOGE5. Do you think that the government expenditures are basically fair and reasonable, or do you think they are filled with waste, fraud and inefficiency?

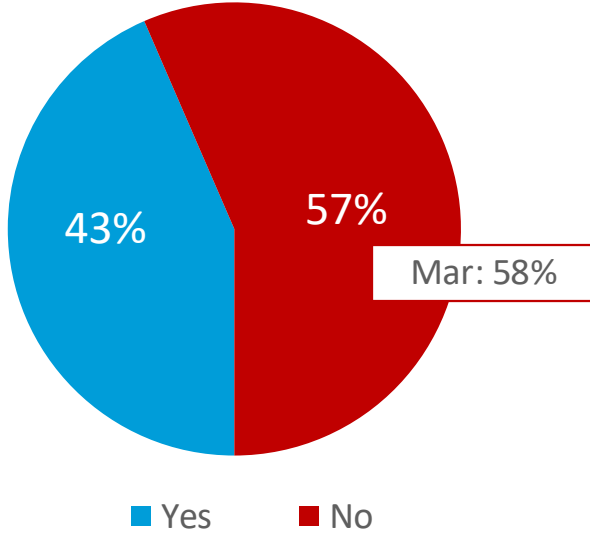
2 IN 3 VOTERS SUPPORT CUTTING \$1T IN EXPENSES, BUT REMAIN PESSIMISTIC ON MUSK AND DOGE’S ABILITY TO HIT THIS GOAL

Do you support or oppose the goal of cutting \$1 trillion of government expenditures?



Column %	DEM	GOP	IND/OTH
Support	50%	87%	63%
Oppose	50%	13%	37%

Do you think Elon Musk and DOGE will be able to hit this goal by the end of the year or not?

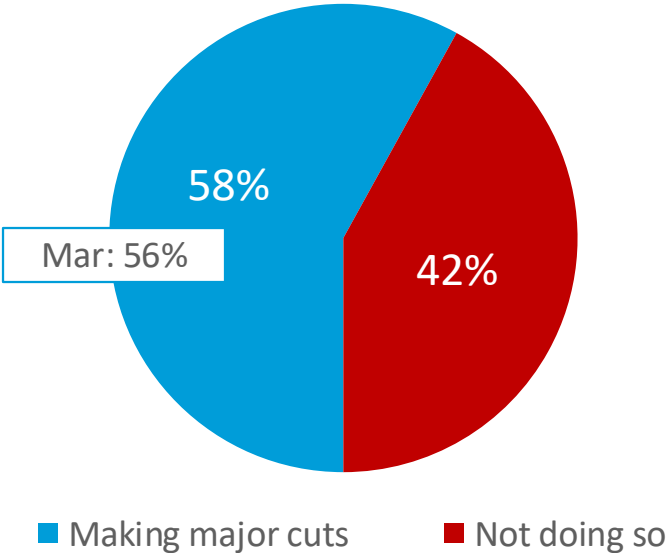


Column %	DEM	GOP	IND/OTH
Yes	22%	70%	36%
No	78%	30%	64%

DOGE5A. Do you support or oppose the goal of cutting \$1 trillion of government expenditures?
DOGE13. Do you think Elon Musk and DOGE will be able to hit this goal by the end of the year or not?

NEVERTHELESS, MOST VOTERS BELIEVE DOGE AND MUSK ARE HELPING TO MAKE MAJOR GOV'T CUTS

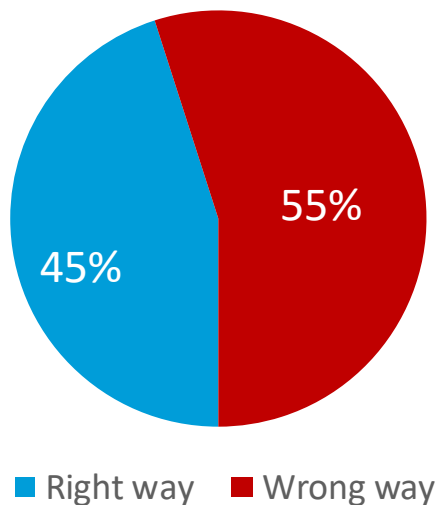
Do you think the so-called Department of Government Efficiency (DOGE) led by Elon Musk is helping make major cuts in government expenditures, or not?



Column %	DEM	GOP	IND/OTH
Making major cuts	40%	79%	53%
Not doing so	60%	21%	47%

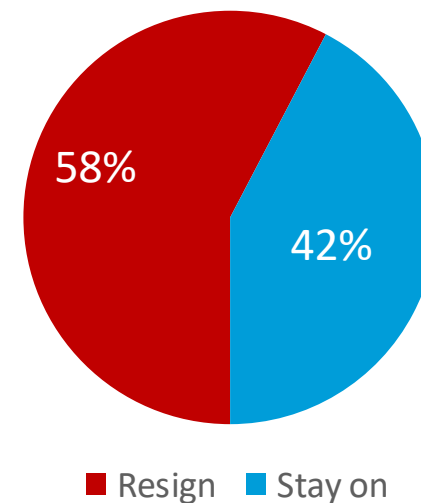
A SMALL MAJORITY OF VOTERS SAY MUSK AND DOGE HAVE GONE ABOUT THE CUTS THE WRONG WAY AND FEEL MUSK SHOULD RESIGN AFTER HIS SPECIAL EMPLOYEE STATUS IS OVER

Do you think Elon Musk and DOGE have gone about making cuts to government expenses the right way or the wrong way so far?



Column %	DEM	GOP	IND/OTH
Right way	21%	74%	38%
Wrong way	79%	26%	62%

Should Elon Musk resign from DOGE after his 180 day/6-month special government employee status is up for renewal or should he stay on?



Column %	DEM	GOP	IND/OTH
Resign	81%	35%	58%
Stay on	19%	65%	42%

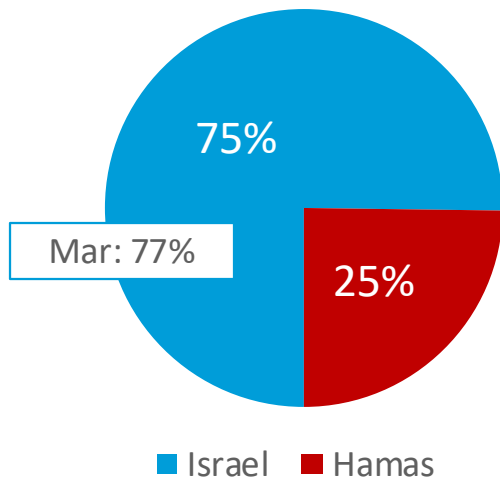
DOGE0408: Do you think Elon Musk and DOGE have gone about making cuts to government expenses the right way or the wrong way so far?

DOGE0409: Should Elon Musk resign from DOGE after his 180 day/6-month special government employee status is up for renewal or should he stay on?

MIDDLE EAST

A STRONG MAJORITY OF VOTERS CONTINUE TO SUPPORT ISRAEL OVER HAMAS AND AGREE HAMAS MUST RELEASE ALL THE HOSTAGES

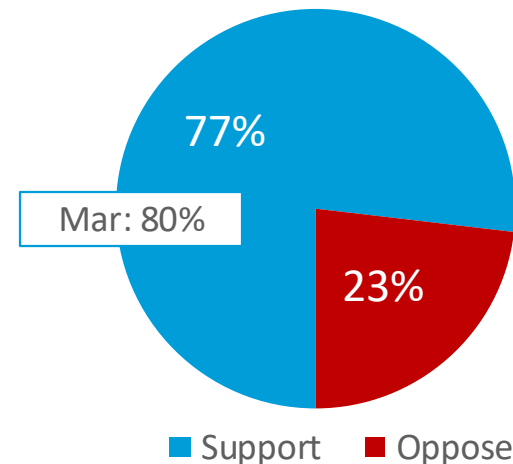
In the Israel-Hamas conflict, do you support more Israel or more Hamas?



Column %	DEM	GOP	IND/OTH
Israel	71%	81%	74%
Hamas	29%	19%	26%

Column %	18-24	25-34	35-44	45-54	55-64	65+
Israel	49%	62%	63%	75%	88%	93%
Hamas	51%	38%	37%	25%	12%	7%

Do you support or oppose the position that Hamas must release all remaining hostages without any conditions or face serious consequences?



Column %	DEM	GOP	IND/OTH
Support	73%	86%	71%
Oppose	27%	14%	29%

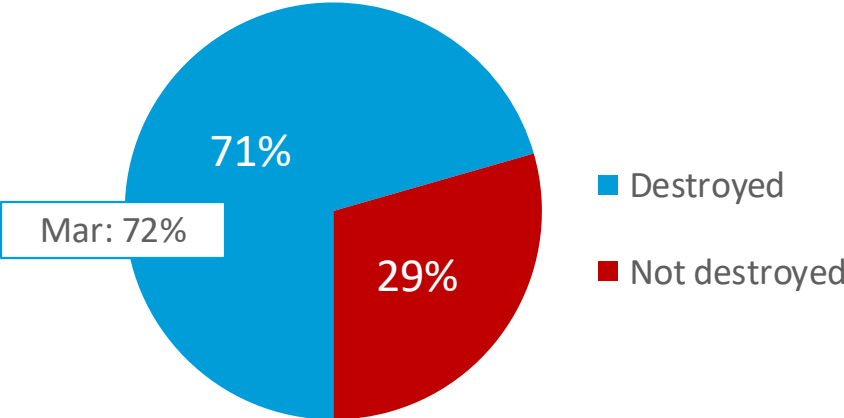
Column %	18-24	25-34	35-44	45-54	55-64	65+
Support	65%	69%	71%	76%	80%	89%
Oppose	35%	31%	29%	24%	20%	11%

ISR_LEGACY. In the Israel-Hamas conflict, do you support more Israel or more Hamas?

ISR1. Do you support or oppose the position that Hamas must release all remaining hostages without any conditions or face serious consequences?

MOST VOTERS ALSO AGREE IRAN'S NUCLEAR WEAPONS SHOULD BE DESTROYED

Do you think that the nuclear weapons facilities of Iran should be destroyed or should they not be destroyed?

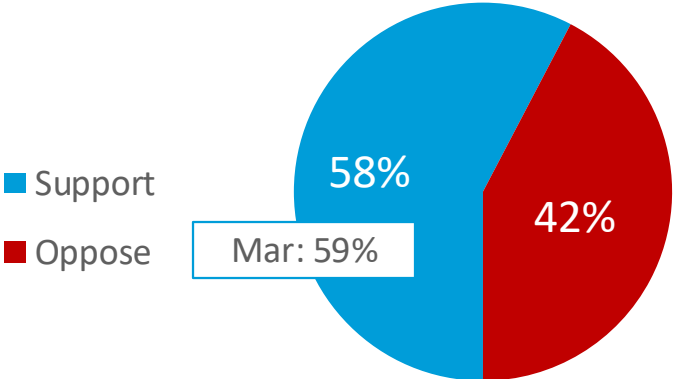


Column %	DEM	GOP	IND/OTH
Destroyed	66%	80%	65%
Not destroyed	34%	20%	35%

Column %	18-24	25-34	35-44	45-54	55-64	65+
Destroyed	51%	57%	66%	74%	79%	82%
Not destroyed	49%	43%	34%	26%	21%	18%

MOST VOTERS FEEL THE U.S. SHOULD SUPPORT ISRAELI STRIKES ON IRAN'S NUCLEAR FACILITIES IF THEY WERE TO HAPPEN, BUT ARE SPLIT ON TRUMP'S HANDLING OF THE CONFLICT

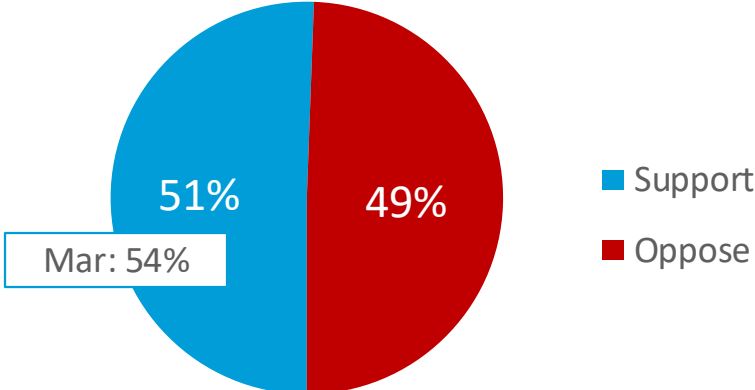
Do you think that the U.S. should support Israel in airstrikes to destroy Iran's nuclear weapons facilities or should the U.S. not offer any support for such a mission?



Column %	DEM	GOP	IND/OTH
Support	45%	73%	54%
Oppose	55%	27%	46%

Column %	18-24	25-34	35-44	45-54	55-64	65+
Support	50%	55%	56%	59%	59%	61%
Oppose	50%	45%	44%	41%	41%	39%

Do you support or oppose Donald Trump's handling of the Israeli-Hamas conflict so far?



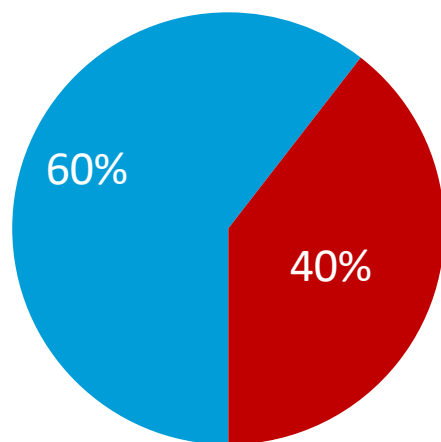
Column %	DEM	GOP	IND/OTH
Support	24%	78%	47%
Oppose	76%	22%	53%

Column %	18-24	25-34	35-44	45-54	55-64	65+
Support	36%	45%	52%	55%	53%	53%
Oppose	64%	55%	48%	45%	47%	47%

ISRS. Do you think that the U.S. should support Israel in airstrikes to destroy Iran's nuclear weapons facilities or should the U.S. not offer any support for such a mission?
ISR0201xFeb25. Do you support or oppose Donald Trump's handling of the Israeli-Hamas conflict so far?

A MAJORITY OF VOTERS SUPPORT TRUMP OPENING NEGOTIATIONS WITH IRAN, THOUGH A PLURALITY FEEL THIS WILL LEAD NOWHERE

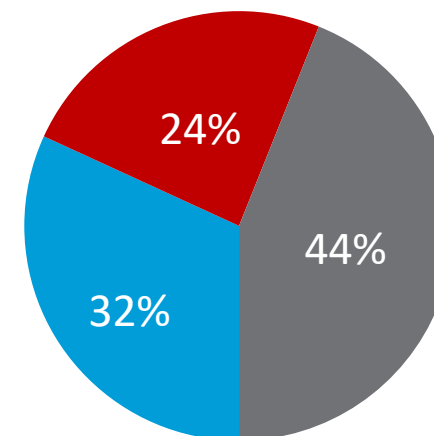
Do you support or oppose President Trump opening negotiations with Iran directly over their nuclear weapons?



■ Support ■ Oppose

Column %	DEM	GOP	IND/OTH
Support	43%	80%	58%
Oppose	57%	20%	42%

Do you think that these negotiations between the U.S. and Iran will lead to a good deal, a bad deal, or no deal at all?



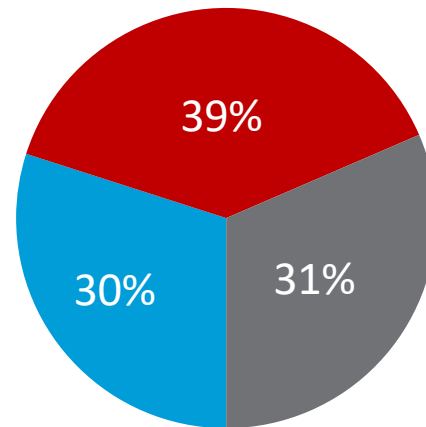
■ Good deal ■ Bad deal ■ No deal at all

Column %	DEM	GOP	IND/OTH
Good deal	19%	50%	25%
Bad deal	36%	13%	25%
No deal at all	46%	37%	49%

IRAN0401. Do you support or oppose President Trump opening negotiations with Iran directly over their nuclear weapons?
 IRAN0402. Do you think that these negotiations between the U.S. and Iran will lead to a good deal, a bad deal, or no deal at all?

VOTERS ARE MORE LIKELY TO SAY OBAMA'S 2016 U.S.-IRAN NUCLEAR AGREEMENT WAS NOT SUCCESSFUL

In your view, was the previous U.S.-Iran Nuclear deal negotiated by the Obama administration in 2016 successful or not?



■ Successful ■ Not successful ■ Unsure/ Don't Know

Column %	DEM	GOP	IND/OTH
Successful	40%	26%	24%
Not successful	25%	50%	40%
Unsure/ Don't Know	35%	24%	37%