

HARVARD CAPS HARRIS POLL



Field Dates: February 19-20, 2025



SURVEY METHOD

This survey was conducted online within the United States on **February 19-20, 2025 among 2,443 registered voters** by **The Harris Poll and HarrisX**.

Respondents for this poll are recruited through opt-in, web-panel recruitment sampling. Recruitment occurs through a broad variety of professional, validated respondent panels to expand the sampling frame as wide as possible and minimize the impact of any given panel on recruiting methods.

Results are weighted for age within gender, region, race/ethnicity, marital status, household size, income, employment, education, political party, and political ideology where necessary to align them with their actual proportions in the population. Propensity score weighting was also used to adjust for respondents' propensity to be online. The margin of error for the total sample is +/- 2.0 pts on a 95% confidence level.

The poll was supervised by pollsters:

Mark Penn (Chairman, The Harris Poll)

Dritan Nesho (CEO, HarrisX)

Stephen Ansolabehere (Professor and CAPS Director Emeritus, Harvard University)

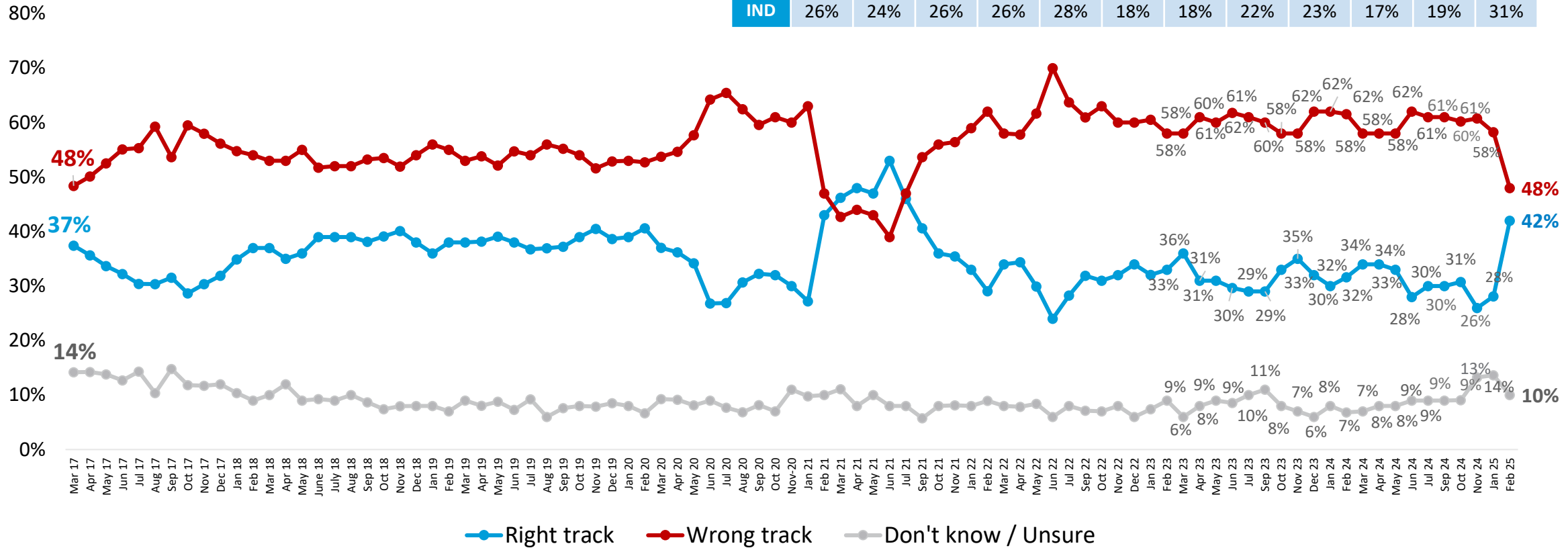
Approval and Mood of Country

VOTERS ARE MORE OPTIMISTIC ABOUT THE DIRECTION OF THE COUNTRY SINCE THE NEW ADMINISTRATION

% Who Say "Right Track"

Country: Right Track / Wrong Track

	01/24	02/24	03/24	04/24	05/24	06/24	07/24	09/24	10/24	11/24	01/25	02/25
GOP	10%	12%	12%	14%	14%	12%	11%	10%	15%	32%	34%	71%
DEM	52%	56%	62%	60%	53%	53%	56%	55%	52%	29%	30%	21%
IND	26%	24%	26%	26%	28%	18%	18%	22%	23%	17%	19%	31%



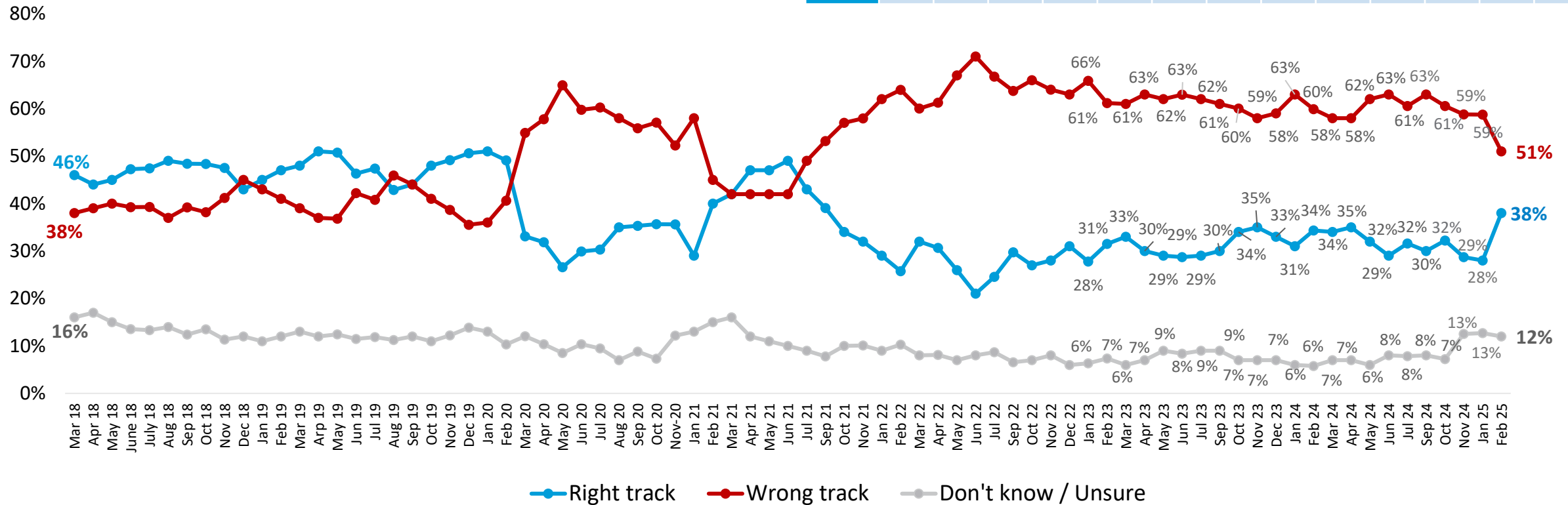
M1. In general, do you think the country is on the right track or is it off on the wrong track?

SIMILARLY, 38% NOW SAY THE ECONOMY IS ON THE RIGHT TRACK, +10PTS ABOVE LAST MONTH

% Who Say "Right Track"

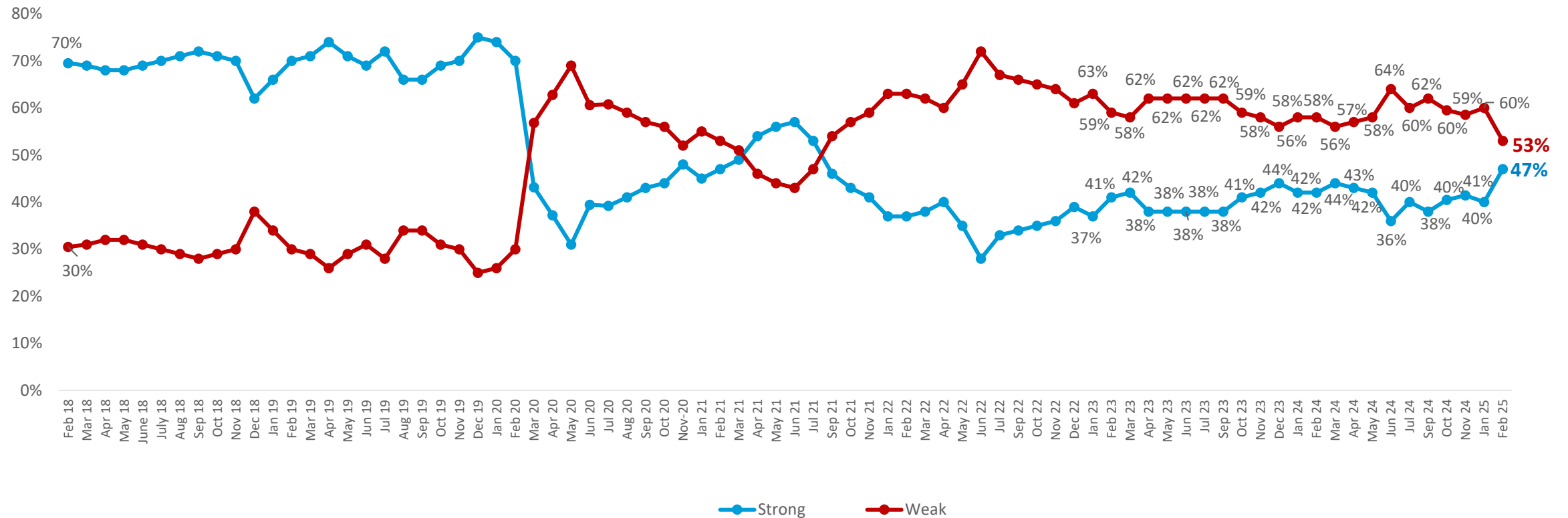
U.S. Economy: Right Track / Wrong Track

	12/23	01/24	02/24	03/24	04/24	05/24	06/24	07/24	09/24	10/24	11/24	01/25	02/25
GOP	14%	11%	14%	12%	14%	13%	9%	11%	9%	13%	28%	30%	63%
DEM	55%	54%	58%	61%	60%	57%	55%	58%	54%	56%	38%	34%	20%
IND	29%	27%	29%	28%	29%	25%	20%	22%	23%	25%	21%	20%	27%



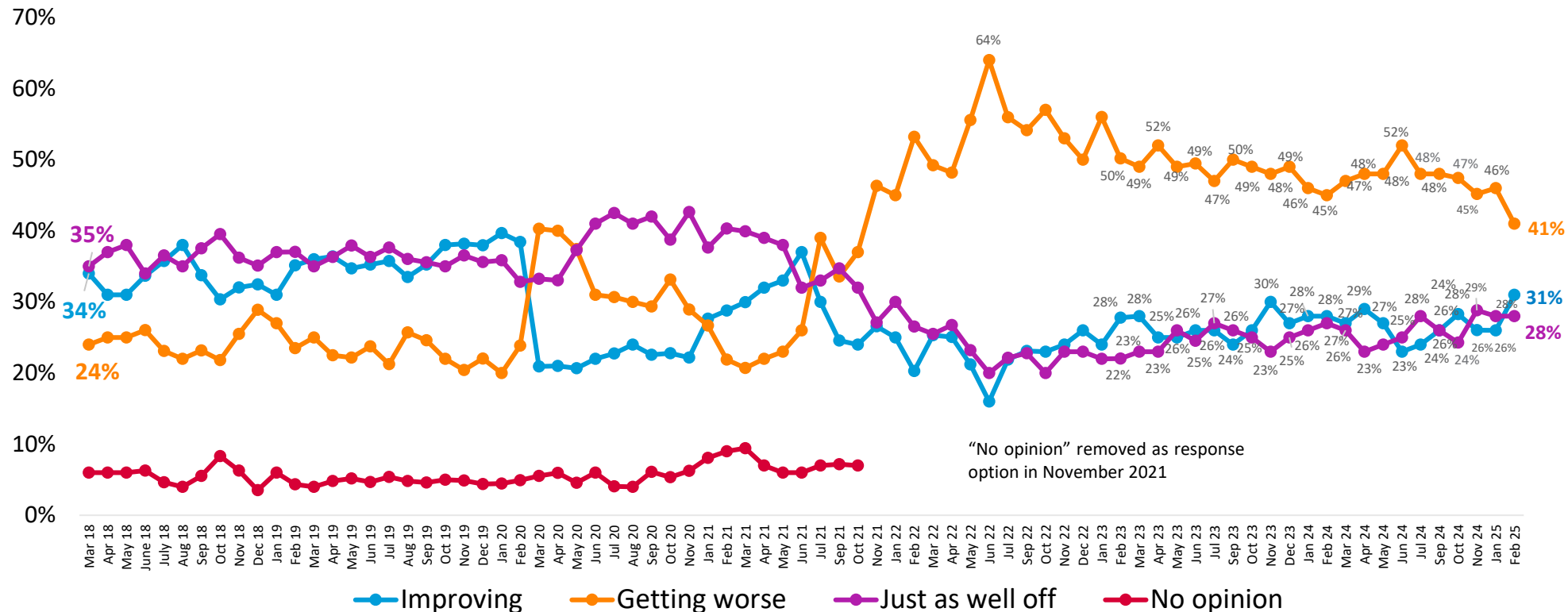
ALMOST 1 IN 2 NOW SAY THE U.S. ECONOMY IS STRONG TODAY, THE HIGHEST IT HAS BEEN SINCE 2021

How strong do you think the U.S. economy is today?



AROUND 3 IN 10 SAY THEIR PERSONAL FINANCIAL SITUATION IS IMPROVING, UP FROM JANUARY

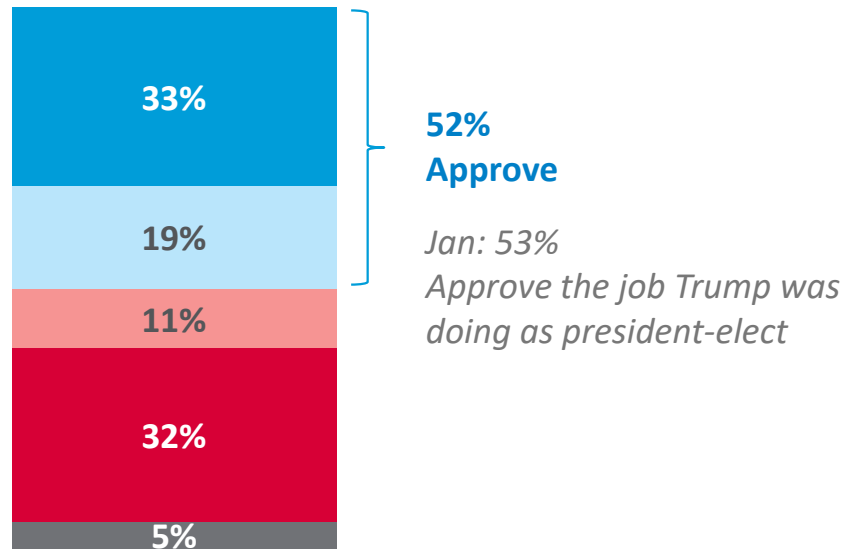
Would you say that your personal financial situation is improving or getting worse?



Row %	Improving	Getting worse
Total	31%	41%
DEM	24%	51%
GOP	45%	27%
IND/OTH	23%	45%
Male	40%	33%
Female	23%	48%
18-24	29%	45%
25-34	35%	44%
35-44	39%	38%
45-54	35%	41%
55-64	28%	42%
65+	22%	37%
White	30%	39%
Black or African American	40%	39%
Hispanic	29%	48%
Asian	35%	40%
Other	20%	46%
Urban	38%	39%
Suburban	29%	42%
Rural	28%	40%

IN HIS FIRST MONTH AS PRESIDENT, TRUMP ENJOYS MAJORITY APPROVAL AT 52%

Do you disapprove or approve of the job Donald J. Trump is doing as President of the United States?



- Strongly approve
- Somewhat approve
- Somewhat disapprove
- Strongly disapprove
- Don't Know/Not Sure

Row %	Approve (NET)	Disapprove (NET)
Total	52%	43%
DEM	18%	78%
GOP	89%	9%
IND/OTH	45%	44%
Male	57%	40%
Female	47%	45%
18-24	40%	50%
25-34	46%	45%
35-44	54%	38%
45-54	57%	39%
55-64	52%	44%
65+	54%	44%
White	56%	40%
Black or African American	33%	59%
Hispanic	50%	43%
Asian	47%	46%
Other	49%	35%
Urban	49%	45%
Suburban	50%	46%
Rural	58%	35%

Question wording changed from "as president-elect" in January 2025

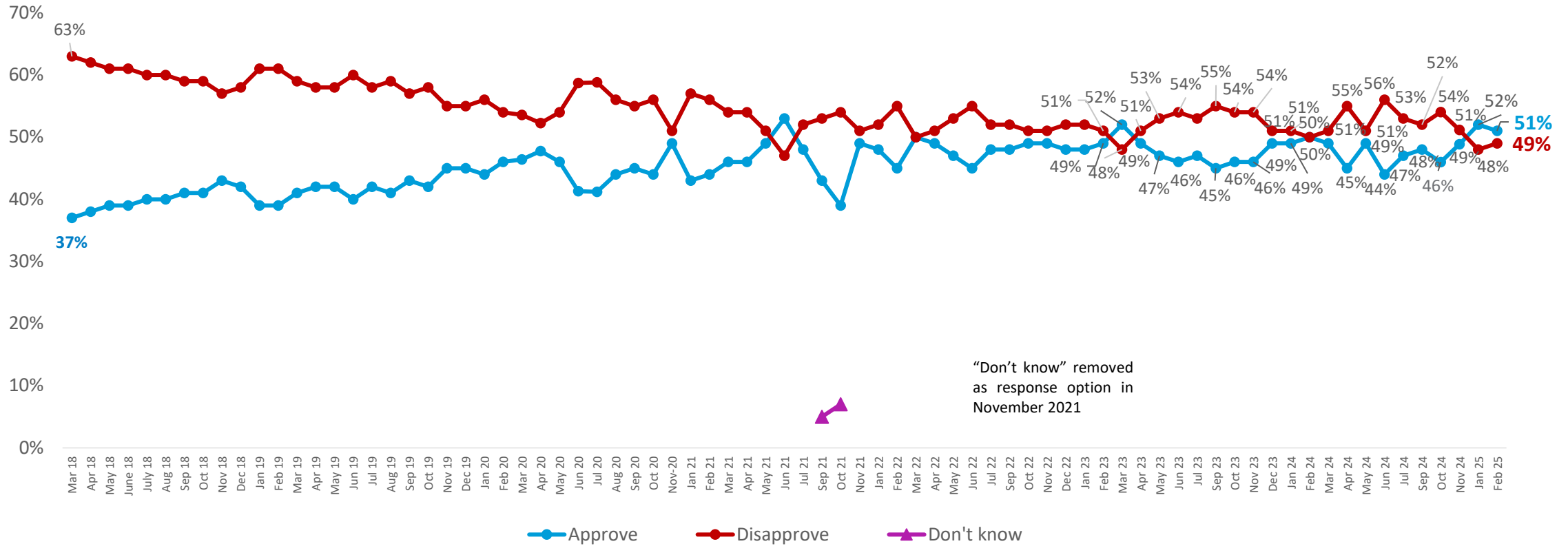
TRUMP IS OUTPERFORMING BIDEN IN PERCEPTIONS OF HANDLING KEY ISSUES, AND HAS MAJORITY APPROVAL ON IMMIGRATION, REDUCING GOVERNMENT COSTS AND RETURNING AMERICA TO ITS VALUES

Approve of Trump on... *(Strongly or Somewhat Approve)*

	Jan 25 (Biden)	Feb 25 (Trump)
The Economy	37%	49%
Immigration	34%	56%
Foreign Affairs	38%	48%
Administering the Gov't	40%	49%
Handling inflation	34%	45%
Reducing the cost of the government		53%
Returning America to its values		53%

GOP APPROVAL STEADY WITH HALF OF VOTERS APPROVING OF HOW THE REPUBLICAN PARTY IS HANDLING ITS JOB

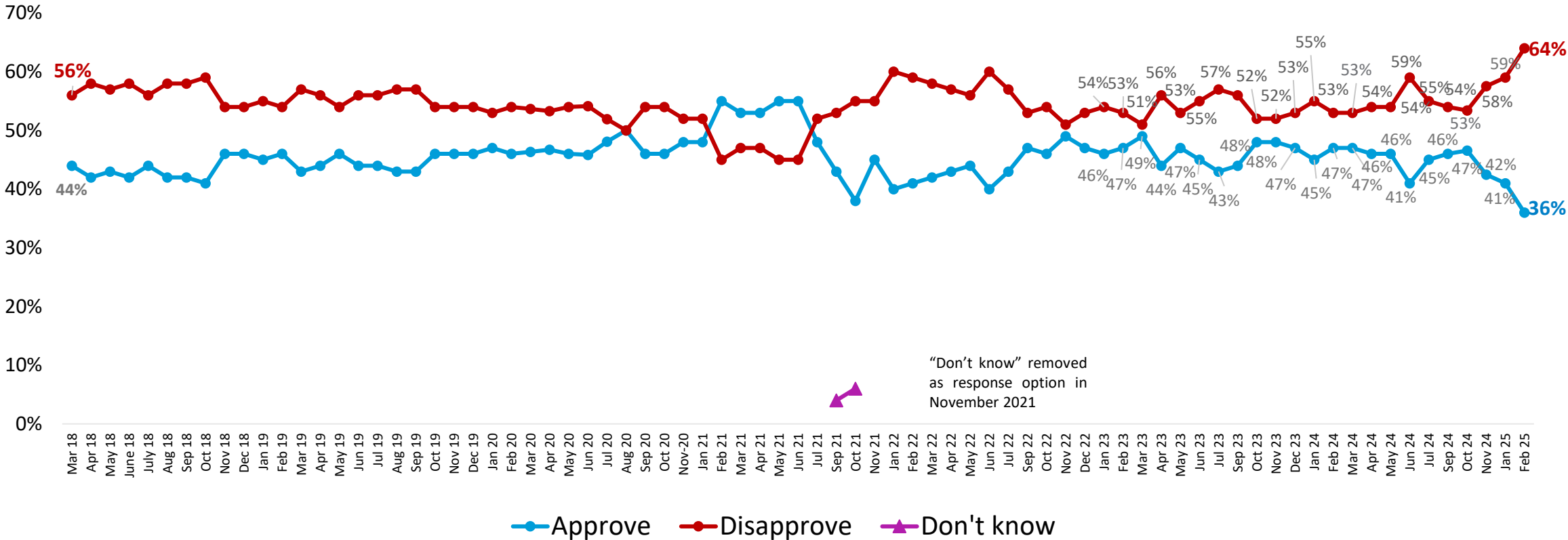
GOP Approval



Column %	Total	DEM	GOP	IND/OTH	Male	Female	18-24	25-34	35-44	45-54	55-64	65+	White	Black or African American	Hispanic	Asian	Other	Urban	Suburban	Rural
Approve (NET)	51%	19%	89%	44%	54%	49%	41%	52%	55%	55%	50%	50%	55%	38%	49%	51%	48%	51%	49%	56%
Disapprove (NET)	49%	81%	11%	56%	46%	51%	59%	48%	45%	45%	50%	50%	45%	62%	51%	49%	52%	49%	51%	44%

MEANWHILE, DEM PARTY APPROVAL HAS SLIPPED TO JUST 36% OF VOTERS APPROVING OF HOW THEY ARE HANDLING THEIR JOB

Democratic Party Approval

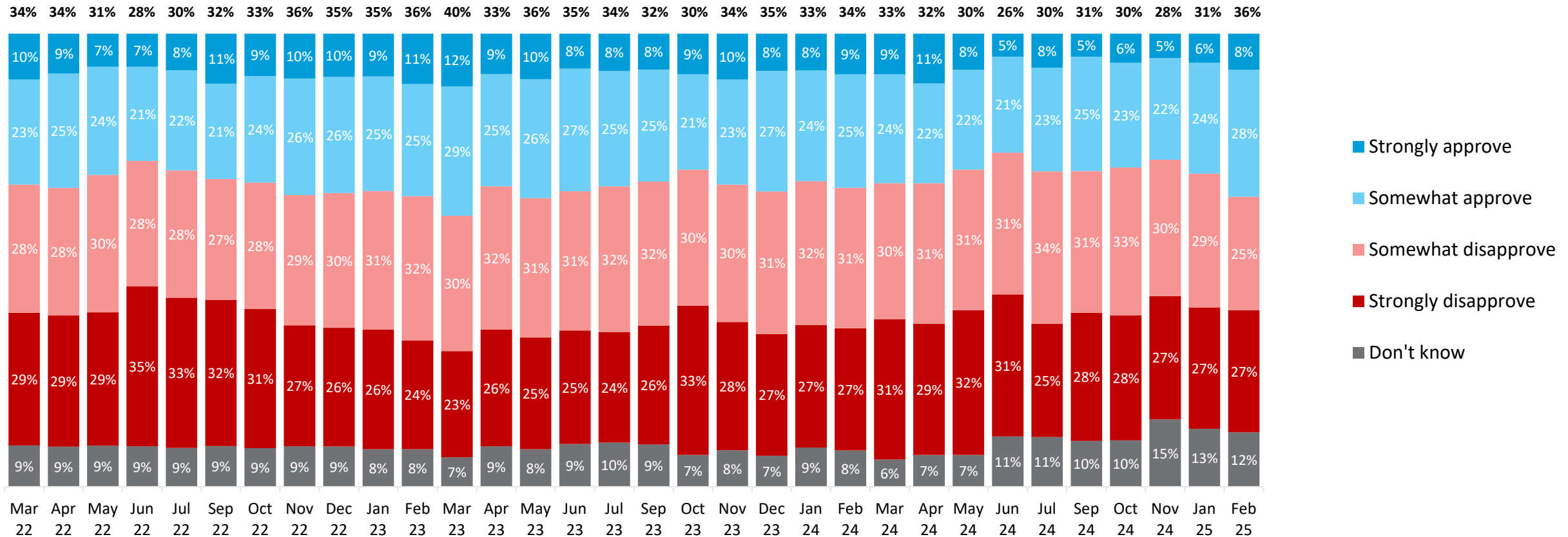


Column %	Total	DEM	GOP	IND/OTH	Male	Female	18-24	25-34	35-44	45-54	55-64	65+	White	Black or African American	Hispanic	Asian	Other	Urban	Suburban	Rural
Approve (NET)	36%	67%	14%	30%	37%	36%	51%	40%	41%	36%	32%	29%	32%	56%	40%	41%	28%	48%	33%	29%
Disapprove (NET)	64%	33%	86%	70%	63%	64%	49%	60%	59%	64%	68%	71%	68%	44%	60%	59%	72%	52%	67%	71%

M5. Do you approve or disapprove of the way the Democratic Party is handling its job?

CONGRESSIONAL APPROVAL IS UP +5PTS TO 36% THIS MONTH

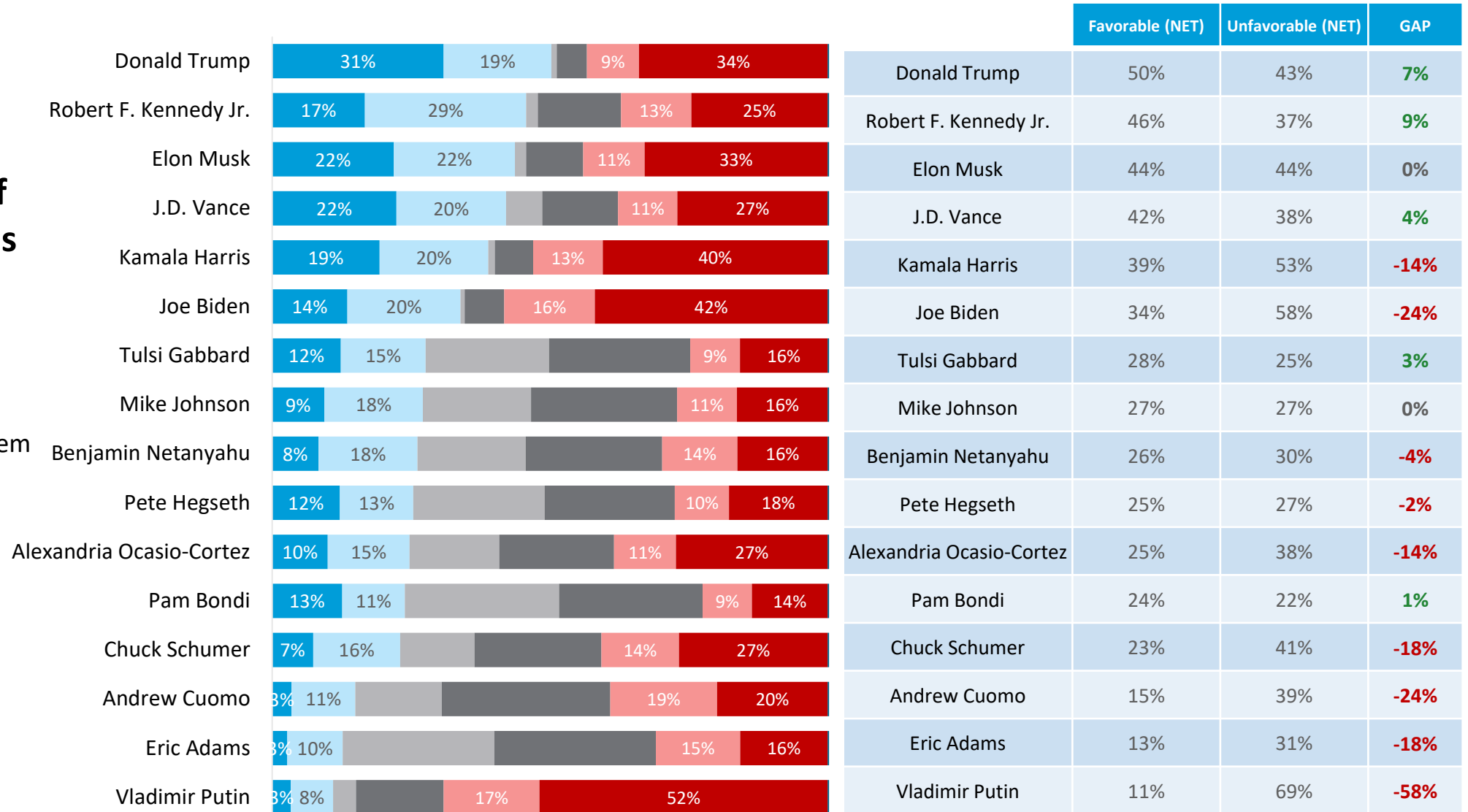
Do you approve or disapprove of the way Congress is doing its job?



RFK JR., TRUMP, VANCE AND GABBARD ALL ENJOY NET FAVORABILITY, WHILE PERCEPTIONS OF KEY DEMS ARE UNDERWATER

Favorability of Political Figures

- Very favorable
- Favorable
- Never heard of them
- No opinion
- Unfavorable
- Very unfavorable

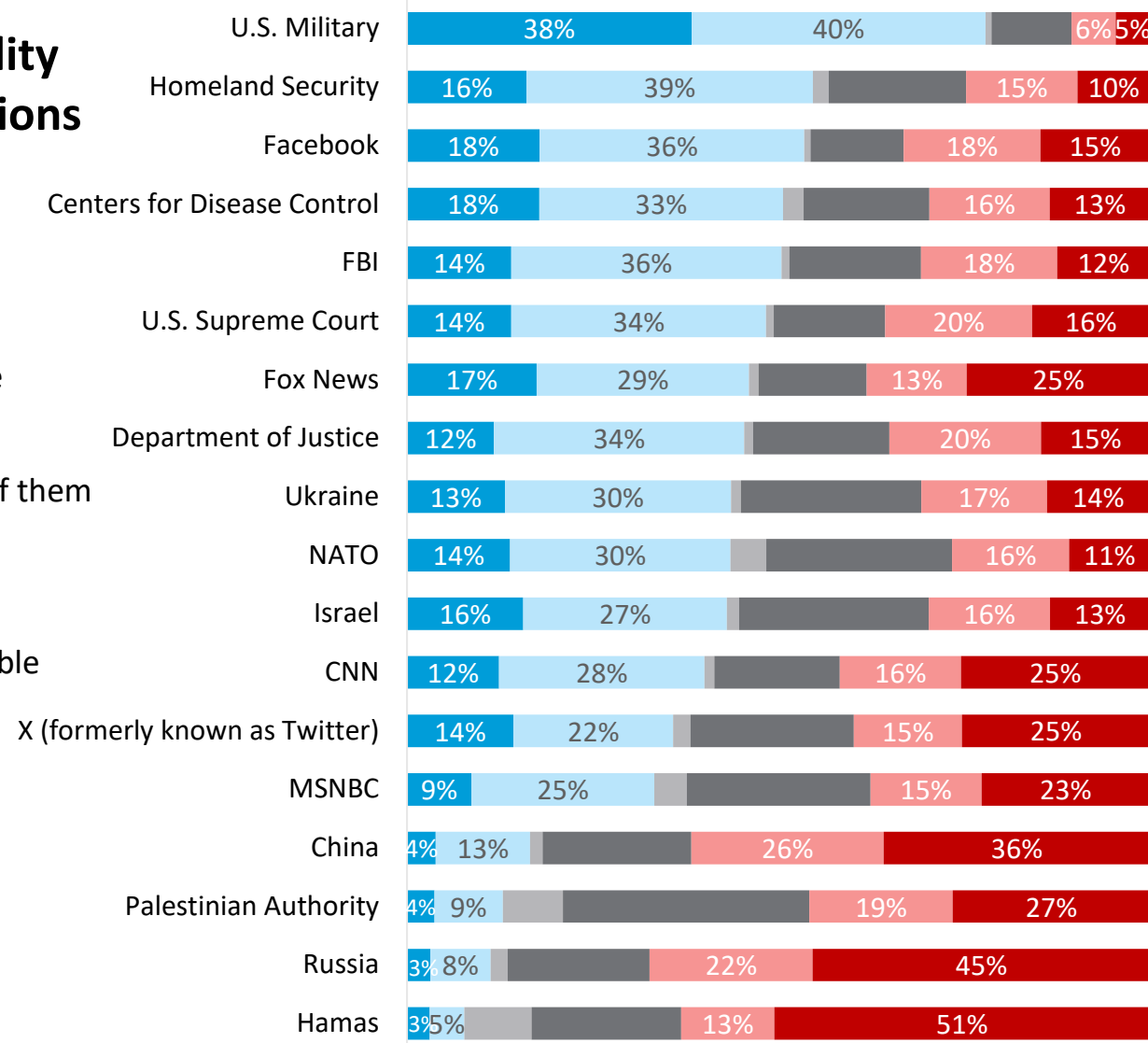


F1. Now we will show you some names and groups. Please indicate if you have a favorable or unfavorable view of that person or group – or if you’ve never heard of them.

U.S. MILITARY, HOMELAND SECURITY, FACEBOOK, THE CDC AND THE FBI ARE THE TOP INSTITUTIONS TESTED

Favorability of Institutions

- Very favorable
- Favorable
- Never heard of them
- No opinion
- Unfavorable
- Very unfavorable

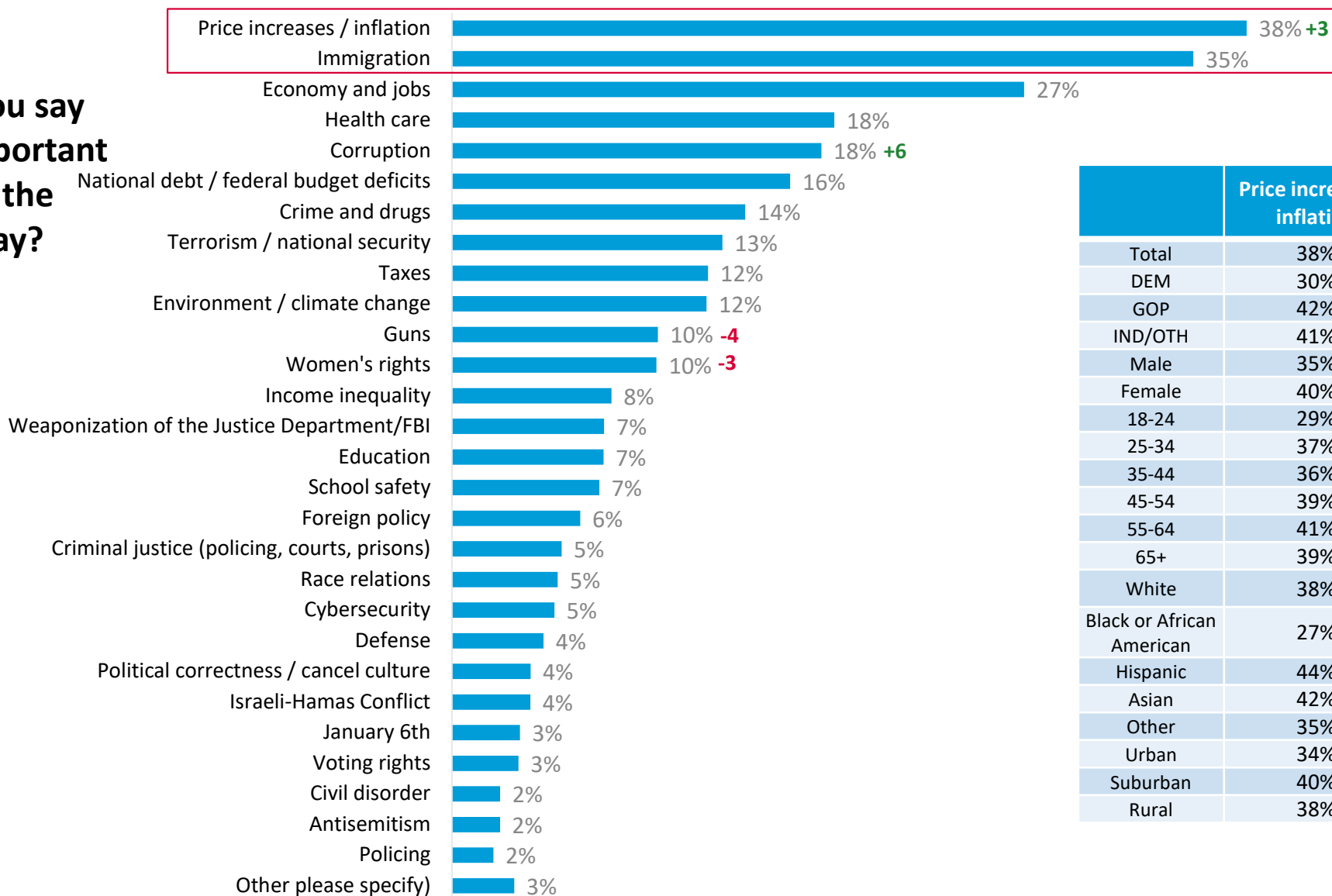


	Favorable (NET)	Unfavorable (NET)	GAP
U.S. Military	78%	11%	67%
Homeland Security	55%	25%	30%
Facebook	53%	33%	20%
Centers for Disease Control	51%	30%	21%
FBI	50%	31%	20%
U.S. Supreme Court	48%	36%	13%
Fox News	46%	38%	8%
Department of Justice	45%	35%	10%
Ukraine	44%	31%	13%
NATO	44%	27%	17%
Israel	43%	30%	13%
CNN	40%	42%	-2%
X (formerly known as Twitter)	36%	40%	-4%
MSNBC	33%	38%	-4%
China	17%	62%	-45%
Palestinian Authority	13%	46%	-33%
Russia	11%	67%	-56%
Hamas	8%	63%	-55%

F1. Now we will show you some names and groups. Please indicate if you have a favorable or unfavorable view of that person or group – or if you’ve never heard of them.

INFLATION AND IMMIGRATION REMAIN THE TOP ISSUES TO VOTERS, WITH PRICE INCREASES AND CORRUPTION MORE SALIENT THIS MONTH

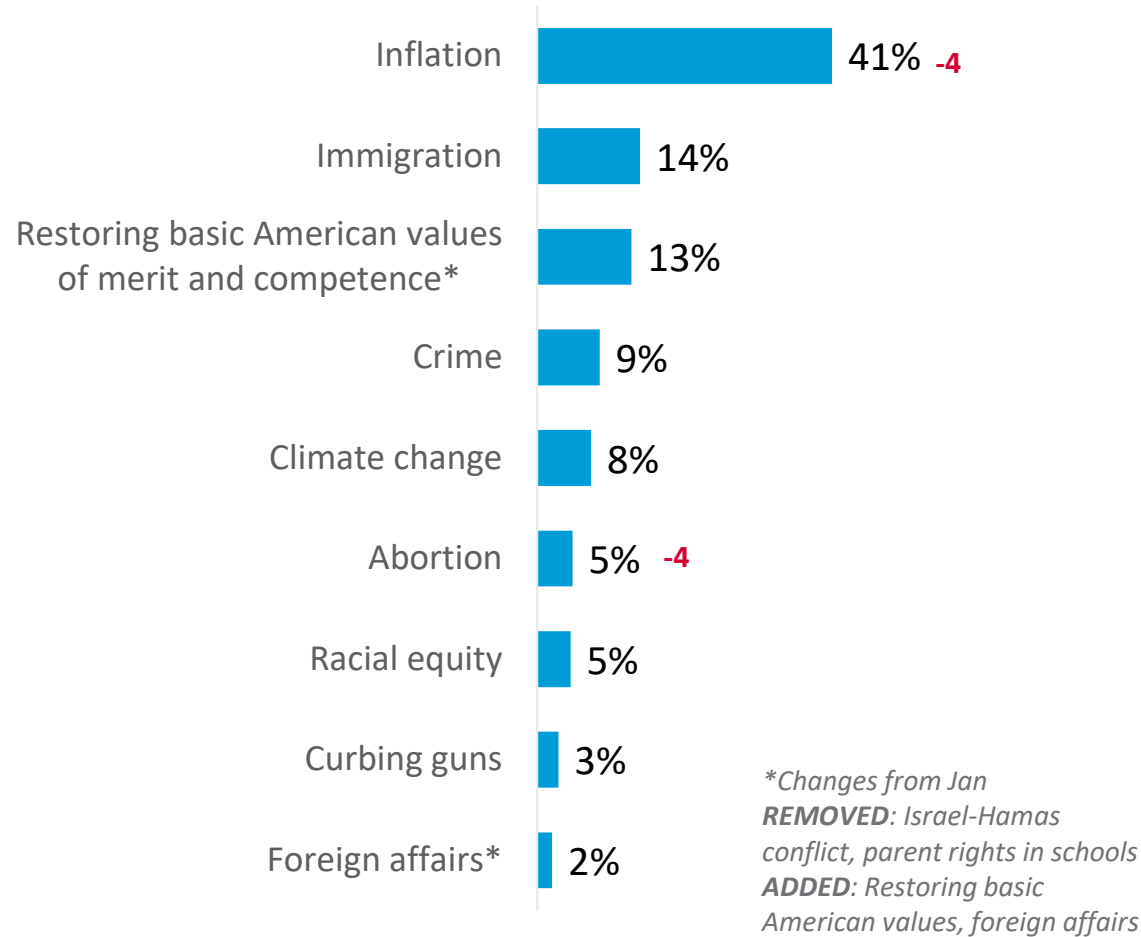
What would you say are the most important issues facing the country today?



	Price increases / inflation	Immigration
Total	38%	35%
DEM	30%	20%
GOP	42%	51%
IND/OTH	41%	34%
Male	35%	36%
Female	40%	35%
18-24	29%	20%
25-34	37%	28%
35-44	36%	26%
45-54	39%	34%
55-64	41%	41%
65+	39%	50%
White	38%	37%
Black or African American	27%	21%
Hispanic	44%	37%
Asian	42%	39%
Other	35%	32%
Urban	34%	32%
Suburban	40%	37%
Rural	38%	36%

INFLATION REMAINS THE TOP ISSUE TO VOTERS ACROSS PARTY LINES

Which of these issues is most important to you personally?

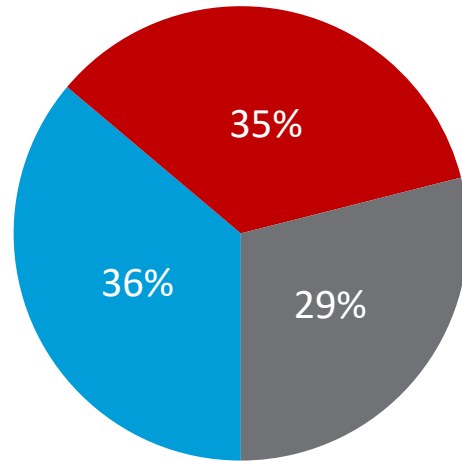


Column %	DEM	GOP	IND/OTH
Inflation	37%	45%	42%
Immigration	7%	22%	13%
Restoring basic American values of merit and competence	9%	15%	15%
Crime	9%	8%	9%
Climate change	14%	2%	7%
Abortion	8%	2%	5%
Racial equity	8%	2%	4%
Curbing guns	6%	1%	2%
Foreign affairs	2%	2%	3%

TRUMP ADMINISTRATION

VOTERS ARE SPLIT ABOUT HOW TRUMP IS PERFORMING RELATIVE TO EXPECTATIONS, THOUGH A MAJORITY SAY HE IS DOING BETTER THAN BIDEN

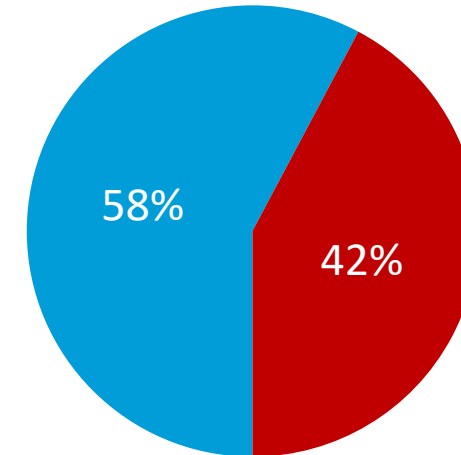
Is Donald Trump doing better than you expected as president, worse or about what you expected?



■ Better ■ Worse ■ As expected

Column %	DEM	GOP	IND/OTH
Better	13%	66%	28%
Worse	63%	8%	35%
As expected	24%	25%	38%

Do you think that Donald Trump is doing a better or worse job as Joe Biden did as President?



■ Better ■ Worse

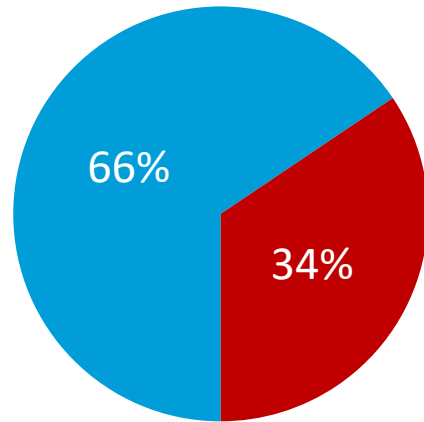
Column %	DEM	GOP	IND/OTH
Better	22%	93%	57%
Worse	78%	7%	43%

T1. Is Donald Trump doing better than you expected as president, worse or about what you expected?

T2. Do you think that Donald Trump is doing a better or worse job as Joe Biden did as president?

TWO-THIRDS OF VOTERS AGREE DEMOCRATS SHOULD WAIT AND SEE WHAT TRUMP IS DOING BEFORE OPPOSING, AND SAY DEMS SHOULD JOIN THE MISSION TO CUT GOVERNMENT WASTE

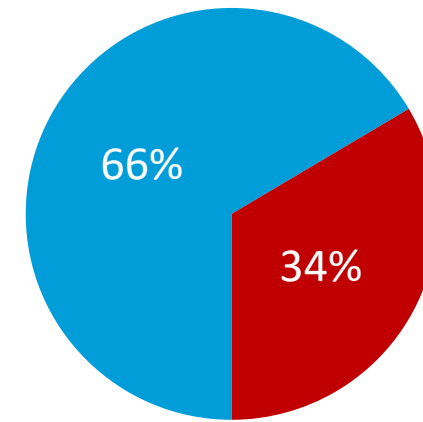
Do you think Democrats should oppose everything that Trump is doing or should they take more of a wait and see attitude towards his actions?



- Take more of a wait and see attitude
- Oppose everything Trump is doing

Column %	DEM	GOP	IND/OTH
Take more of a wait and see attitude	36%	89%	70%
Oppose everything Trump is doing	64%	11%	30%

Do you think Democrats should oppose the effort to reduce government expenditures or should join in the mission of cutting government waste?



- Join the mission of cutting government waste
- Oppose the effort to reduce government expenditures

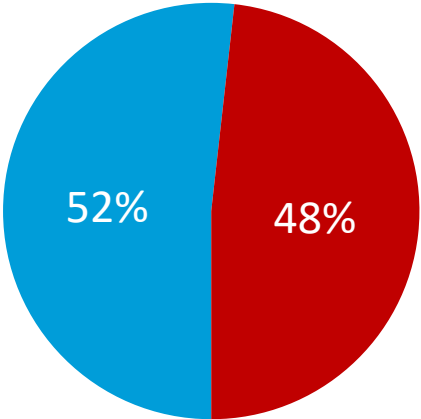
Column %	DEM	GOP	IND/OTH
Join the mission of cutting government waste	43%	87%	68%
Oppose the effort to reduce government expenditures	57%	13%	32%

T3. Do you think Democrats should oppose everything that Trump is doing or should they take more of a wait and see attitude towards his actions?

T4. Do you think Democrats should oppose the effort to reduce government expenditures or should join in the mission of cutting government waste?

VOTERS ARE DIVIDED OVER WHETHER DEMS KEPT THE BORDER OPEN DELIBERATELY

Do you think Democrats deliberately kept the Southern border open to bring millions of immigrants into the country illegally or was that not their deliberate policy?



■ Deliberately kept the Southern border open
 ■ Was not a deliberate policy

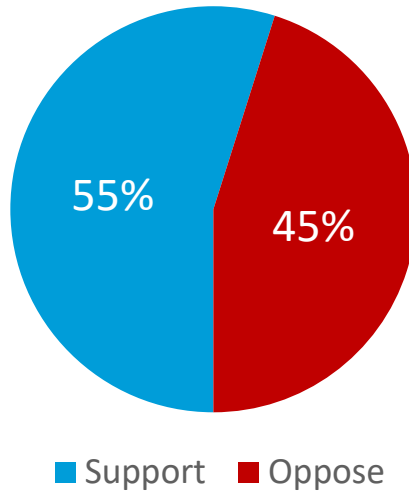
Column %	DEM	GOP	IND/OTH
Deliberately kept the Southern border open	25%	80%	49%
Was not a deliberate policy	75%	20%	51%

T5. Do you think Democrats deliberately kept the Southern border open to bring millions of immigrants into the country illegally or was that not their deliberate policy?

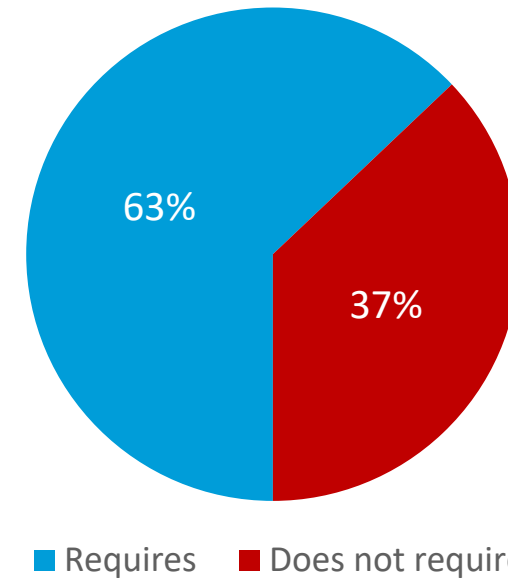
T6. Do you support or oppose the children of people here illegally who are born in the United States automatically becoming U.S. citizens?

A SMALL MAJORITY SUPPORT GIVING CITIZENSHIP TO CHILDREN OF ILLEGAL IMMIGRANTS AND OVER 3 IN 5 SAY THE CONSTITUTION REQUIRES ANYONE BORN IN THE U.S. TO BE A CITIZEN

Do you support or oppose the children of people here illegally who are born in the United States automatically becoming U.S. citizens?



Do you believe the constitution requires anyone born in the U.S. to be a U.S. citizen or does it not require the children of those here illegally to be U.S. citizens?



Column %	DEM	GOP	IND/OTH
Oppose	22%	65%	47%
Support	78%	35%	53%

Column %	DEM	GOP	IND/OTH
Requires	77%	52%	60%
Does not require	23%	48%	40%

BESIDES RENAMING THE GULF OF MEXICO, EACH OF TRUMP'S POLICIES TESTED RECEIVED STRONG MAJORITY SUPPORT, ESPECIALLY BORDER SECURITY AND REDUCING GOVERNMENT WASTE

Support and Opposition for Different Policies

■ Support ■ Oppose

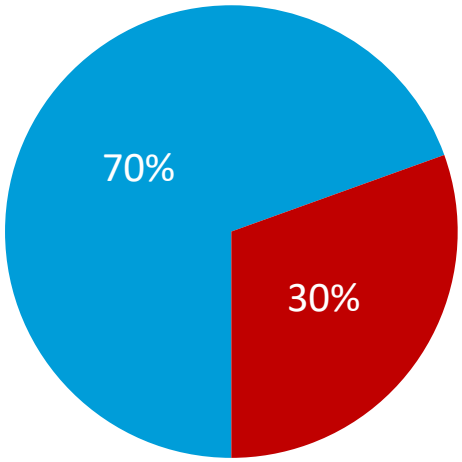
% Support by Political Party

			% Support by Political Party		
	Support	Oppose	DEM	GOP	IND/OTH
Deporting immigrants who are here illegally and have committed crimes	81%	19%	70%	92%	80%
Undertaking a full-scale effort to find and eliminate fraud and waste in government expenditures	76%	24%	62%	90%	74%
Closing the border with added security and policies that discourage illegal crossings	76%	24%	61%	92%	72%
Banning men who have undergone operations and hormones to become women from girls' sports	69%	31%	50%	86%	70%
Declaring that there are only two genders male and female in all government forms and programs	68%	32%	44%	90%	67%
Eliminating all preferences by race in the hiring and awarding of government contracts	65%	35%	44%	86%	63%
Freezing and re-evaluating all foreign aid expenditures and the department that handled them	63%	37%	40%	86%	60%
Placing reciprocal tariffs on countries that have tariffs on US goods	61%	39%	36%	86%	58%
Cutting government expenditures that were already allocated by Congress	59%	41%	35%	85%	55%
Ending bans on offshore drilling in Alaska and elsewhere	57%	43%	35%	82%	52%
Renaming the Gulf of Mexico to the Gulf of America	39%	61%	21%	63%	31%

T8. Do you support or oppose each of these policies:

MOST VOTERS SAY THE GOVERNMENT SHOULD HIRE BASED ON MERIT AT THE SAME TIME IT WORKS TO PREVENT DISCRIMINATION IN THE HIRING PROCESS

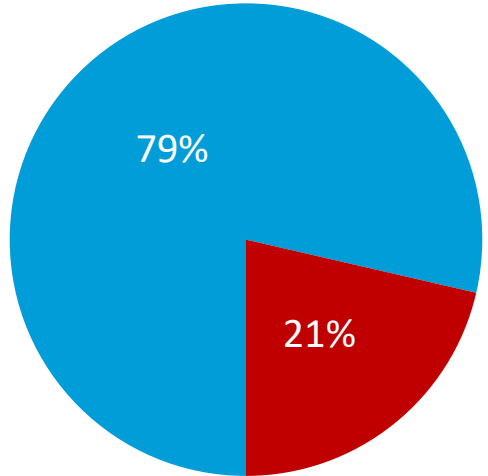
Do you think that the government should make hiring decisions strictly on the basis of merit and objective evaluations or should it hire more to achieve diversity and give preference to employees from selected groups and races?



■ Merit and objective evaluation ■ Hire to achieve diversity

Column %	DEM	GOP	IND/OTH
Merit and objective evaluation	56%	85%	67%
Hire to achieve diversity	44%	15%	33%

Do you think that the government should make sure that things like race, gender, and religion are not used to discriminate against applicants in its hiring processes or is that unnecessary?



■ Should work to prevent discrimination ■ It is unnecessary to do this work

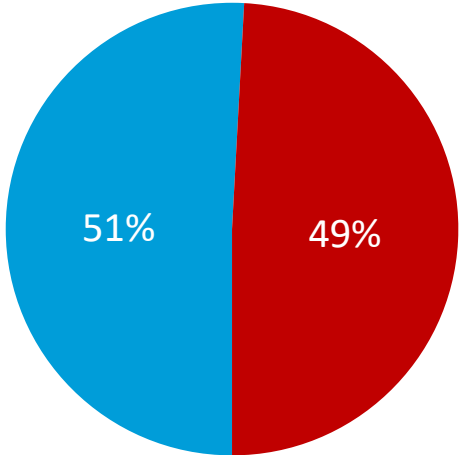
Column %	DEM	GOP	IND/OTH
Should work to prevent discrimination	88%	72%	76%
It is unnecessary to do this work	12%	28%	24%

T9. Do you think that the government should make hiring decisions strictly on the basis of merit and objective evaluations or should it hire more to achieve diversity and give preference to employees from selected groups and races?

T9B. Do you think that the government should make sure that things like race, gender, and religion are not used to discriminate against applicants in its hiring processes or is that unnecessary?

VOTERS ARE SPLIT OVER WHETHER DEI DEPARTMENTS ARE NEEDED IN GOVERNMENT OR NOT

Do you think Diversity, Equity and Inclusion (DEI) departments are needed in government or should they be eliminated to reduce waste?



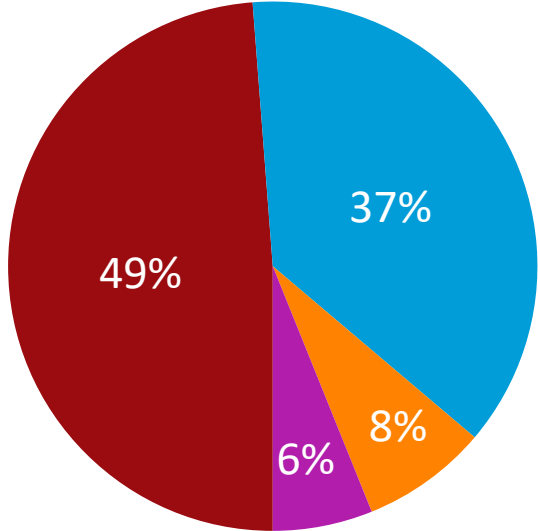
■ Needed ■ Eliminated

Column %	DEM	GOP	IND/OTH
Needed	78%	30%	46%
Eliminated	22%	70%	54%

MOST VOTERS ARE SATISFIED WITH THEIR 2024 PRESIDENTIAL CHOICE

Would you say you are a Kamala Harris voter who wishes Harris won; a Donald Trump voter who wishes Harris won; a Harris voter who is now satisfied with Trump or a Trump voter satisfied with their choice?

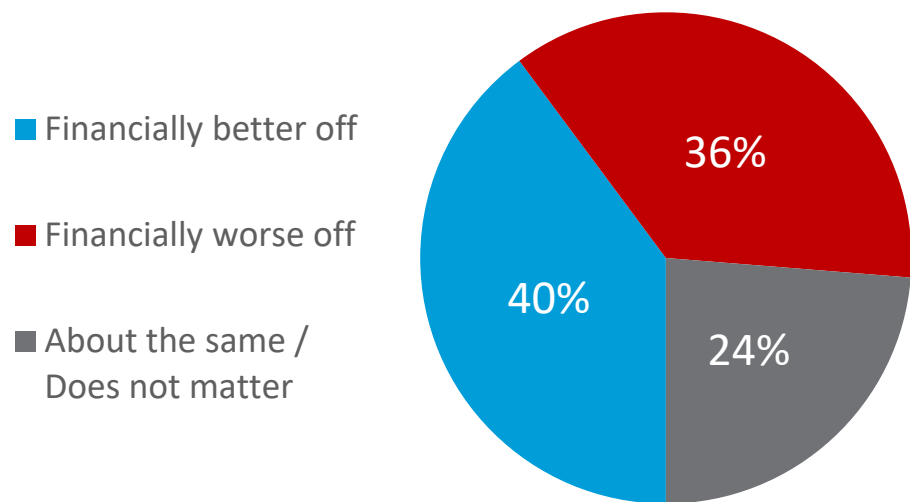
- Trump voter satisfied with their choice
- Harris voter who wishes Harris won
- Harris voter who is now satisfied with Trump
- Trump voter who wishes Harris won



Column %	DEM	GOP	IND/OTH
Trump voter satisfied with their choice	12%	85%	47%
Harris voter who wishes Harris won	74%	5%	35%
Harris voter who is now satisfied with Trump	9%	6%	9%
Trump voter who wishes Harris won	6%	4%	9%

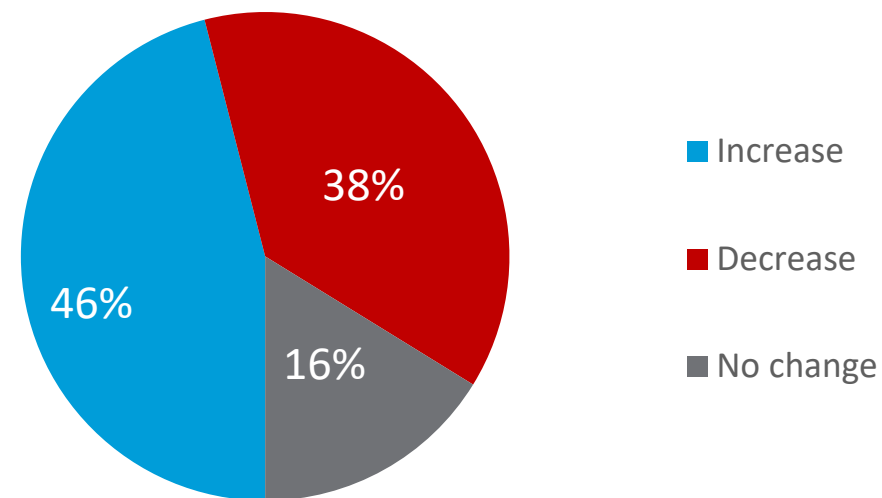
A PLURALITY OF VOTERS SAY TRUMP'S POLICIES WILL MAKE THEM FINANCIALLY BETTER OFF, BUT ALSO SAY INFLATION WILL INCREASE

Do you think Donald Trump's policies will make you...?



Column %	DEM	GOP	IND/OTH
Financially better off	15%	72%	30%
Financially worse off	63%	9%	39%
About the same / Does not matter	21%	19%	31%

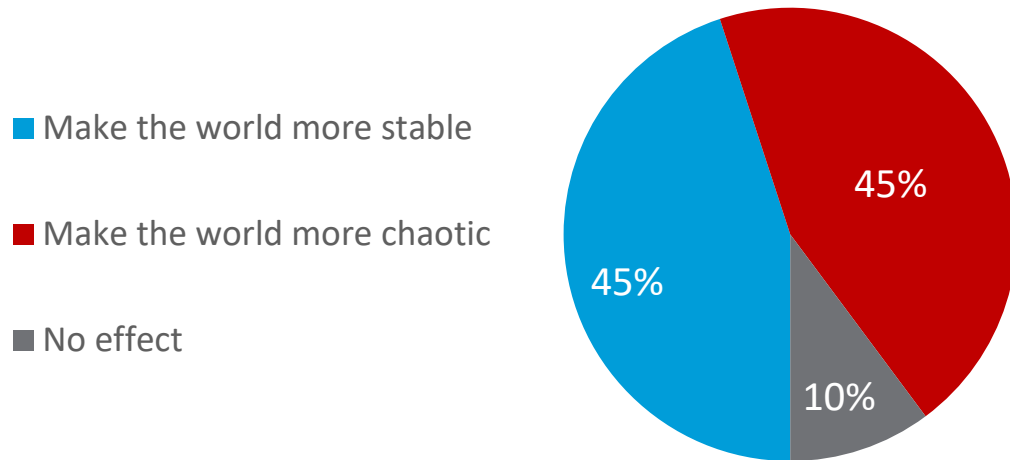
Do you think Donald Trump's policies will make inflation...?



Column %	DEM	GOP	IND/OTH
Increase	73%	20%	47%
Decrease	14%	66%	32%
No change	13%	14%	22%

VOTERS ARE DIVIDED OVER WHETHER TRUMP WILL MAKE THE WORLD MORE STABLE OR CHAOTIC, AND A SMALL MAJORITY SAY HE WILL DIVIDE THE U.S.

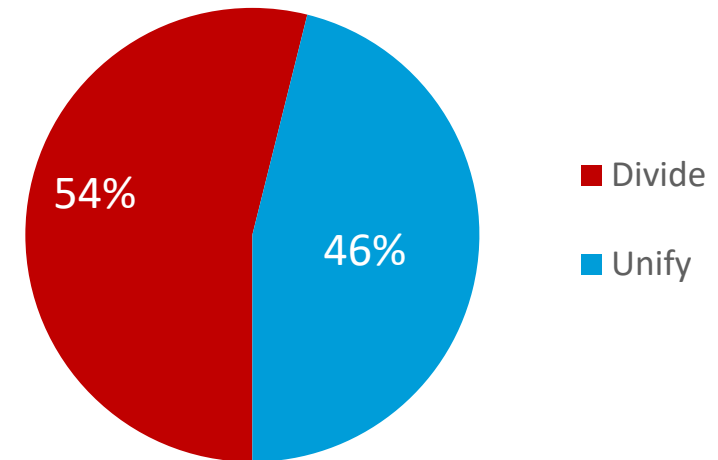
Do you think Donald Trump's policies will...?



- Make the world more stable
- Make the world more chaotic
- No effect

Column %	DEM	GOP	IND/OTH
Make the world more stable	15%	81%	37%
Make the world more chaotic	76%	13%	48%
No effect	9%	7%	15%

Do you think Donald Trump's actions will unify or divide the country?



- Divide
- Unify

Column %	DEM	GOP	IND/OTH
Divide	82%	20%	61%
Unify	18%	80%	39%

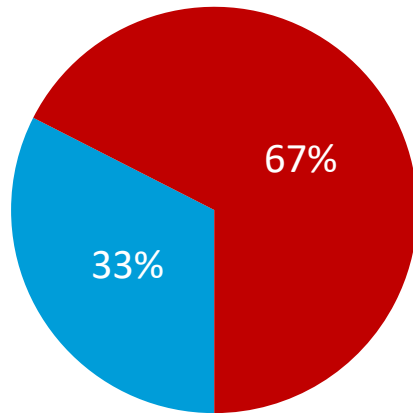
DJT0206. Do you think Donald Trump's policies will...?

DJT0207. Do you think Donald Trump's actions will unify or divide the country?

DOGE

TWO IN THREE VOTERS SAY THE FEDERAL GOVERNMENT'S DEBT IS UNSUSTAINABLE AND OVER 4 IN 5 SAY THEY SHOULD WORK TO BALANCE THE BUDGET

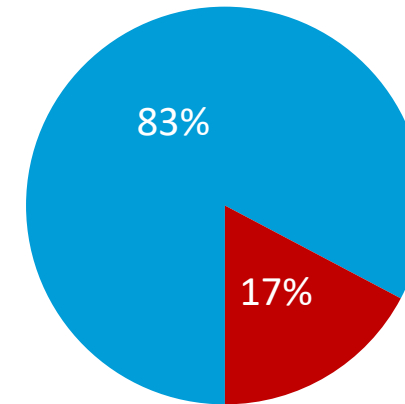
Do you believe the current level of U.S. federal government debt is sustainable or unsustainable?



■ Sustainable ■ Unsustainable

Column %	DEM	GOP	IND/OTH
Sustainable	34%	37%	26%
Unsustainable	66%	63%	74%

Do you think the U.S. government should move in the next few years to balance the budget or is that unrealistic and it should continue to run significant deficits?



■ Move to balance the budget ■ Continue to run deficits

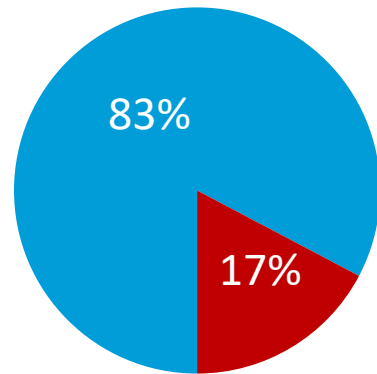
Column %	DEM	GOP	IND/OTH
Move to balance the budget	76%	92%	79%
Continue to run deficits	24%	8%	21%

DOGE1. Do you believe the current level of U.S. federal government debt is sustainable or unsustainable?

DOGE2. Do you think the U.S. government should move in the next few years to balance the budget or is that unrealistic and it should continue to run significant deficits?

A OVERWHELMING MAJORITY OF VOTERS SAY THE GOVERNMENT SHOULD REDUCE GOVERNMENT EXPENSES OVER INCREASING TAXES, AND A FULL EXAMINATION OF EXPENDITURES IS NEEDED

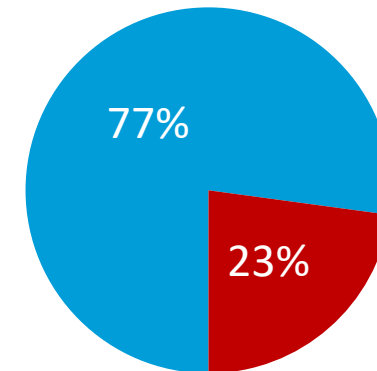
To reduce the budget deficits do you think we mostly need to reduce government expenditures or to increase taxes?



■ Reduce government expenditures ■ Increase taxes

Column %	DEM	GOP	IND/OTH
Reduce government expenditures	72%	94%	82%
Increase taxes	28%	6%	18%

Do you think that we are in need of a full examination of all government expenditures, or should we not get in the way of current contracts and expenditures?



■ Need a full examination of government expenditures ■ Should not get in the way of current contracts and expenditures

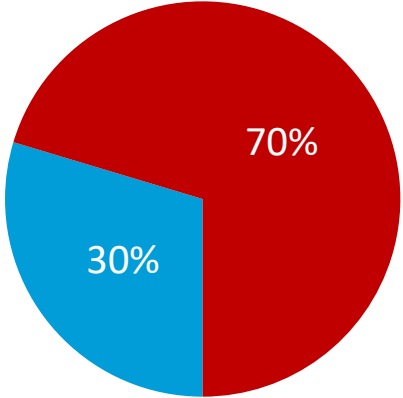
Column %	DEM	GOP	IND/OTH
Need a full examination of government expenditures	65%	91%	74%
Should not get in the way of current contracts and expenditures	35%	9%	26%

DOGE3. To reduce the budget deficits do you think we mostly need to reduce government expenditures or to increase taxes?

DOGE4. Do you think that we are in need of a full examination of all government expenditures, or should we not get in the way of current contracts and expenditures?

7 IN 10 VOTERS THINK GOVERNMENT EXPENDITURES ARE FILLED WITH WASTE AND AGREE WITH CUTTING \$1T IN EXPENSES

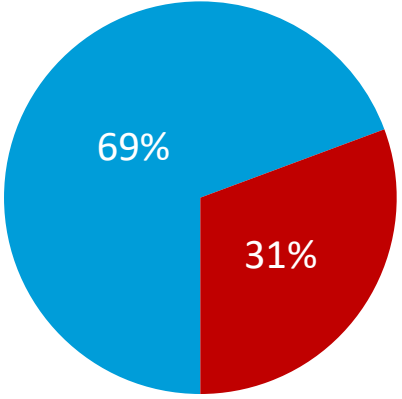
Do you think that the government expenditures are basically fair and reasonable, or do you think they are filled with waste, fraud and inefficiency?



■ Fair and reasonable ■ Filled with waste, fraud and inefficiency

Column %	DEM	GOP	IND/OTH
Fair and reasonable	42%	22%	25%
Filled with waste, fraud and inefficiency	58%	78%	75%

Do you support or oppose the goal of cutting \$1 trillion of government expenditures?



■ Support ■ Oppose

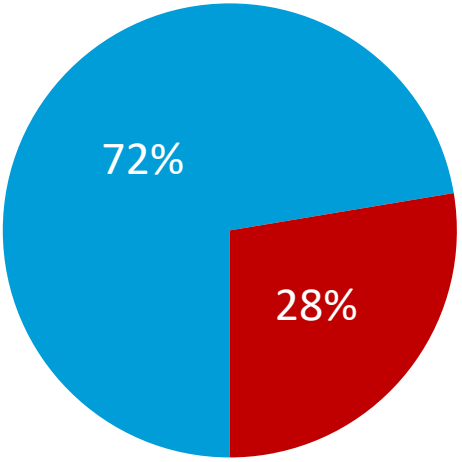
Column %	DEM	GOP	IND/OTH
Support	49%	91%	67%
Oppose	51%	9%	33%

DOGE5. Do you think that the government expenditures are basically fair and reasonable, or do you think they are filled with waste, fraud and inefficiency?

DOGE5A. Do you support or oppose the goal of cutting \$1 trillion of government expenditures?

MOST VOTERS AGREE WITH HAVING A GOVERNMENT AGENCY DEDICATED TO EFFICIENCY, AND THAT THE DOGE IS HELPING TO MAKE MAJOR CUTS

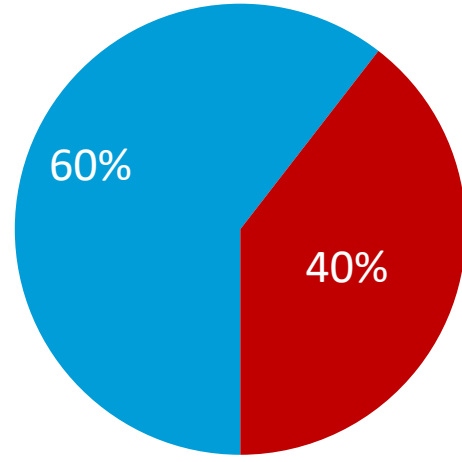
Do you think there should be a U.S. government agency focused on efficiency initiatives, or not?



■ Yes ■ No

Column %	DEM	GOP	IND/OTH
Yes	60%	89%	67%
No	40%	11%	33%

Do think the so-called Department of Government Efficiency (DOGE) led by Elon Musk is helping make major cuts in government expenditures, or not?



■ Making major cuts ■ Not doing so

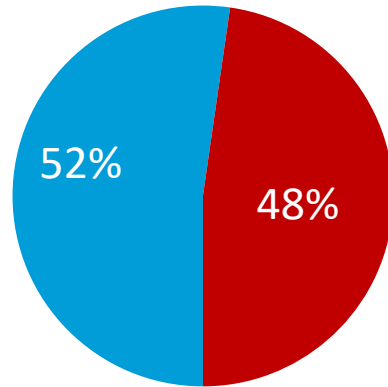
Column %	DEM	GOP	IND/OTH
Making major cuts	37%	85%	57%
Not doing so	63%	15%	43%

DOGE6. Do you think there should be a U.S. government agency focused on efficiency initiatives, or not?

DOGE7. Do think the so-called Department of Government Efficiency (DOGE) led by Elon Musk is helping make major cuts in government expenditures, or not?

WHILE HALF OF VOTERS AGREE DOGE EMPLOYEES SHOULD HAVE ACCESS TO ALL INFO ON GOV'T EXPENSES, MOST SAY THIS SHOULD NOT INCLUDE SENSITIVE INFORMATION FOR ALL AMERICANS

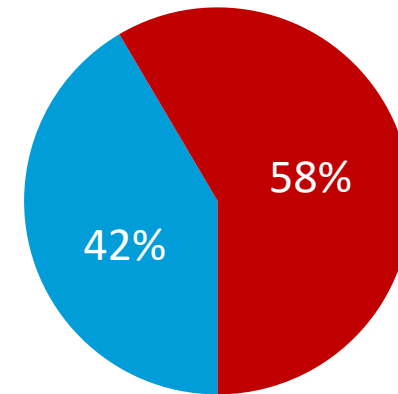
Do you think that DOGE employees should have access to all information on government expenditures or should it have only limited access to government information?



■ Have access to all information on government expenditures
 ■ Have only limited access to government information

Column %	DEM	GOP	IND/OTH
Have access to all information on government expenditures	32%	76%	47%
Have only limited access to government information	68%	24%	53%

Do you think that DOGE employees should have access to all information on government expenditures including sensitive information on Americans who benefit from such programs - including names, Social Security Numbers, addresses, and incomes - or should it not have access to this information?



■ Have access to this sensitive information for all Americans
 ■ Not have access to this sensitive information

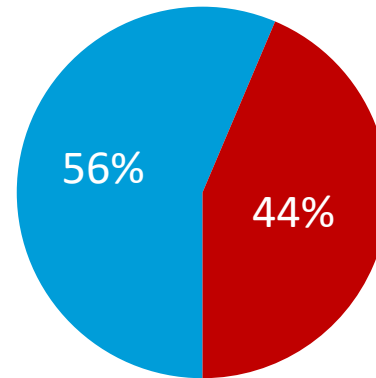
Column %	DEM	GOP	IND/OTH
Have access to this sensitive information for all Americans	25%	61%	37%
Not have access to this sensitive information	75%	39%	63%

DOGE8. Do you think that DOGE employees should have access to all information on government expenditures or should it have only limited access to government information?

DOGE8B. Do you think that DOGE employees should have access to all information on government expenditures including sensitive information on Americans who benefit from such programs--- including names, Social Security Numbers, addresses, and incomes---or should it not have access to this information?

OVER HALF OF VOTERS SAY COURT RESTRICTIONS ON DOGE'S ACCESS TO EXPENDITURE INFO IS BASED ON THE LAW, NOT PARTISAN POLITICS

Do you think that courts that restricted the access of DOGE to government expenditure information were doing so on the basis of the law or partisan politics?

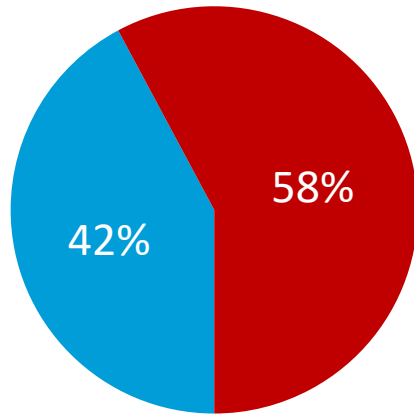


■ On the basis of law ■ On the basis of partisan politics

Column %	DEM	GOP	IND/OTH
On the basis of law	67%	48%	54%
On the basis of partisan politics	33%	52%	46%

A MAJORITY OF VOTERS SAY CONGRESS SHOULD CONTROL U.S. GOV'T EXPENDITURE, BUT ARE SPLIT ON WHO THEY TRUST TO DO SO

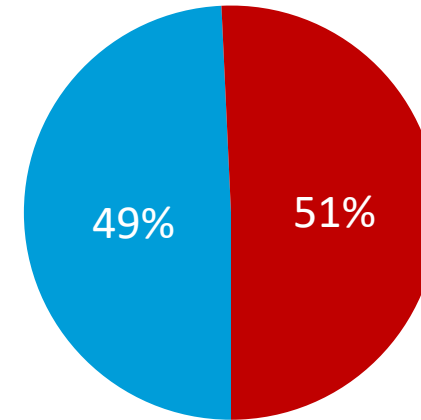
In your view, who should control how the U.S. government spends its money – the Executive Branch or Congress?



■ Executive Branch ■ Congress

Column %	DEM	GOP	IND/OTH
Executive Branch	31%	57%	37%
Congress	69%	43%	63%

Who do you trust more to control how the U.S. government spends its money – the Executive Branch or Congress?



■ Executive Branch ■ Congress

Column %	DEM	GOP	IND/OTH
Executive Branch	31%	68%	47%
Congress	69%	32%	53%

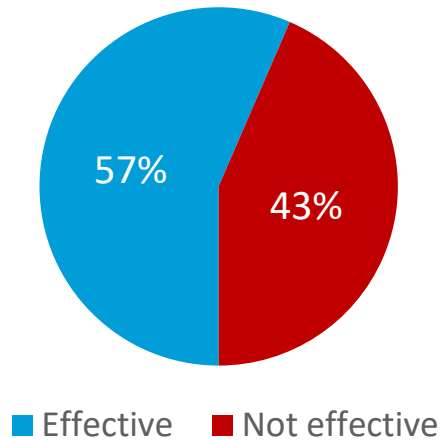
DOGE10. In your view, who should control how the U.S. government spends its money – the Executive Branch or Congress?

DOGE11. Who do you trust more to control how the U.S. government spends its money – the Executive Branch or Congress?

TARIFFS

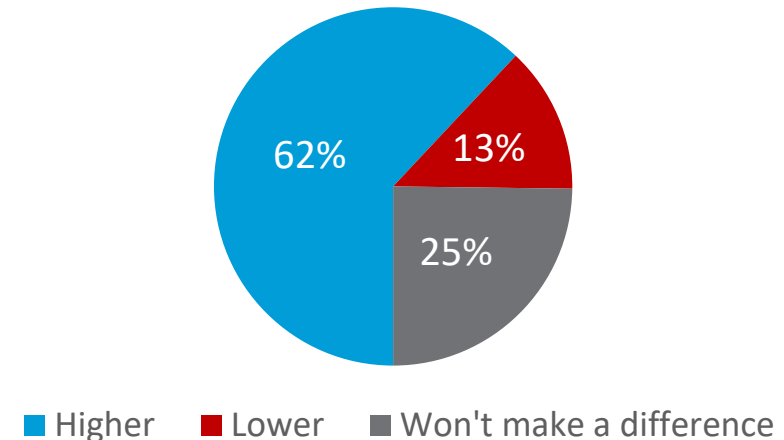
MOST VOTERS BELIEVE TARIFFS ARE AN EFFECTIVE POLICY TOOL, WHILE 3 IN 5 SAY TARIFFS WILL MAKE RAISE PRICES OF EVERYDAY GOODS

Do you think tariffs are an effective foreign and economic policy tool or not?



Column %	DEM	GOP	IND/OTH
Effective	32%	85%	51%
Not effective	68%	15%	49%

Will placing tariffs on imported goods make prices for the things you buy regularly higher, lower or it won't make a difference?



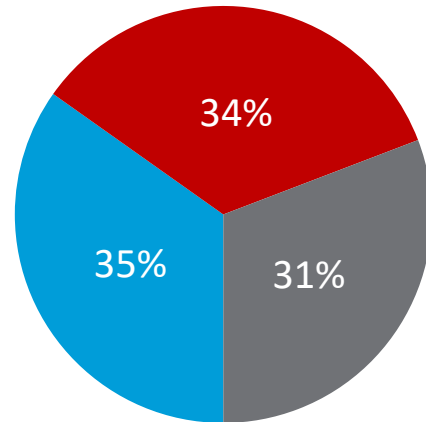
Column %	DEM	GOP	IND/OTH
Higher	74%	50%	62%
Lower	11%	17%	11%
Won't make a difference	15%	33%	26%

TAR1. Do you think tariffs are an effective foreign and economic policy tool or not?

TAR2. Will placing tariffs on imported goods make prices for the things you buy regularly higher, lower or it won't make a difference?

VOTERS ARE SPLIT HOW TARIFFS ON IMPORTED GOODS WILL IMPACT U.S. JOBS, BUT A PLURALITY SAY IT WILL INCREASE GOVERNMENT REVENUE

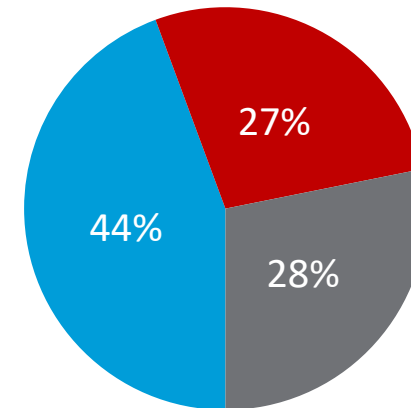
Will placing tariffs on imported goods create U.S. jobs, lose U.S. jobs or it will not make a difference?



■ Create ■ Lose ■ Won't make a difference

Column %	DEM	GOP	IND/OTH
Create	17%	57%	29%
Lose	55%	14%	36%
Won't make a difference	27%	29%	36%

Will placing tariffs on imported goods increase revenues for the U.S. government and help address the federal budget deficit, decrease revenues, or will it not make a difference?



■ Increase revenues ■ Decrease revenues ■ Won't make a difference

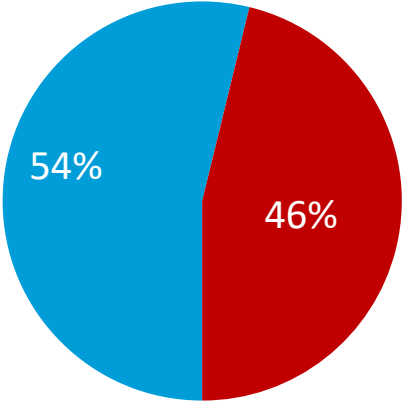
Column %	DEM	GOP	IND/OTH
Increase revenues	27%	67%	38%
Decrease revenues	44%	10%	29%
Won't make a difference	28%	23%	34%

TAR3. Will placing tariffs on imported goods create U.S. jobs, lose U.S. jobs or it will not make a difference?

TAR4. Will placing tariffs on imported goods increase revenues for the U.S. government and help address the federal budget deficit, decrease revenues, or will it not make a difference?

A SLIM MAJORITY OF VOTERS SAY TARIFFS WILL HELP GET CONCESSIONS FROM OTHER COUNTRIES, BUT HALF SAY THE SPECIFIC TARIFFS ISSUED BY TRUMP WILL HARM

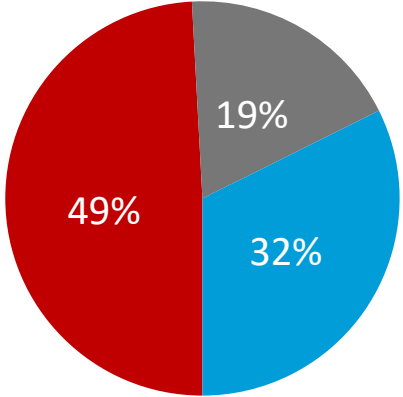
Will placing tariffs on imported goods help the Trump administration get other concessions from other countries or harm in doing so?



■ Help get other concessions ■ Harm to get other concessions

Column %	DEM	GOP	IND/OTH
Help get other concessions	30%	83%	47%
Harm to get other concessions	70%	17%	53%

In the past few weeks, President Trump has issued a 25% across-the-board tariff on Mexican and Canadian imports, excluding Canadian energy and oil, plus a 10% tariff on all Chinese imports. Do you think these tariffs will...?



■ Harm (NET) ■ Neither harm nor help ■ Help (NET)

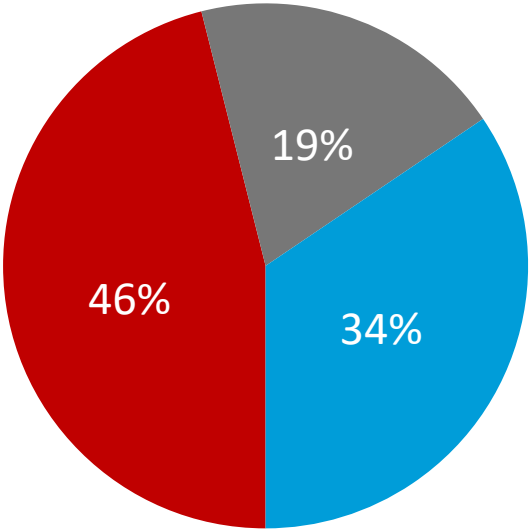
Column %	DEM	GOP	IND/OTH
Harm (NET)	75%	23%	51%
Neither harm nor help	13%	19%	24%
Help (NET)	12%	58%	25%

TAR5. Will placing tariffs on imported goods help the Trump administration get other concessions from other countries or harm in doing so?

TAR6. In the past few weeks, President Trump has issued a 25% across-the-board tariff on Mexican and Canadian imports, excluding Canadian energy and oil, plus a 10% tariff on all Chinese imports. Do you think these tariffs will...?

SIMILARLY, ALMOST 1 IN 2 SAY TRUMP'S STEEL AND ALUMINUM TARIFFS WILL HARM RATHER THAN HELP

President Trump also recently announced 25% tariffs on imports of steel and aluminum to the U.S., reinstating global duties without exceptions for allies such as Canada, Mexico, Japan and South Korea. Do you think these tariffs will...?

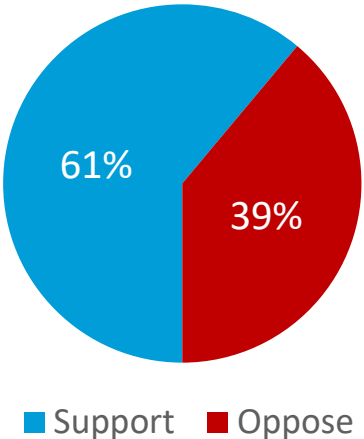


■ Harm (NET) ■ Neither harm nor help ■ Help (NET)

Column %	DEM	GOP	IND/OTH
Harm (NET)	72%	19%	48%
Neither harm nor help	15%	21%	23%
Help (NET)	13%	60%	29%

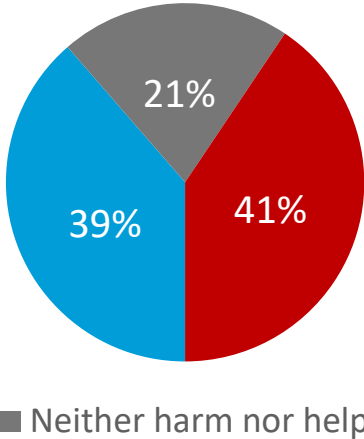
3 IN 5 SUPPORT PLACING RECIPROCAL TARIFFS ON GOODS, BUT A PLURALITY SAY THIS WILL HARM RATHER THAN HELP

Do you support or oppose placing reciprocal tariffs on goods – putting a tariff on imported goods equal to the tariff that a nation places on US made goods. For example, if China has a 25% tariff on U.S. steel, the U.S. would have a 25% tariff on Chinese steel.



Column %	DEM	GOP	IND/OTH
Support	39%	86%	57%
Oppose	61%	14%	43%

Do you think these tariffs will...?



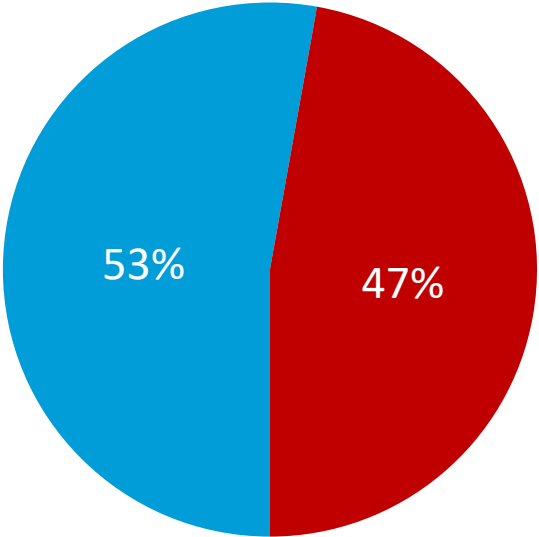
Column %	DEM	GOP	IND/OTH
Harm (NET)	64%	17%	42%
Neither harm nor help	18%	20%	24%
Help (NET)	18%	63%	34%

TAR8. Do you support or oppose placing reciprocal tariffs on goods – putting a tariff on imported goods equal to the tariff that a nation places on US made goods. For example, if China has a 25% tariff on U.S. steel, the U.S. would have a 25% tariff on Chinese steel.

TAR9. Do you think these tariffs will...?

JUST OVER HALF OF VOTERS THINK RECIPROCAL TARIFFS WILL CAUSE OTHER COUNTRIES TO LOWER TARIFFS ON U.S. GOODS

Do you think reciprocal tariffs will cause other countries to lower their tariffs on U.S. goods or would they not have that effect?



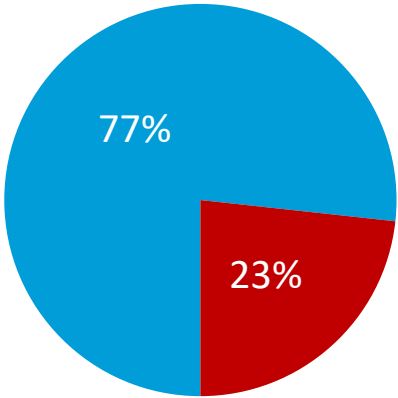
■ Cause to lower tariffs ■ Will not have that effect

Column %	DEM	GOP	IND/OTH
Cause to lower tariffs	41%	68%	48%
Will not have that effect	59%	32%	52%

ISRAEL-HAMAS

OVER 3 IN 4 AMERICAN VOTERS SUPPORT ISRAEL OVER HAMAS AND AGREE HAMAS MUST RELEASE ALL THE HOSTAGES

In the Israel-Hamas conflict do you support more Israel or more Hamas?

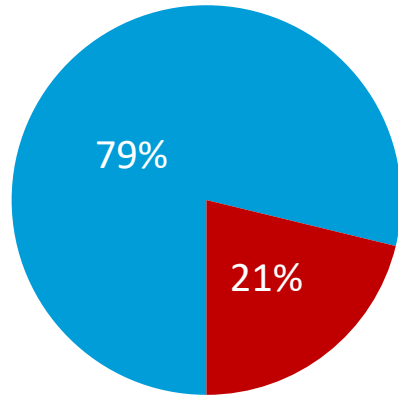


■ Israel ■ Hamas

Column %	DEM	GOP	IND/OTH
Israel	69%	85%	76%
Hamas	31%	15%	24%

Column %	18-24	25-34	35-44	45-54	55-64	65+
Israel	54%	62%	69%	77%	86%	93%
Hamas	46%	38%	31%	23%	14%	7%

Do you support or oppose the position that Hamas must release all remaining hostages without any conditions or face serious consequences?



■ Support ■ Oppose

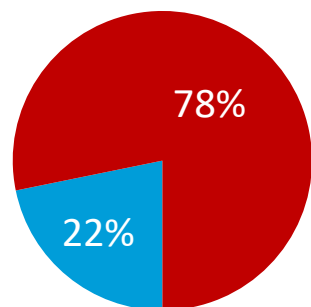
Column %	DEM	GOP	IND/OTH
Support	74%	86%	75%
Oppose	26%	14%	25%

Column %	18-24	25-34	35-44	45-54	55-64	65+
Support	61%	68%	70%	79%	86%	93%
Oppose	39%	32%	30%	21%	14%	7%

ISR_LEGACY. In the Israel-Hamas conflict do you support more Israel or more Hamas?
 ISR1. Do you support or oppose the position that Hamas must release all remaining hostages without any conditions or face serious consequences?

OVER THREE-QUARTERS VOTERS ALSO BELIEVE HAMAS SHOULD NOT BE ALLOWED TO GOVERN GAZA AND IRAN'S NUCLEAR WEAPONS SHOULD BE DESTROYED

Do you believe that Hamas should be allowed to govern Gaza or do you believe that Hamas should not be allowed to govern Gaza?

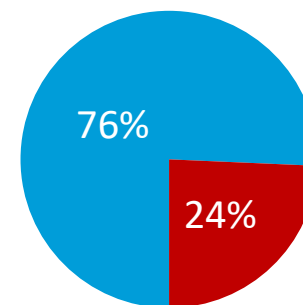


■ Allowed ■ Not Allowed

Column %	DEM	GOP	IND/OTH
Allowed	26%	19%	20%
Not Allowed	74%	81%	80%

Column %	18-24	25-34	35-44	45-54	55-64	65+
Allowed	31%	32%	31%	26%	12%	9%
Not Allowed	69%	68%	69%	74%	88%	91%

Do you think that the nuclear weapons facilities of Iran should be destroyed or should they not be destroyed?



■ Destroyed ■ Not destroyed

Column %	DEM	GOP	IND/OTH
Destroyed	72%	82%	73%
Not destroyed	28%	18%	27%

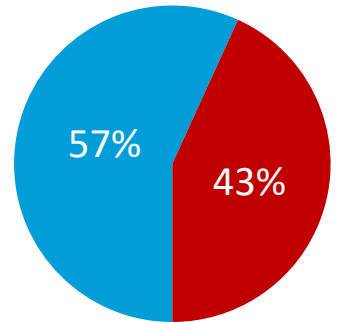
Column %	18-24	25-34	35-44	45-54	55-64	65+
Destroyed	61%	62%	71%	77%	84%	88%
Not destroyed	39%	38%	29%	23%	16%	12%

ISR3. Do you believe that Hamas should be allowed to govern Gaza or do you believe that Hamas should not be allowed to govern Gaza?

ISR4. Do you think that the nuclear weapons facilities of Iran should be destroyed or should they not be destroyed?

OVER 1 IN 2 VOTERS FEEL THE U.S. SHOULD SUPPORT ISRAELI STRIKES ON IRAN'S NUCLEAR WEAPONS, AND SUPPORT TRUMP'S HANDLING OF THE CONFLICT SO FAR

Do you think that the U.S. should support Israel in airstrikes to destroy Iran's nuclear weapons facilities or should the U.S. not offer any support for such a mission?

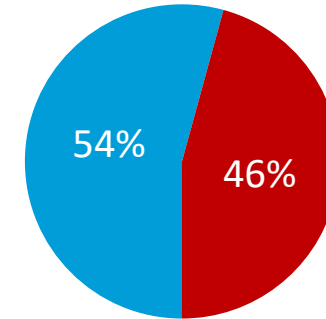


■ Support ■ Oppose

Column %	DEM	GOP	IND/OTH
Support	45%	74%	51%
Oppose	55%	26%	49%

Column %	18-24	25-34	35-44	45-54	55-64	65+
Support	54%	53%	50%	57%	61%	62%
Oppose	46%	47%	50%	43%	39%	38%

Do you support or oppose Donald Trump's handling of the Israeli-Hamas conflict so far?



■ Support ■ Oppose

Column %	DEM	GOP	IND/OTH
Support	26%	85%	49%
Oppose	74%	15%	51%

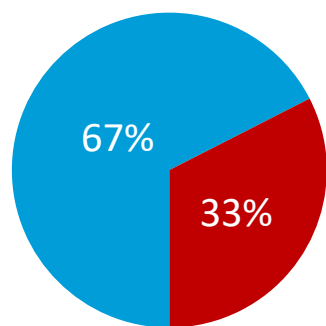
Column %	18-24	25-34	35-44	45-54	55-64	65+
Support	36%	46%	54%	61%	58%	59%
Oppose	64%	54%	46%	39%	42%	41%

ISR5. Do you think that the U.S. should support Israel in airstrikes to destroy Iran's nuclear weapons facilities or should the U.S. not offer any support for such a mission?

ISR0201xFeb25. Do you support or oppose Donald Trump's handling of the Israeli-Hamas conflict so far?

TWO-THIRDS OF VOTERS HAVE HEARD OF TRUMP'S PROPOSAL TO TAKE OVER GAZA, BUT A SMALL MAJORITY SAY HE IS SAYING IT FOR LEVERAGE IN NEGOTIATIONS

Have you heard or not heard about Donald Trump's proposal that the United States take over Gaza to redevelop it?

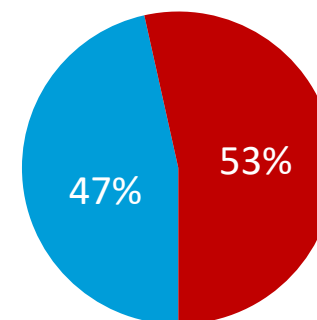


■ Heard ■ Not heard

Column %	DEM	GOP	IND/OTH
Heard	69%	69%	65%
Not heard	31%	31%	35%

Column %	18-24	25-34	35-44	45-54	55-64	65+
Heard	48%	57%	58%	64%	73%	88%
Not heard	52%	43%	42%	36%	27%	12%

Do you think Donald Trump is serious about the United States taking over Gaza or is he posturing to start negotiations with Middle Eastern countries who do not want to commit to rebuild Gaza and take ownership of it?



■ Serious about taking over Gaza ■ Posturing so as to negotiate

Column %	DEM	GOP	IND/OTH
Serious about taking over Gaza	50%	48%	41%
Posturing so as to negotiate	50%	52%	59%

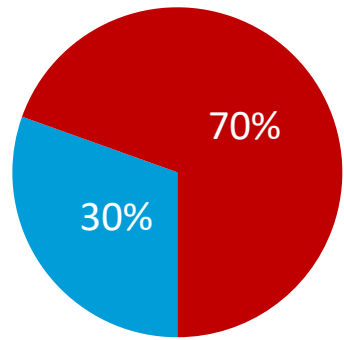
Column %	18-24	25-34	35-44	45-54	55-64	65+
Serious about taking over Gaza	52%	51%	51%	43%	45%	42%
Posturing so as to negotiate	48%	49%	49%	57%	55%	58%

ISR0202. Have you heard or not heard about Donald Trump's proposal that the United States take over Gaza to redevelop it?

ISR0203. Do you think Donald Trump is serious about the United States taking over Gaza or is he posturing to start negotiations with Middle Eastern countries who do not want to commit to rebuild Gaza and take ownership of it?

A STRONG MAJORITY SAY THE U.S. TAKING OVER GAZA WOULD BE A BAD IDEA, AND OVER HALF OF VOTERS OPPOSE REMOVING PALESTINIANS

Do you think the United States taking over Gaza is a good or bad idea?

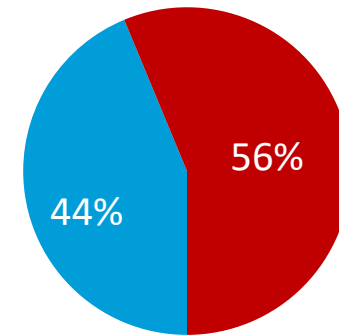


■ Good idea ■ Bad idea

Column %	DEM	GOP	IND/OTH
Good idea	17%	49%	24%
Bad idea	83%	51%	76%

Column %	18-24	25-34	35-44	45-54	55-64	65+
Good idea	29%	33%	37%	32%	27%	25%
Bad idea	71%	67%	63%	68%	73%	75%

Do you support or oppose removing Palestinians from Gaza to rebuild the territory?



■ Support ■ Oppose

Column %	DEM	GOP	IND/OTH
Support	27%	66%	37%
Oppose	73%	34%	63%

Column %	18-24	25-34	35-44	45-54	55-64	65+
Support	34%	42%	44%	46%	45%	46%
Oppose	66%	58%	56%	54%	55%	54%

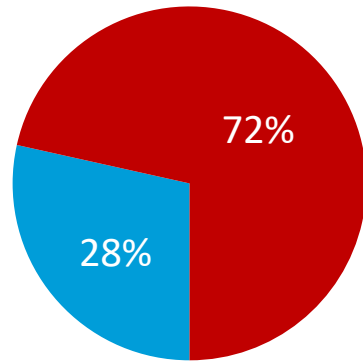
ISR0204. Do you think the United States taking over Gaza is a good or bad idea?

ISR0205. Do you support or oppose removing Palestinians from Gaza to rebuild the territory?

UKRAINE

MOST VOTERS WANT UKRAINE TO NEGOTIATE A SETTLEMENT WITH RUSSIA, AND 3 IN 5 FAVOR TRUMP ANNOUNCING DIRECT U.S.-RUSSIA NEGOTIATIONS

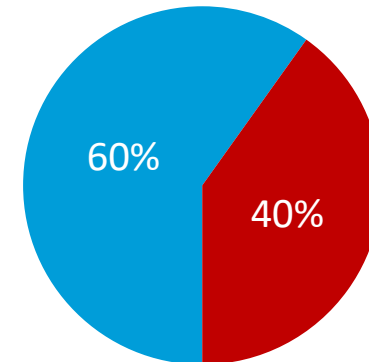
Do you want Ukraine to continue the war against Russia or negotiate a settlement with Russia?



■ Win the war ■ Negotiate a settlement

Column %	DEM	GOP	IND/OTH
Win the war	39%	20%	27%
Negotiate a settlement	61%	80%	73%

Do you favor or oppose Donald Trump announcing direct U.S.-Russia negotiations to end the war in Ukraine?



■ Favor ■ Oppose

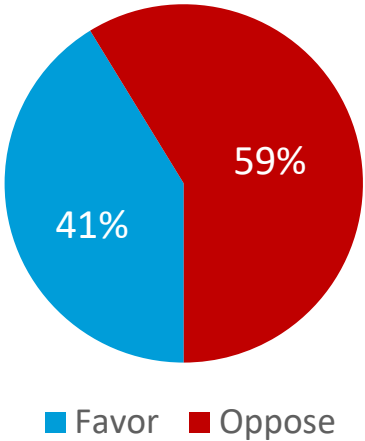
Column %	DEM	GOP	IND/OTH
Favor	40%	85%	53%
Oppose	60%	15%	47%

UKR1. Do you want Ukraine to continue the war against Russia or negotiate a settlement with Russia?

UKR5. Do you favor or oppose Donald Trump announcing direct U.S.-Russia negotiations to end the war in Ukraine?

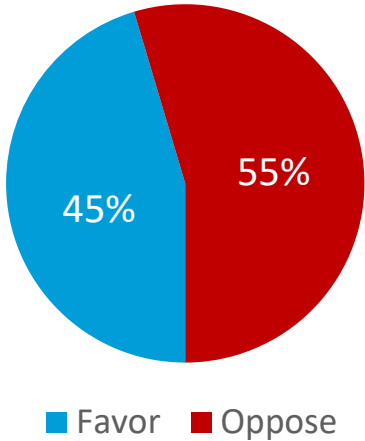
MOST VOTERS OPPOSE TRUMP LEAVING UKRAINIAN AND EUROPEAN LEADERS OUT OF NEGOTIATIONS WITH RUSSIA

Do you favor or oppose the Trump administration leaving Ukraine’s leaders out of negotiations with Russia to end the war in Ukraine?



Column %	DEM	GOP	IND/OTH
Favor	24%	62%	36%
Oppose	76%	38%	64%

Do you favor or oppose the Trump administration leaving European leaders out of negotiations with Russia to end the war in Ukraine?

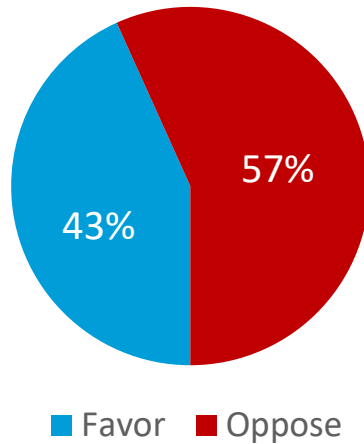


Column %	DEM	GOP	IND/OTH
Favor	24%	69%	42%
Oppose	76%	31%	58%

UKR6. Do you favor or oppose the Trump administration leaving Ukraine’s leaders out of negotiations with Russia to end the war in Ukraine?
 UKR6x. Do you favor or oppose the Trump administration leaving European leaders out of negotiations with Russia to end the war in Ukraine?

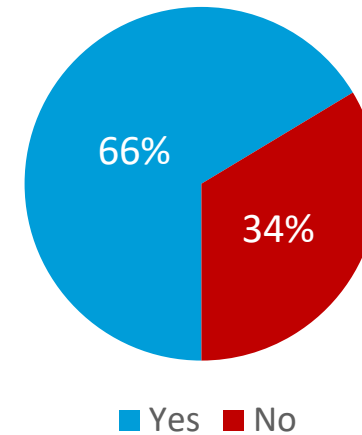
OVER HALF OF VOTERS OPPOSE TRUMP FORCING UKRAINE TO GIVE UP LAND TO RUSSIA, AND TWO-THIRDS SAY UKRAINE SHOULD RECEIVE SECURITY GUARANTEES FROM THE U.S.

Do you favor or oppose the Trump administration forcing Ukraine to make territorial concessions in order to end the war with Russia?



Column %	DEM	GOP	IND/OTH
Favor	25%	66%	37%
Oppose	75%	34%	63%

Should Ukraine receive security guarantees from the United States if it makes concessions to end the war with Russia?



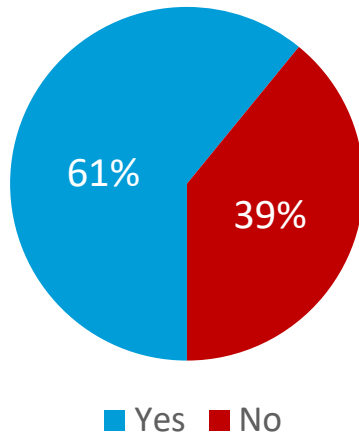
Column %	DEM	GOP	IND/OTH
Yes	68%	65%	66%
No	32%	35%	34%

UKR7. Do you favor or oppose the Trump administration forcing Ukraine to make territorial concessions in order to end the war with Russia?

UKR9. Should Ukraine receive security guarantees from the United States if it makes concessions to end the war with Russia?

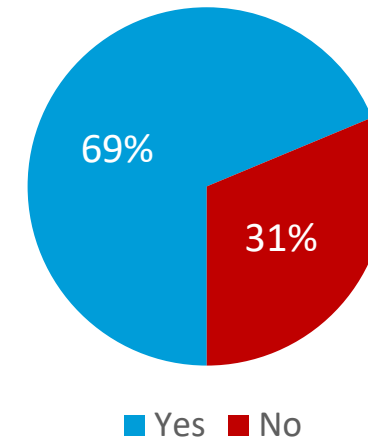
A MAJORITY OF VOTERS THINK THE U.S. SECURITY GUARANTEES SHOULD BE CONTINGENT ON UKRAINE SHARING REVENUE FROM RARE EARTH ELEMENTS

Should U.S. security guarantees towards Ukraine be contingent on Ukraine paying back for billions in U.S. military support by sharing revenue from Ukrainian rare earth elements 50/50 in the future?



Column %	DEM	GOP	IND/OTH
Yes	44%	79%	59%
No	56%	21%	41%

If Ukraine agrees to share revenues from rare earth elements 50/50 in the future to pay for billions in U.S. military support should the United States offer direct security guarantees to Ukraine?



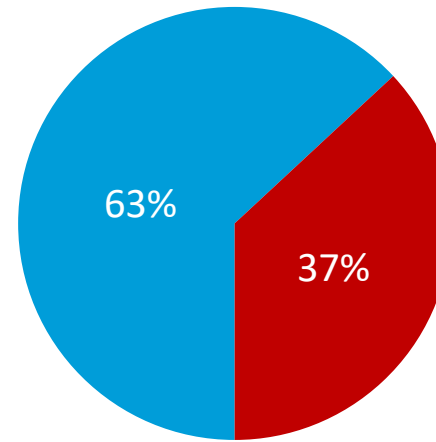
Column %	DEM	GOP	IND/OTH
Yes	65%	73%	68%
No	35%	27%	32%

UKR9x. Should U.S. security guarantees towards Ukraine be contingent on Ukraine paying back for billions in U.S. military support by sharing revenue from Ukrainian rare earth elements 50/50 in the future?

UKR10. If Ukraine agrees to share revenues from rare earth elements 50/50 in the future to pay for billions in U.S. military support should the United States offer direct security guarantees to Ukraine?

ALMOST 2 IN 3 VOTERS THINK RUSSIA WILL CONTINUE TO ADVANCE ONTO OTHER COUNTRIES IF IT SUCCESSFULLY CLAIMS UKRAINIAN TERRITORIES

Do you think if Russia is successful in claiming Ukrainian territory it will advance onto other countries or is that not the case?



■ Will advance onto other countries ■ Will not

Column %	DEM	GOP	IND/OTH
Will advance onto other countries	72%	58%	59%
Will not	28%	42%	41%

THANK YOU!