

HARVARD CAPS HARRIS POLL



Field Dates: January 15-16, 2025



SURVEY METHOD

This survey was conducted online within the United States on **January 15-16, 2025 among 2,650 registered voters** by **The Harris Poll and HarrisX**.

Respondents for this poll are recruited through opt-in, web-panel recruitment sampling. Recruitment occurs through a broad variety of professional, validated respondent panels to expand the sampling frame as wide as possible and minimize the impact of any given panel on recruiting methods.

Results are weighted for age within gender, region, race/ethnicity, marital status, household size, income, employment, education, political party, and political ideology where necessary to align them with their actual proportions in the population. Propensity score weighting was also used to adjust for respondents' propensity to be online. The margin of error for the total sample is +/- 1.9 pts on a 95% confidence level.

The poll was supervised by pollsters:

Mark Penn (Chairman, The Harris Poll)

Dritan Nesho (CEO, HarrisX)

Stephen Ansolabehere (Professor and CAPS Director Emeritus, Harvard University)

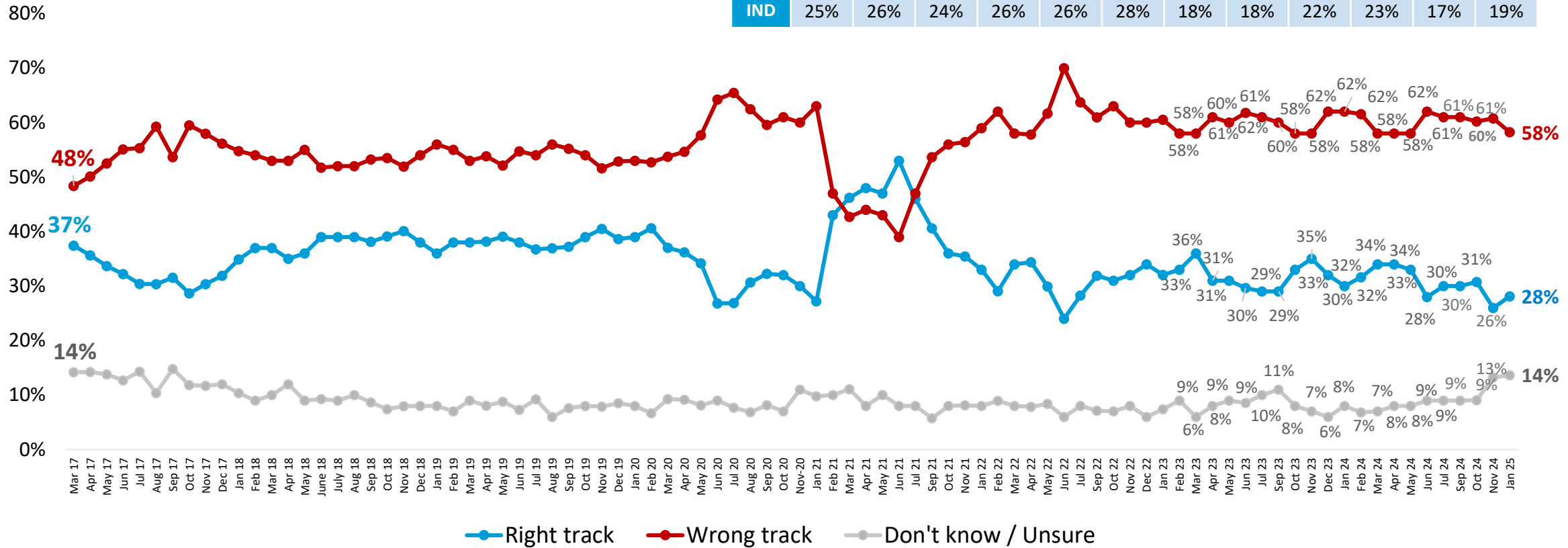
Approval and Mood of Country

JUST 28% OF VOTERS SAY THE COUNTRY IS ON THE RIGHT TRACK

% Who Say "Right Track"

	12/23	01/24	02/24	03/24	04/24	05/24	06/24	07/24	09/24	10/24	11/24	01/25
GOP	11%	10%	12%	12%	14%	14%	12%	11%	10%	15%	32%	34%
DEM	58%	52%	56%	62%	60%	53%	53%	56%	55%	52%	29%	30%
IND	25%	26%	24%	26%	26%	28%	18%	18%	22%	23%	17%	19%

Country: Right Track / Wrong Track



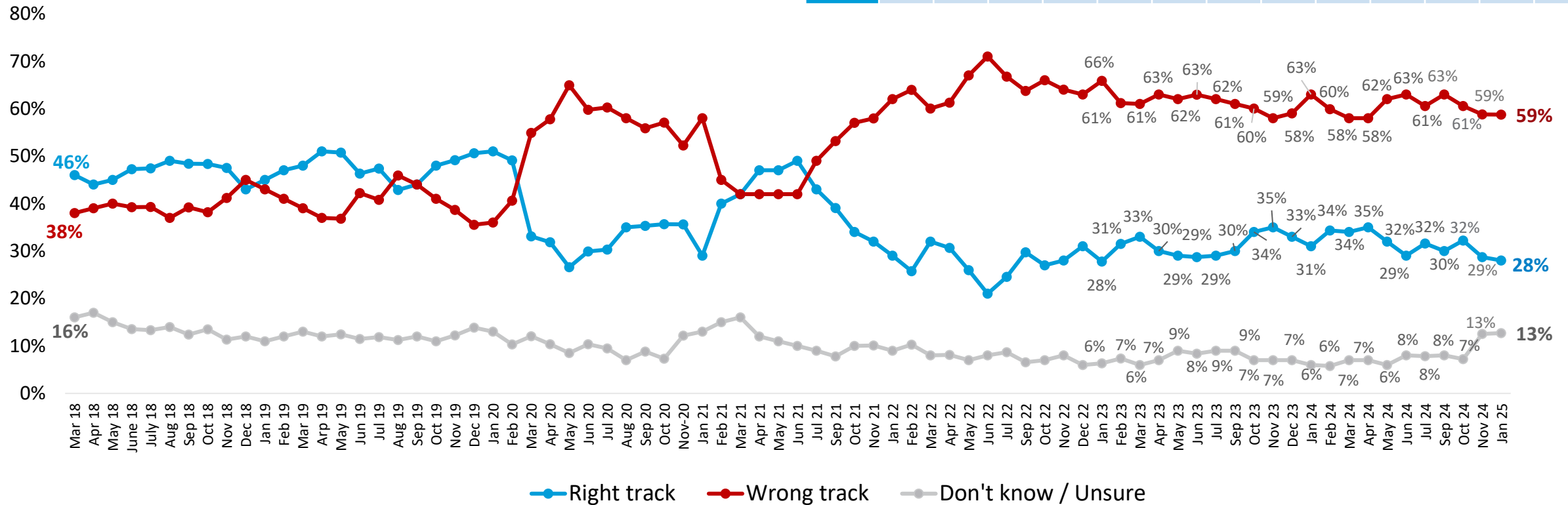
M1. In general, do you think the country is on the right track or is it off on the wrong track?

JUST UNDER 3 IN 10 SAY THE ECONOMY IS ON THE RIGHT TRACK

% Who Say "Right Track"

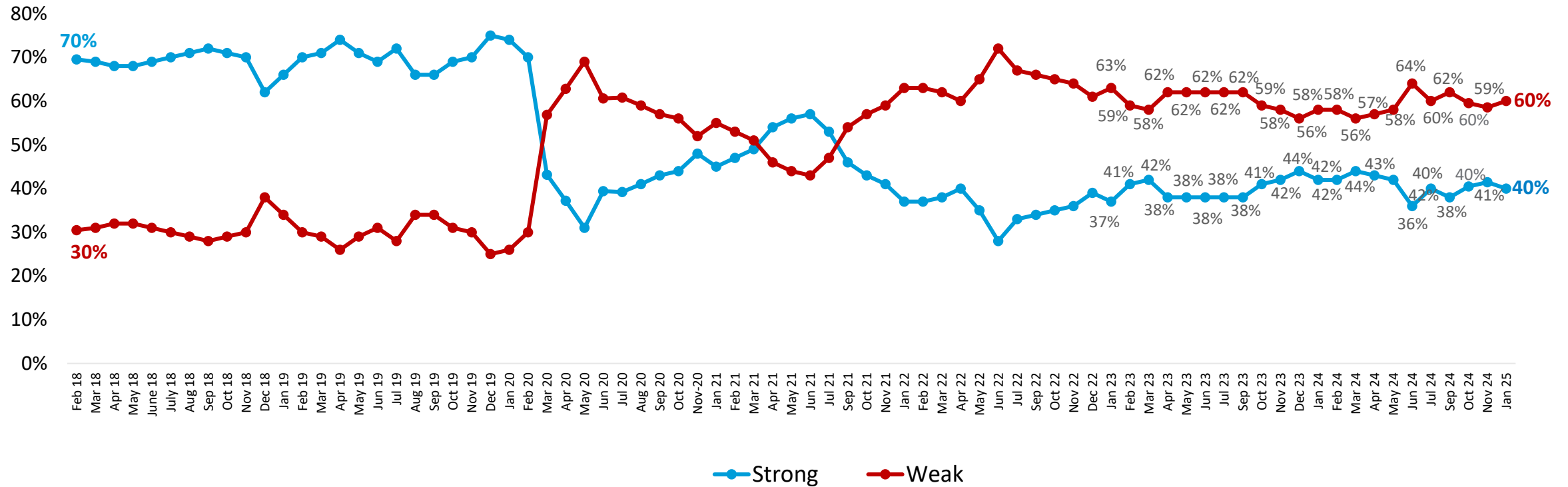
U.S. Economy: Right Track / Wrong Track

	11/23	12/23	01/24	02/24	03/24	04/24	05/24	06/24	07/24	09/24	10/24	11/24	1/25
GOP	22%	14%	11%	14%	12%	14%	13%	9%	11%	9%	13%	28%	30%
DEM	55%	55%	54%	58%	61%	60%	57%	55%	58%	54%	56%	38%	34%
IND	25%	29%	27%	29%	28%	29%	25%	20%	22%	23%	25%	21%	20%



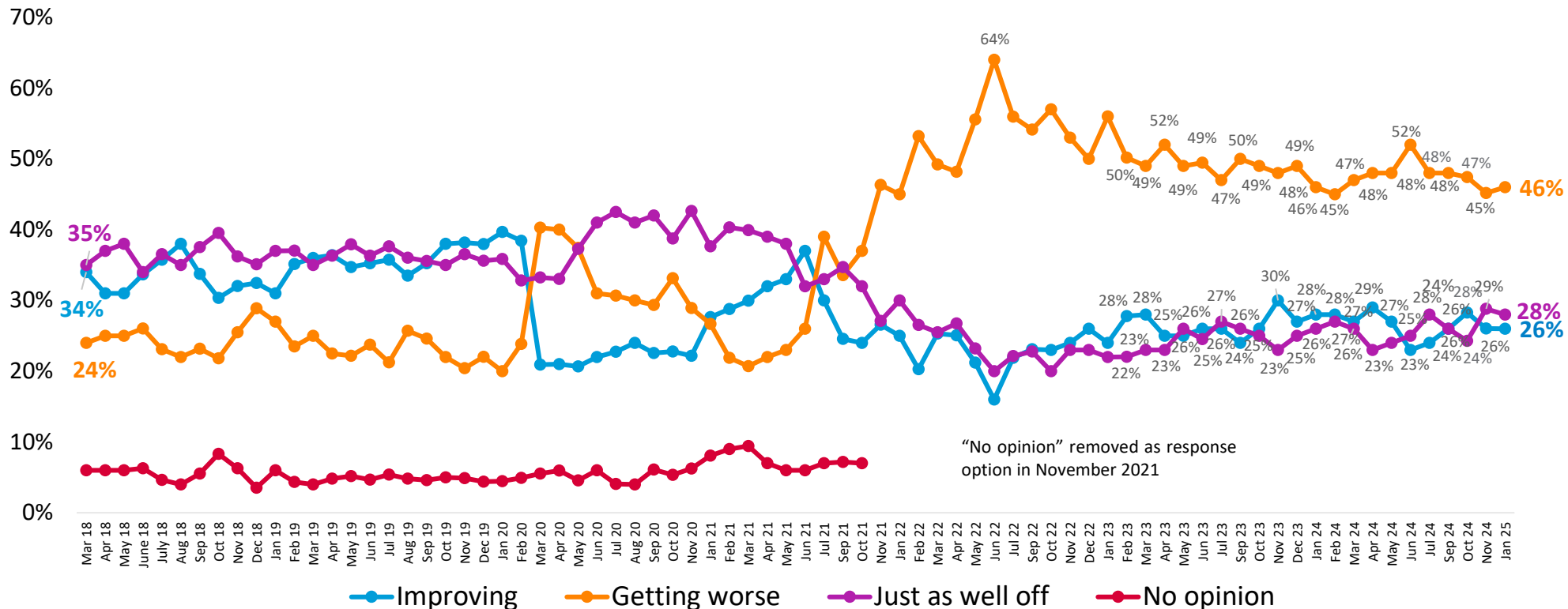
PERCEPTION OF THE ECONOMY STEADY, WITH 2 IN 5 SAYING IT IS STRONG TODAY

How strong do you think the U.S. economy is today?



CONSISTENT WITH THE END OF 2024, NEARLY HALF OF VOTERS SAY THEIR PERSONAL FINANCIAL SITUATION IS GETTING WORSE

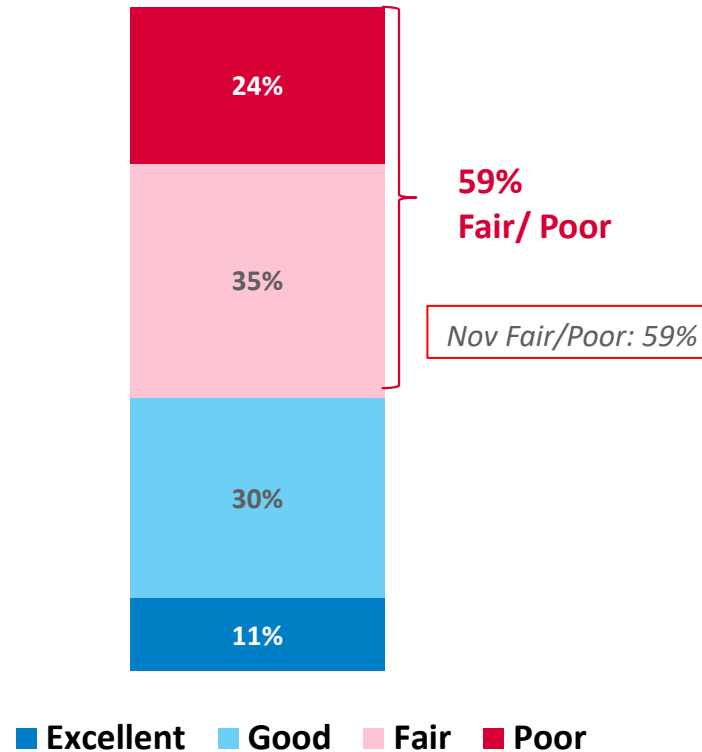
Would you say that your personal financial situation is improving or getting worse?



Row %	Improving	Getting worse
Total	26%	46%
DEM	31%	40%
GOP	25%	49%
IND/OTH	22%	49%
Male	31%	41%
Female	21%	51%
18-24	33%	47%
25-34	38%	40%
35-44	31%	44%
45-54	27%	47%
55-64	20%	52%
65+	14%	47%
White	23%	46%
Black or African American	41%	38%
Hispanic	25%	57%
Asian	35%	35%
Other	17%	51%
Urban	36%	40%
Suburban	22%	47%
Rural	19%	53%

CONSISTENT FROM NOVEMBER, ALMOST 3 IN 5 VOTERS SAY THEIR PERSONAL ECONOMICS ARE FAIR OR POOR

Do you think your personal economics right now are excellent, good, fair or poor?

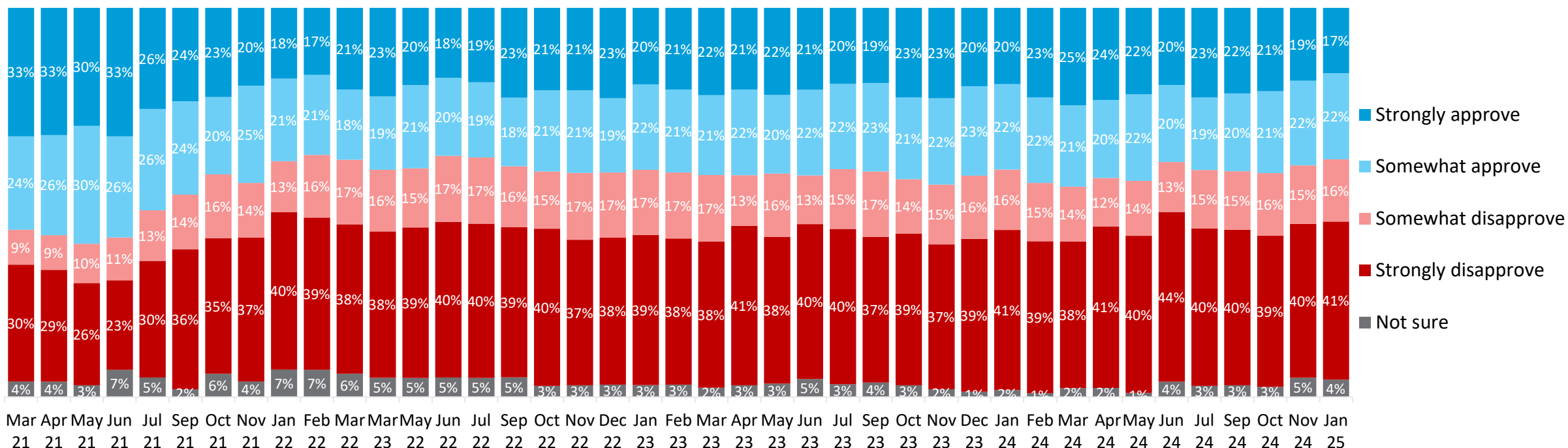


Row %	Excellent	Good	Fair	Poor	Fair/Poor
Total	11%	30%	35%	24%	59%
DEM	14%	35%	32%	19%	51%
GOP	13%	28%	35%	24%	59%
IND/OTH	6%	28%	38%	28%	67%
Male	15%	33%	33%	20%	53%
Female	7%	28%	37%	27%	65%
18-24	14%	29%	36%	21%	57%
25-34	17%	31%	30%	22%	52%
35-44	16%	29%	30%	25%	55%
45-54	11%	31%	35%	23%	58%
55-64	5%	24%	42%	29%	71%
65+	5%	37%	38%	20%	58%
White	10%	31%	34%	24%	58%
Black or African American	16%	29%	36%	19%	55%
Hispanic	9%	27%	38%	26%	64%
Asian	8%	45%	36%	11%	47%
Other	7%	16%	42%	34%	76%
Urban	17%	31%	31%	21%	52%
Suburban	9%	32%	37%	22%	59%
Rural	7%	26%	37%	30%	67%

BIDEN'S FINAL JOB APPROVAL IS UNDERWATER AT 39%

President Biden Overall Approval

57% 59% 61% 62% 52% 48% 43% 45% 39% 38% 39% 41% 41% 38% 38% 41% 42% 43% 42% 42% 43% 43% 43% 43% 41% 42% 44% 45% 43% 42% 45% 45% 44% 44% 40% 42% 42% 42% 40% 39%



Column %	Total	DEM	GOP	IND/OTH	Male	Female	18-24	25-34	35-44	45-54	55-64	65+	White	Black or African American	Hispanic	Asian	Other	Urban	Suburban	Rural
Approve (NET)	39%	73%	15%	31%	40%	38%	47%	38%	38%	38%	38%	39%	34%	57%	42%	55%	38%	50%	37%	27%
Disapprove (NET)	57%	24%	84%	60%	58%	56%	47%	53%	55%	59%	59%	60%	63%	35%	51%	38%	58%	46%	59%	68%

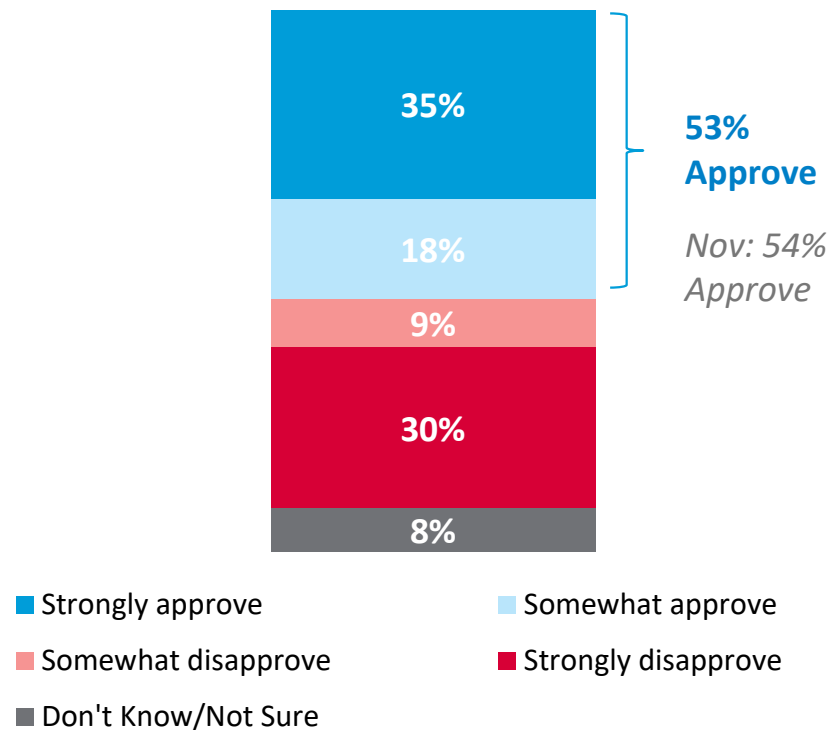
BIDEN'S APPROVAL ON KEY ISSUES IS ALSO UNDERWATER, THOUGH HALF OF VOTERS APPROVE OF HIS HANDLING OF TRUMP TRANSITION

Approve of Biden on... (Strongly or Somewhat Approve)

	Oct 22	Nov 22	Dec 22	Jan 23	Feb 23	Mar 23	Apr 23	May 23	Jun 23	Jul 23	Sep 23	Oct 23	Nov 23	Dec 23	Jan 24	Feb 24	Mar 24	Apr 24	May 24	Jun 24	Jul 24	Sep 24	Oct 24	Nov 24	Jan 25
The Economy	39%	39%	39%	38%	39%	40%	39%	39%	39%	38%	39%	41%	44%	42%	40%	43%	43%	42%	43%	38%	39%	38%	40%	37%	37%
Stimulating Jobs	46%	46%	47%	46%	48%	48%	47%	48%	44%	46%	46%	49%	50%	47%	47%	49%	50%	47%	49%	44%	46%	44%	45%	43%	43%
Immigration	38%	40%	40%	37%	38%	41%	40%	38%	35%	37%	36%	39%	46%	38%	35%	35%	36%	38%	40%	34%	37%	36%	36%	33%	34%
Foreign Affairs	41%	44%	42%	42%	43%	45%	42%	43%	40%	42%	40%	43%	44%	41%	40%	41%	42%	42%	42%	37%	39%	40%	40%	38%	38%
Administering the Gov't	44%	44%	43%	42%	42%	46%	44%	44%	42%	41%	42%	45%	46%	44%	42%	46%	45%	45%	46%	40%	43%	42%	43%	41%	40%
Dealing with violence and crime in the country	39%	40%	42%	39%	39%	42%	39%	39%	37%	37%	38%	41%	42%	42%	40%	41%	41%	41%	43%	37%	39%	39%	41%	38%	37%
Handling inflation	35%	38%	38%	36%	38%	38%	37%	37%	36%	34%	35%	40%	40%	39%	36%	39%	39%	38%	40%	34%	36%	36%	37%	35%	34%
Israeli-Hamas Conflict												44%	45%	42%	39%	38%	38%	39%	35%	33%	33%	34%	35%	31%	33%
Meeting our energy needs																				43%	44%	44%	44%	43%	43%
Dealing with climate change																				43%	45%	44%	46%	43%	43%
Abortion																				44%	45%	44%	45%	43%	42%
Racial equity																				47%	49%	47%	49%	46%	47%
Presidential transition to Trump																									50%

A MAJORITY OF VOTERS APPROVE OF DONALD TRUMP'S PERFORMANCE SO FAR AS PRESIDENT-ELECT

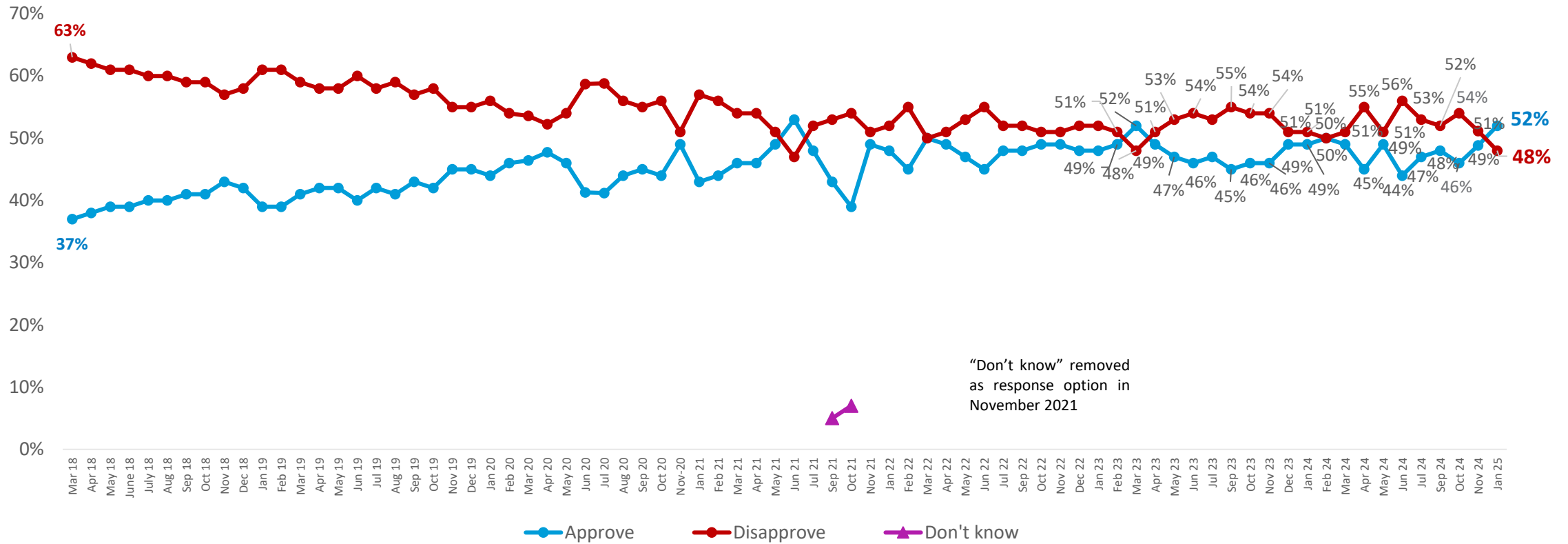
Do you approve or disapprove the job that Donald Trump is doing as president-elect?



Row %	Approve (NET)	Disapprove (NET)
Total	53%	39%
DEM	20%	74%
GOP	88%	8%
IND/OTH	49%	36%
Male	59%	35%
Female	48%	42%
18-24	41%	49%
25-34	58%	33%
35-44	56%	33%
45-54	53%	39%
55-64	54%	39%
65+	51%	44%
White	59%	34%
Black or African American	39%	51%
Hispanic	44%	45%
Asian	34%	54%
Other	47%	43%
Urban	48%	44%
Suburban	53%	40%
Rural	63%	29%

GOP APPROVAL IS UP, WITH 52% APPROVING OF HOW THE REPUBLICAN PARTY IS HANDLING ITS JOB

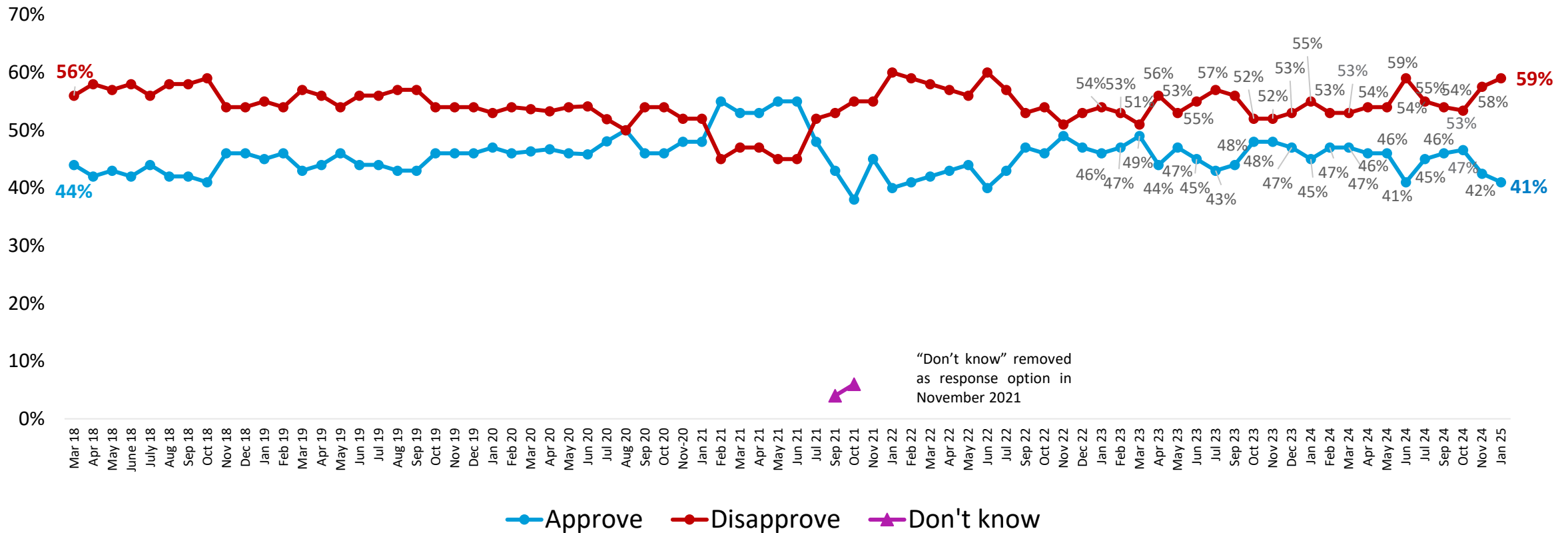
GOP Approval



Column %	Total	DEM	GOP	IND/OTH	Male	Female	18-24	25-34	35-44	45-54	55-64	65+	White	Black or African American	Hispanic	Asian	Other	Urban	Suburban	Rural
Approve (NET)	52%	22%	86%	47%	56%	49%	45%	56%	56%	52%	52%	50%	58%	38%	45%	41%	43%	49%	51%	61%
Disapprove (NET)	48%	78%	14%	53%	44%	51%	55%	44%	44%	48%	48%	50%	42%	62%	55%	59%	57%	51%	49%	39%

DEMOCRATIC PARTY APPROVAL IS DEPRESSED AND DECREASING, NOW AT 41% APPROVAL

Democratic Party Approval

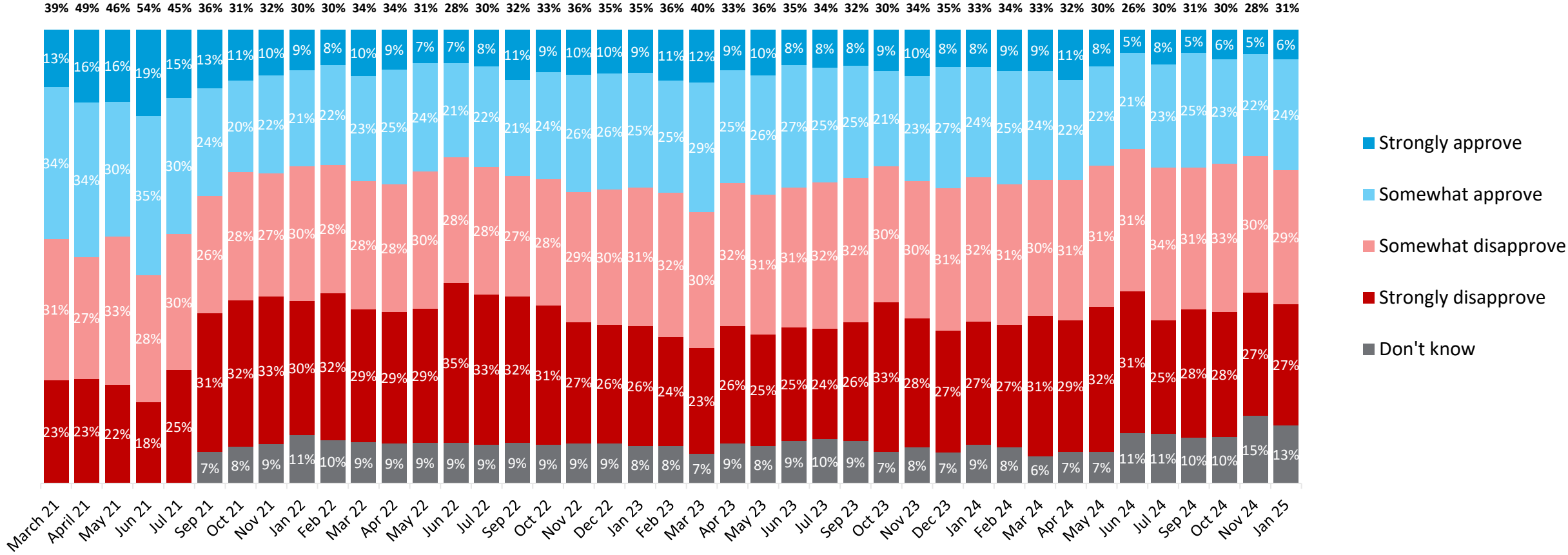


Column %	Total	DEM	GOP	IND/OTH	Male	Female	18-24	25-34	35-44	45-54	55-64	65+	White	Black or African American	Hispanic	Asian	Other	Urban	Suburban	Rural
Approve (NET)	41%	73%	18%	32%	39%	42%	51%	45%	42%	40%	37%	36%	36%	58%	44%	51%	35%	53%	37%	32%
Disapprove (NET)	59%	27%	82%	68%	61%	58%	49%	55%	58%	60%	63%	64%	64%	42%	56%	49%	65%	47%	63%	68%

M5. Do you approve or disapprove of the way the Democratic Party is handling its job?

DISSATISFACTION WITH CONGRESS CONTINUES WITH ONLY 31% OF VOTERS APPROVING

Do you approve or disapprove of the way Congress is doing its job?

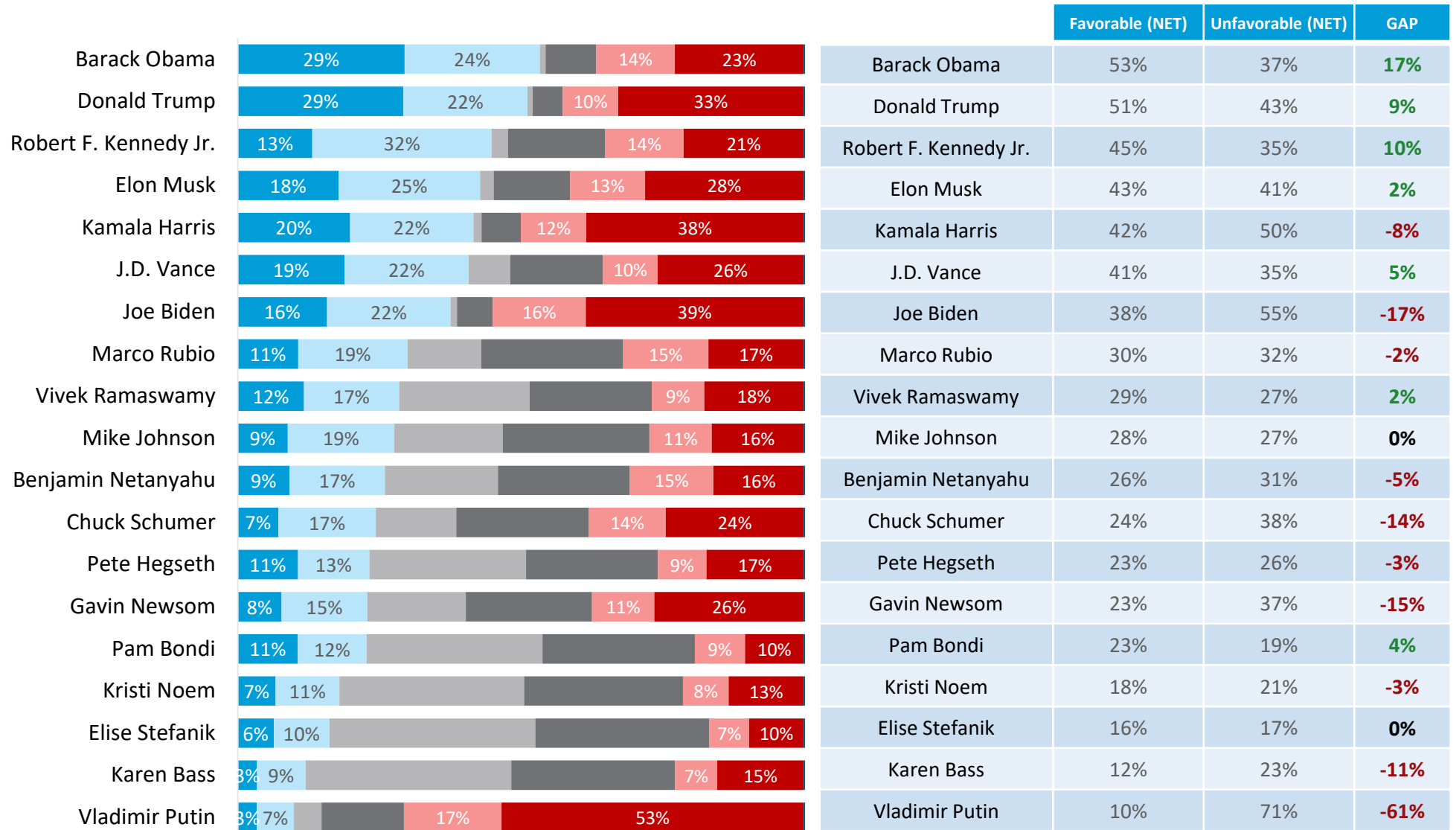


CON1. Do you approve or disapprove of the way Congress is doing its job?

TRUMP AND JD VANCE HAVE A NET POSITIVE FAVORABILITY HEADING INTO THE WHITE HOUSE

Favorability of Political Figures

- Very favorable
- Favorable
- Never heard of them
- No opinion
- Unfavorable
- Very unfavorable
- (Hide) Favorable NET

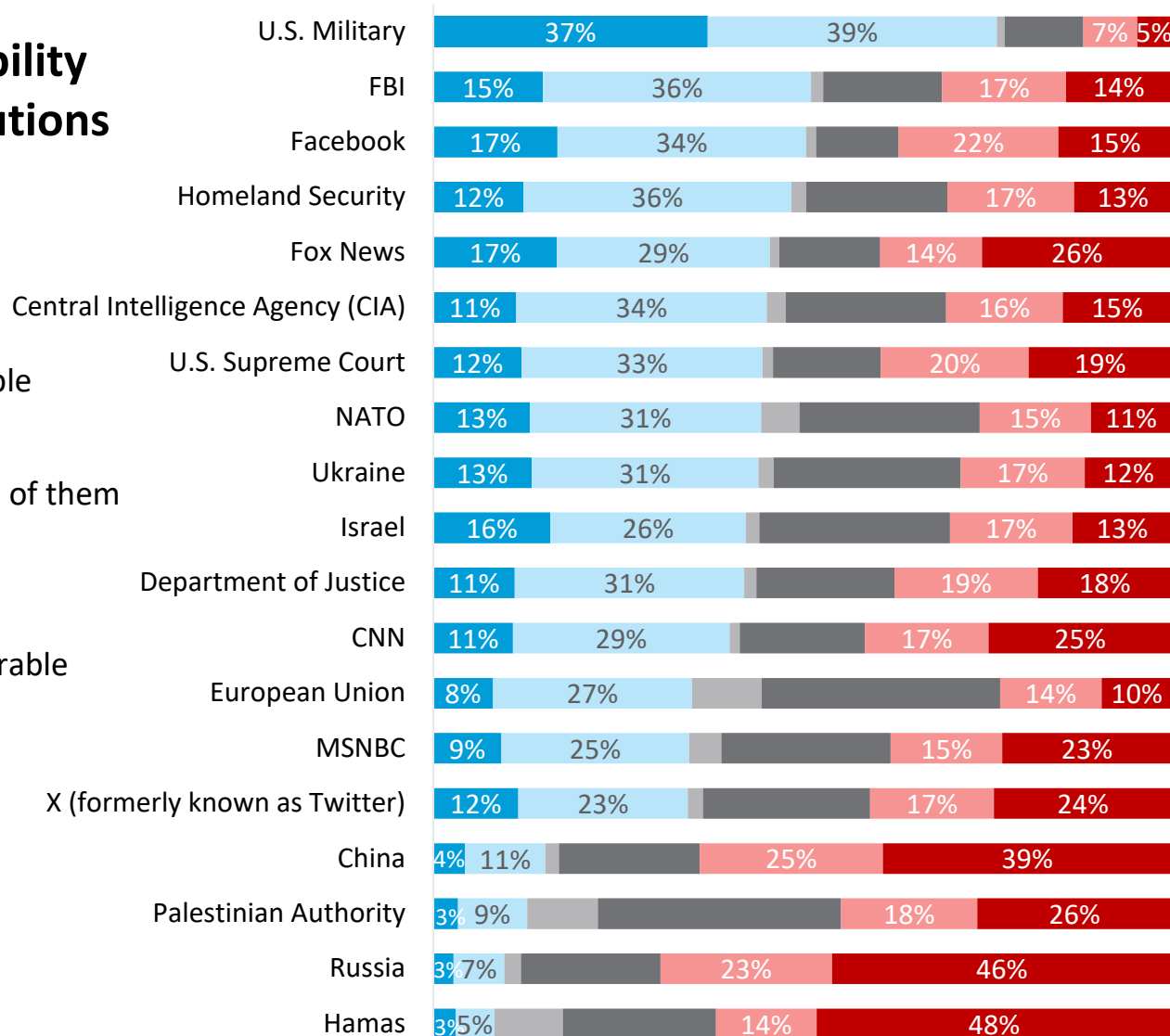


F1. Now we will show you some names and groups. Please indicate if you have a favorable or unfavorable view of that person or group – or if you’ve never heard of them.

U.S. MILITARY, THE FBI, FACEBOOK, AND HOMELAND SECURITY ARE THE MOST FAVORABLE INSTITUTIONS TESTED

Favorability of Institutions

- Very favorable
- Favorable
- Never heard of them
- No opinion
- Unfavorable
- Very unfavorable

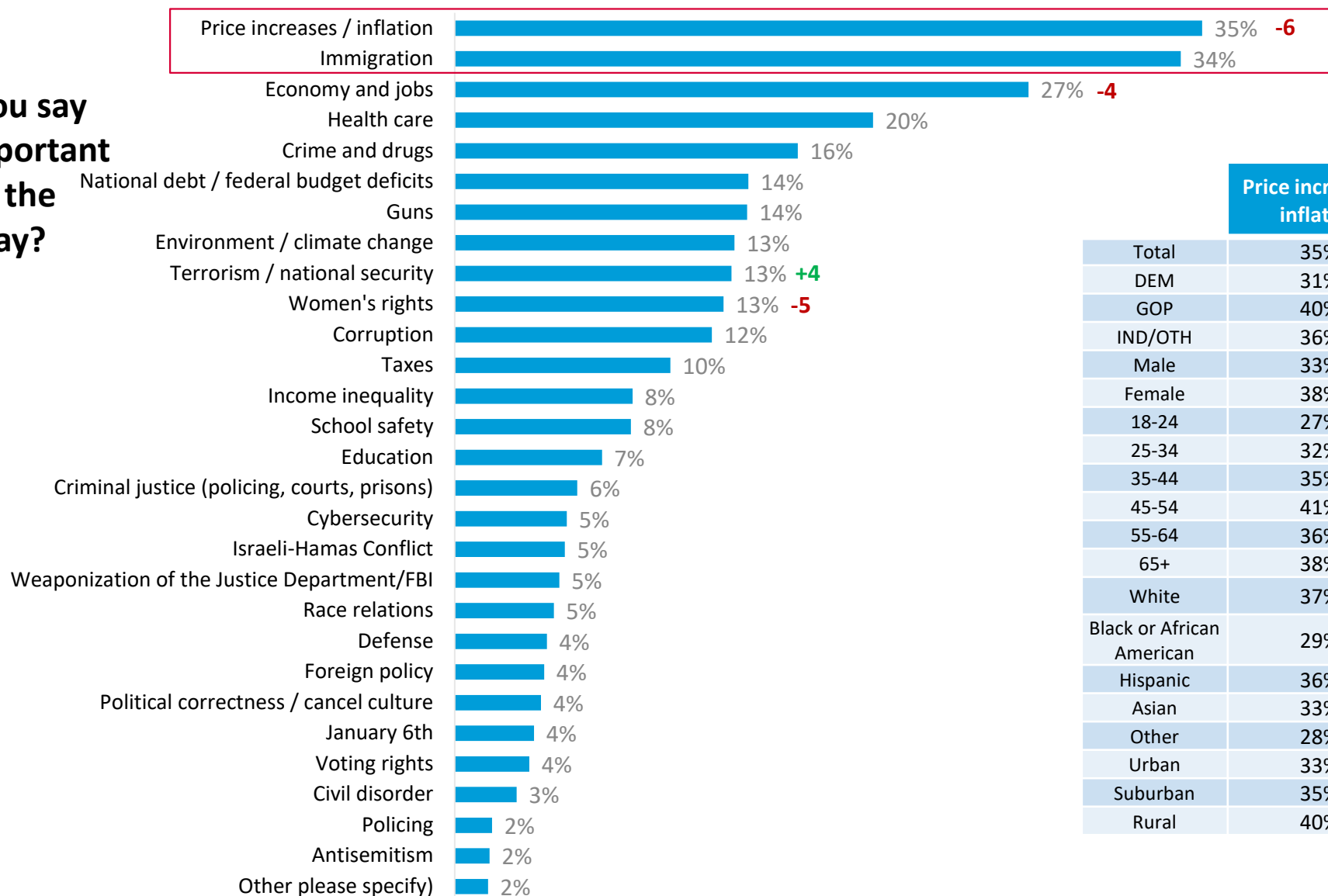


	Favorable (NET)	Unfavorable (NET)	GAP
U.S. Military	76%	12%	64%
FBI	51%	31%	20%
Facebook	50%	37%	13%
Homeland Security	48%	30%	18%
Fox News	46%	39%	6%
Central Intelligence Agency (CIA)	45%	31%	15%
U.S. Supreme Court	45%	39%	5%
NATO	44%	26%	18%
Ukraine	44%	29%	15%
Israel	42%	30%	12%
Department of Justice	42%	38%	5%
CNN	40%	42%	-1%
European Union	35%	23%	12%
MSNBC	35%	38%	-3%
X (formerly known as Twitter)	34%	41%	-6%
China	15%	64%	-49%
Palestinian Authority	13%	45%	-32%
Russia	10%	69%	-60%
Hamas	8%	62%	-53%

F1. Now we will show you some names and groups. Please indicate if you have a favorable or unfavorable view of that person or group – or if you’ve never heard of them.

INFLATION AND THE ECONOMY REMAIN TOP ISSUES TO VOTERS, BUT LESS SO THAN IN NOVEMBER; VOTERS CITE NATIONAL SECURITY AS MORE IMPORTANT THIS MONTH

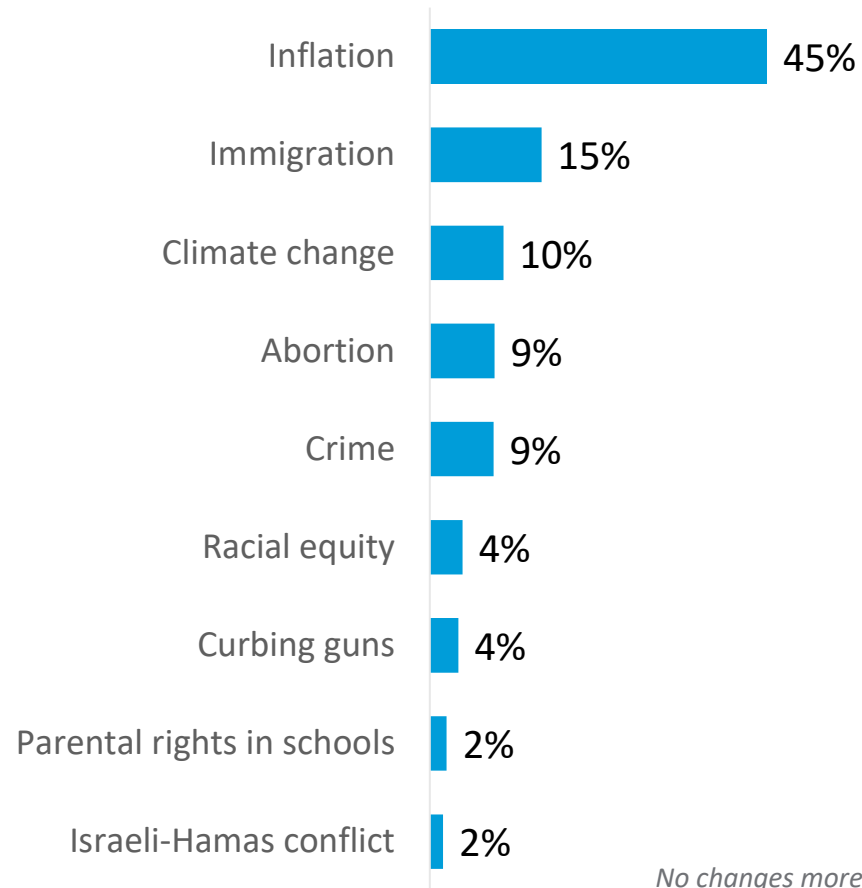
What would you say are the most important issues facing the country today?



	Price increases / inflation	Immigration
Total	35%	34%
DEM	31%	16%
GOP	40%	53%
IND/OTH	36%	33%
Male	33%	35%
Female	38%	34%
18-24	27%	21%
25-34	32%	25%
35-44	35%	25%
45-54	41%	34%
55-64	36%	40%
65+	38%	49%
White	37%	39%
Black or African American	29%	18%
Hispanic	36%	31%
Asian	33%	28%
Other	28%	25%
Urban	33%	27%
Suburban	35%	36%
Rural	40%	41%

INFLATION REMAINS THE MOST IMPORTANT PERSONAL ISSUE TO VOTERS ACROSS PARTY LINES

Which of these issues is most important to you personally?



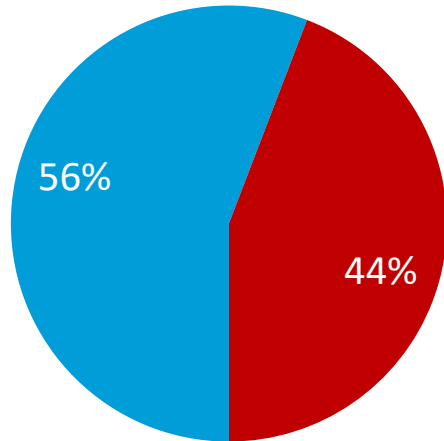
No changes more than 3pts

Column %	DEM	GOP	IND/OTH
Inflation	37%	50%	49%
Immigration	7%	25%	12%
Climate change	15%	5%	9%
Abortion	14%	4%	8%
Crime	10%	7%	9%
Racial equity	7%	2%	4%
Curbing guns	6%	2%	4%
Parental rights in schools	1%	3%	3%
Israeli-Hamas conflict	2%	2%	2%

TRUMP ADMINISTRATION EXPECTATIONS

A MAJORITY VOTERS SAY TRUMP HAS BEEN TRYING TO UNIFY THE COUNTRY SINCE THE ELECTION, WHILE THEY ARE SPLIT ABOUT BIDEN

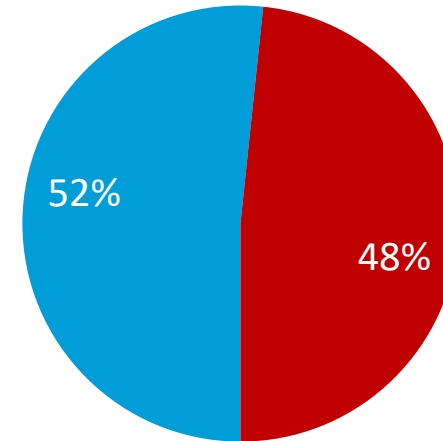
Do you think Donald Trump has been trying to unify the country since the election or has he been acting to divide the country?



■ Unify ■ Divide

Column %	DEM	GOP	IND/OTH
Unify	23%	88%	55%
Divide	77%	12%	45%

Do you think the Biden administration has been trying to unify the country since the election or has he been acting to divide the country?



■ Divide ■ Unify

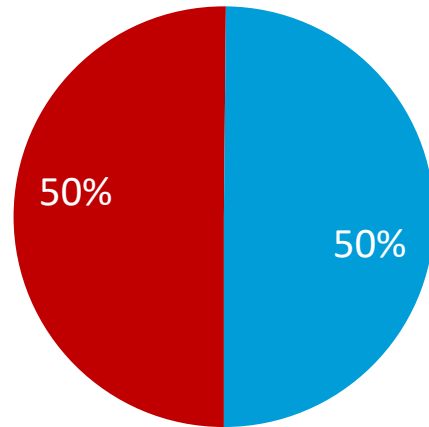
Column %	DEM	GOP	IND/OTH
Divide	17%	80%	57%
Unify	83%	20%	43%

DJT0101. Do you think Donald Trump has been trying to unify the country since the election or has he been acting to divide the country?

DJT0102. Do you think the Biden administration has been trying to unify the country since the election or has he been acting to divide the country?

VOTERS ARE DIVIDED OVER WHETHER TRUMP'S CRIMINAL CHARGES SHOULD BE DROPPED, WHILE 7 IN 10 AGREE THE NEW YORK CASE WILL BE OVERTURNED ON APPEAL

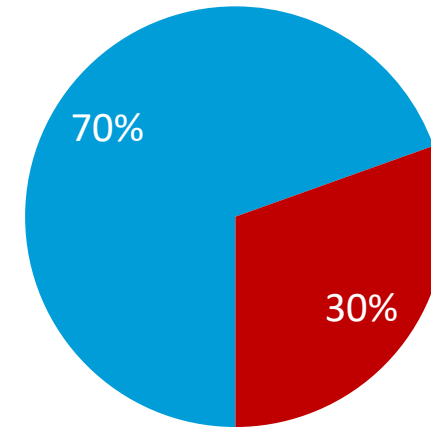
Do you support or oppose the dropping of all criminal charges against Donald Trump?



■ Oppose ■ Support

Column %	DEM	GOP	IND/OTH
Oppose	84%	18%	51%
Support	16%	82%	49%

Do you think he will overturn the case against him in New York on appeal or not?

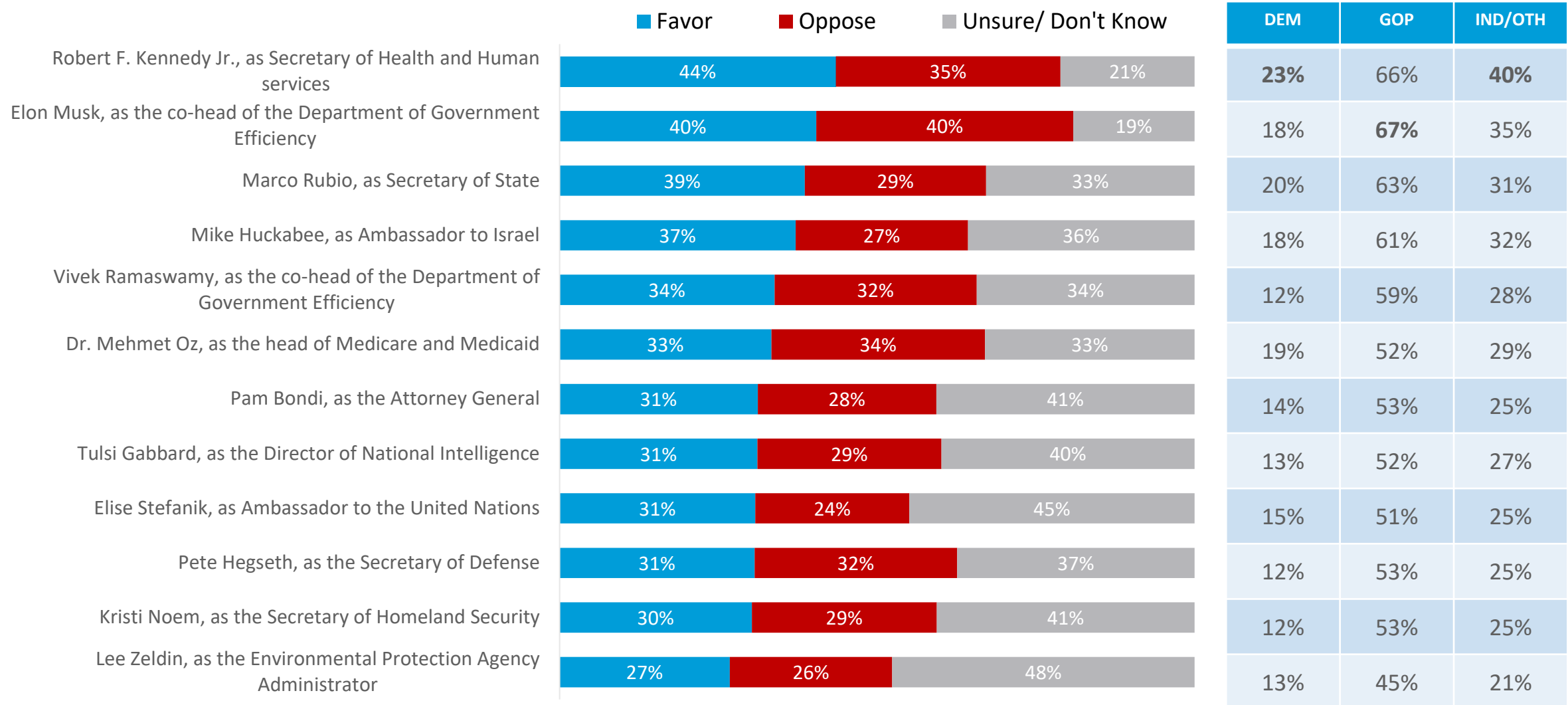


■ Will overturn the case against him
■ Will not overturn the case against him

Column %	DEM	GOP	IND/OTH
Will overturn the case against him	60%	80%	68%
Will not overturn the case against him	40%	20%	32%

RFK JR., MUSK, AND RUBIO EMERGE AS TOP CABINET PICKS, FAVORED BY 2 IN 5 VOTERS AND BACKED BY NEARLY TWO-THIRDS OF GOP VOTERS

Do you favor or oppose each of the following cabinet appointments made by president-elect Trump?



CONDUCTING DEPORTATIONS OF UNDOCUMENTED IMMIGRANTS WHO HAVE COMMITTED CRIMES AND ENDING THE CONFLICT IN ISRAEL ARE THE MOST POPULAR TRUMP POLICIES

% Support by Political Party

Support and Opposition for different policies

Top 14

	Support	Oppose	DEM	GOP	IND/OTH
Conducting deportations of illegal/undocumented immigrants here who have committed crimes	71%	29%	58%	85%	68%
Ending the conflict between Israel and Hamas in Gaza by demanding the full surrender of Hamas and the return of hostages	66%	34%	59%	78%	62%
Ending government payments for sex change operations for prisoners and those in immigration detention	63%	37%	44%	82%	62%
Closing the border by reinstating past immigration policies that discouraged illegal immigration	61%	39%	42%	83%	57%
Ending hiring for government jobs on the basis of race and returning to merit hiring of government employees	59%	41%	42%	77%	57%
Conducting deportations of illegal/undocumented immigrants	58%	42%	36%	81%	55%
Imposing sanctions and other costs on Iran for attacking Israel and destabilizing the Middle East	57%	43%	45%	73%	53%
Conducting deportations of illegal/undocumented immigrants living here on public assistance	57%	43%	39%	79%	53%
Cutting \$1-2 trillion dollars in government spending to eradicate annual U.S. government budget deficits and mounting debt	57%	43%	38%	75%	57%
Ending the war in Ukraine as soon as possible by freezing the current conflict lines, creating a demilitarized zone between Ukraine and Russia, and making sure Ukraine receives security guarantees from the West but stays neutral and doesn't join NATO	54%	46%	43%	70%	48%
Imposing new trade tariffs on China with the goal of aiding American manufacturing	52%	48%	34%	74%	47%
Continuing to support Ukraine in its war against Russia	49%	51%	56%	49%	41%
Making the 2017 tax cuts permanent	48%	52%	32%	68%	45%
Undoing Biden's ban on offshore oil and gas drilling	47%	53%	20%	76%	44%

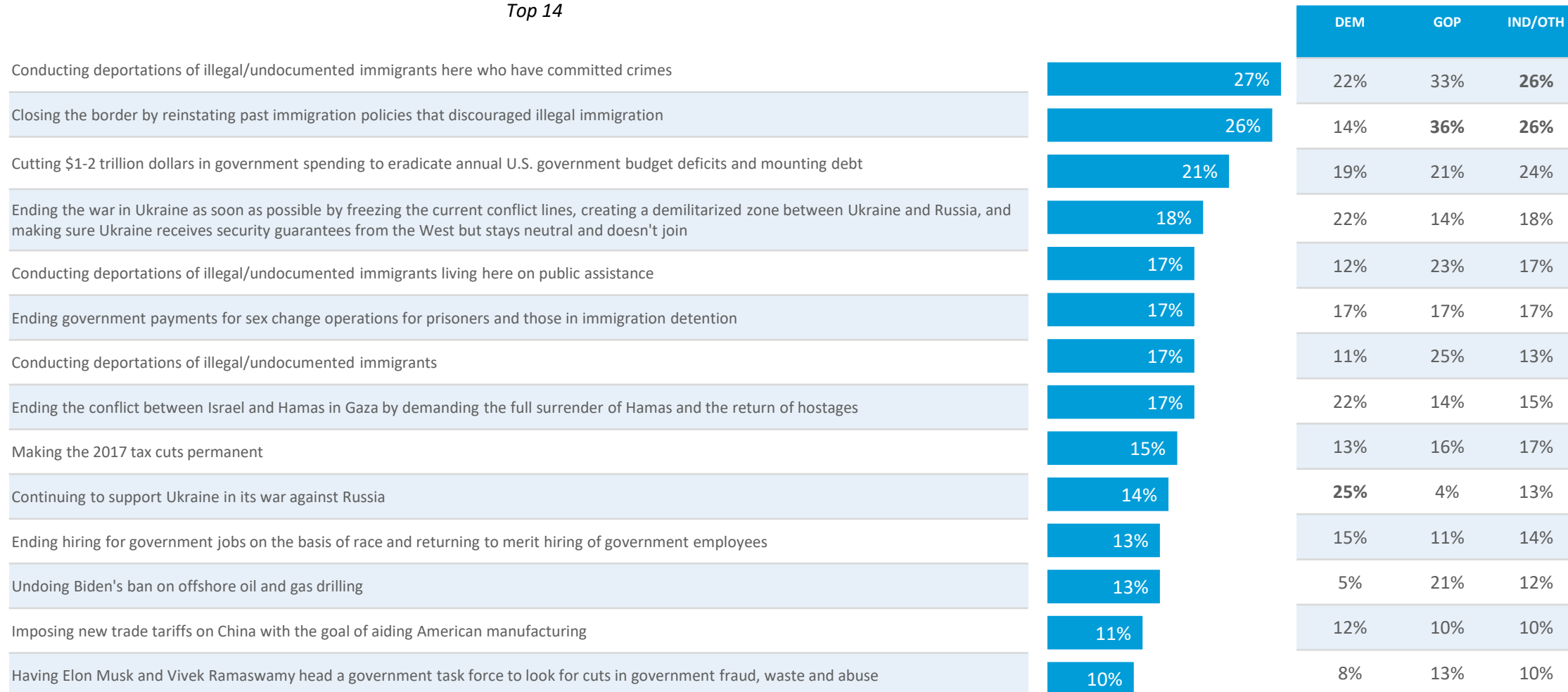
WHILE WITHDRAWING FROM NATO AND RENAMING THE GULF OF MEXICO ARE LEAST THE LEAST POPULAR POLICIES TESTED

Support and Opposition for different policies <i>Bottom 13</i>			% Support by Political Party		
	Support	Oppose	DEM	GOP	IND/OTH
Allowing Greenland to join the U.S. as a state or associated territory if inhabitants of the island democratically vote to do so	46%	54%	31%	64%	41%
Allowing and increasing oil drilling in the Alaska Arctic Refuge	45%	55%	25%	70%	39%
Having Elon Musk and Vivek Ramaswamy head a government task force to look for cuts in government fraud, waste and abuse	45%	55%	23%	71%	41%
Raising NATO members' minimum contribution to NATO to spending 5% of their GDP on defense	45%	55%	34%	60%	40%
Revitalizing the Abraham Accords, which almost led in 2021 to full political and economic relations between Israel and its Arab neighbors, including Saudi Arabia	43%	57%	34%	57%	37%
Retaking control of the Panama Canal	41%	59%	23%	62%	39%
Create a union with Canada or have it become part of the United States if its voters so choose	41%	59%	29%	56%	37%
Imposing new trade tariffs on Canada and Mexico	40%	60%	24%	59%	35%
Buying Greenland from Denmark for national security purposes	37%	63%	22%	57%	31%
Issuing a "Muslim ban" on immigrants and visitors from majority Muslim countries	37%	63%	21%	53%	36%
Launching a strategic U.S. government bitcoin reserve to mitigate against the effects of inflation	31%	69%	23%	44%	26%
Renaming the Gulf of Mexico the Gulf of America	28%	72%	16%	43%	22%
Withdrawing from NATO	24%	76%	15%	32%	25%

CONDUCTING DEPORTATIONS AND CLOSING BORDERS EMERGE AS VOTERS' TOP PRIORITIES FOR THE TRUMP ADMINISTRATION

% Say policy should top priority for Trump administration in first 100 days


Top 14



VOTERS LEAST WANT TRUMP TO FOCUS ON IMPOSING TRADE TARIFFS ON CANADA AND MEXICO AND WITHDRAWING FROM NATO

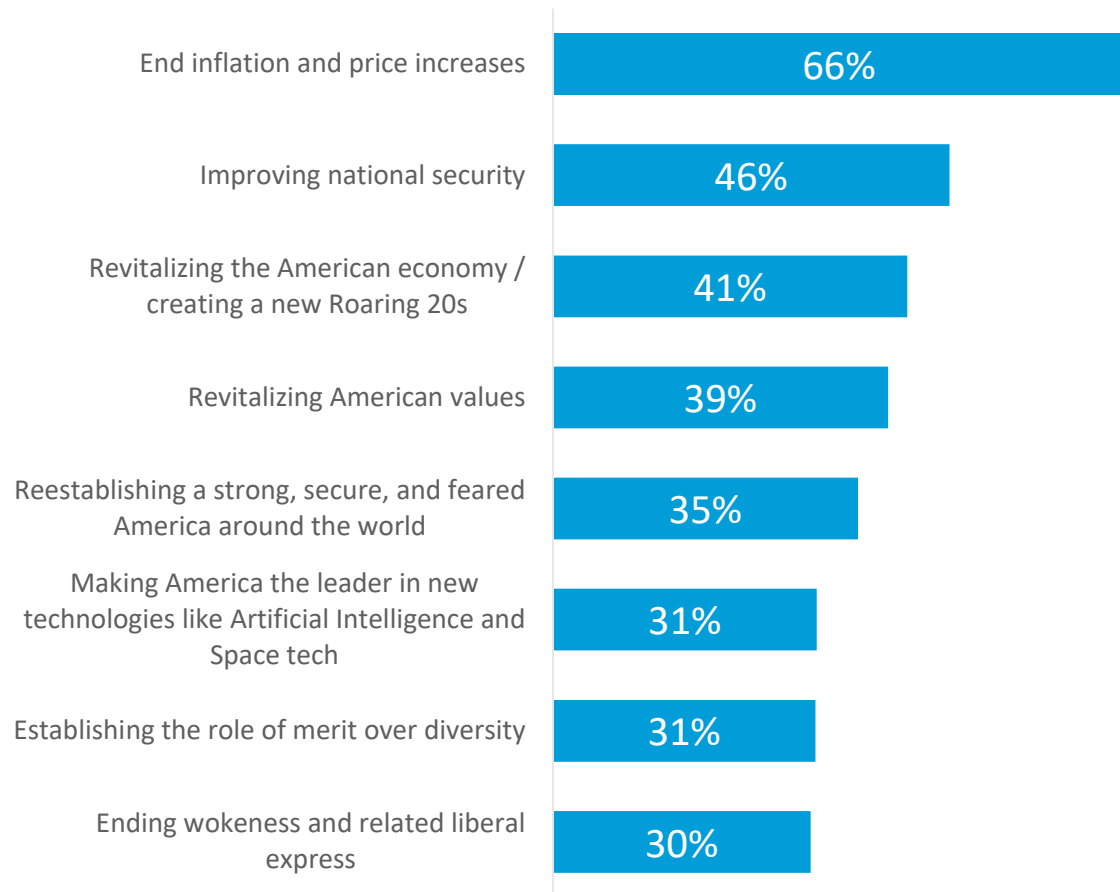
% Say policy should top priority for Trump administration in first 100 days

Bottom 13



ACROSS PARTY LINES, ENDING INFLATION AND PRICE INCREASES TOPS VOTERS' HOPES FOR THE INCOMING TRUMP ADMINISTRATION

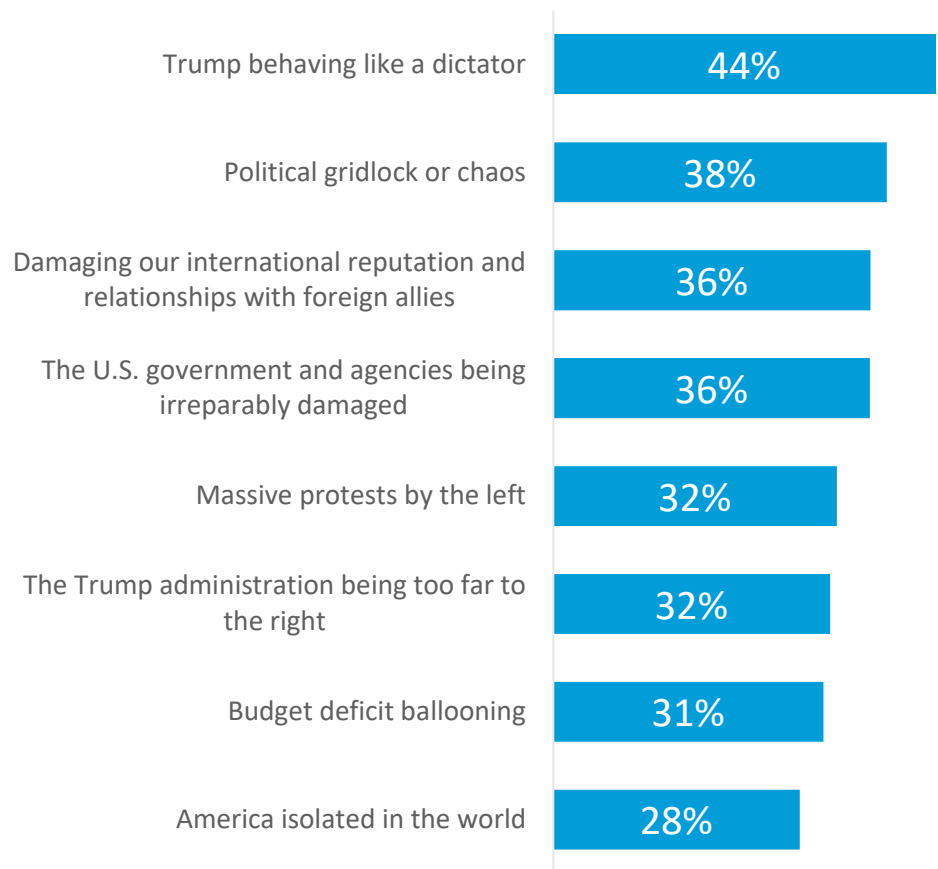
What are your greatest hopes for the newly elected Trump administration?



	DEM	GOP	IND/OTH
End inflation and price increases	55%	74%	69%
Improving national security	30%	61%	46%
Revitalizing the American economy / creating a new Roaring 20s	25%	55%	43%
Revitalizing American values	22%	55%	39%
Reestablishing a strong, secure, and feared America around the world	19%	53%	33%
Making America the leader in new technologies like Artificial Intelligence and Space tech	23%	39%	29%
Establishing the role of merit over diversity	15%	46%	30%
Ending wokeness and related liberal express	13%	48%	28%

7 IN 10 DEMOCRATS WORRY ABOUT TRUMP BEHAVING LIKE A DICTATOR, WHILE 45% OF REPUBLICANS CITE LEFTISTS' PROTESTS AS THEIR BIGGEST FEAR FOR THE NEW ADMINISTRATION

What are your greatest fears for the newly elected Trump administration?

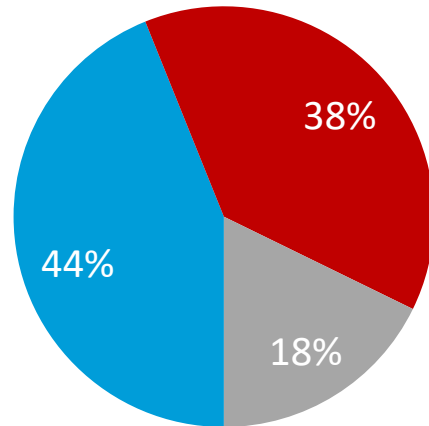


	DEM	GOP	IND/OTH
Trump behaving like a dictator	69%	19%	45%
Political gridlock or chaos	44%	30%	40%
Damaging our international reputation and relationships with foreign allies	55%	20%	34%
The U.S. government and agencies being irreparably damaged	53%	20%	36%
Massive protests by the left	21%	45%	31%
The Trump administration being too far to the right	52%	16%	28%
Budget deficit ballooning	40%	20%	33%
America isolated in the world	43%	15%	27%

TA1107. What are your greatest fears for the newly elected Trump administration? Please select all that apply.

A PLURALITY OF VOTERS APPROVE OF BIDEN'S TRANSITION OUT OF OFFICE AND HALF APPROVE TRUMP'S TRANSITION BACK IN

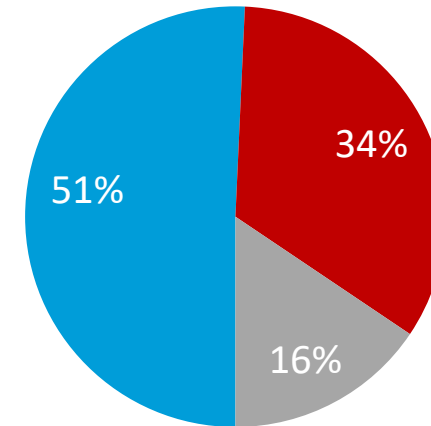
Do you approve or disapprove of the way Joe Biden is handling the transition process as outgoing president?



■ Approve ■ Disapprove
■ Unsure/Don't know

Column %	DEM	GOP	IND/OTH
Approve	74%	25%	35%
Disapprove	13%	61%	39%
Unsure/Don't know	13%	14%	26%

Do you approve or disapprove of the way Donald Trump is handling his presidential transition as he prepares for his return to the White House?



■ Approve ■ Disapprove
■ Unsure/Don't know

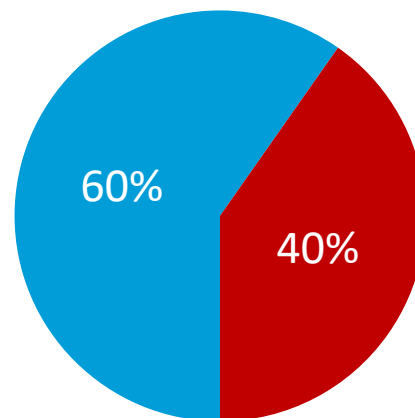
Column %	DEM	GOP	IND/OTH
Approve	20%	85%	45%
Disapprove	65%	8%	30%
Unsure/Don't know	15%	8%	25%

TA0103. Do you approve or disapprove of the way Joe Biden is handling the transition process as outgoing president?

TA0104. Do you approve or disapprove of the way Donald Trump is handling his presidential transition as he prepares for his return to the White House?

3 IN 5 VOTERS SEE BIDEN'S RECENT ACTIONS AS TYPICAL FOR AN OUTGOING ADMINISTRATION

Do you believe Biden's recent actions, such as the executive order for new restrictions on offshore drilling and blocking the U.S. Steel takeover bid by Japan's Nippon, are typical of an outgoing administration to try and push through their policy agenda, or is it trying to make President-elect Trump's transition process as difficult as possible?



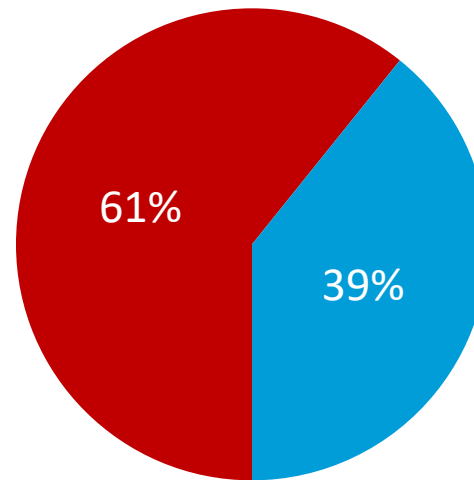
- Typical of an outgoing administration to try and push through their policy agenda
- Trying to make President-elect Trump's transition process as difficult as possible

Column %	DEM	GOP	IND/OTH
Typical of an outgoing administration to try and push through their policy agenda	84%	43%	53%
Trying to make President-elect Trump's transition process as difficult as possible	16%	57%	47%

TA0106. Do you believe Biden's recent actions, such as the executive order for new restrictions on offshore drilling and blocking the U.S. Steel takeover bid by Japan's Nippon, are typical of an outgoing administration to try and push through their policy agenda, or is it trying to make President-elect Trump's transition process as difficult as possible?

HOWEVER, A MAJORITY OF VOTERS OPPOSE BIDEN'S DECISION TO COMMUTE THE SENTENCES OF 37 CONVICTED MURDERERS

Do you favor or oppose Joe Biden's commutation of the sentences of 37 convicted murderers from the death penalty to life in prison?



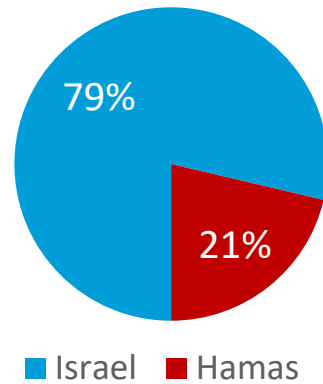
■ Oppose ■ Favor

Column %	DEM	GOP	IND/OTH
Oppose	34%	80%	67%
Favor	66%	20%	33%

ISRAEL-HAMAS CONFLICT

4 IN 5 VOTERS SAY THEY SUPPORT ISRAEL OVER HAMAS, AND A STRONG MAJORITY ACROSS THE PARTISAN SPECTRUM SUPPORTS THE RECENT CEASEFIRE DEAL

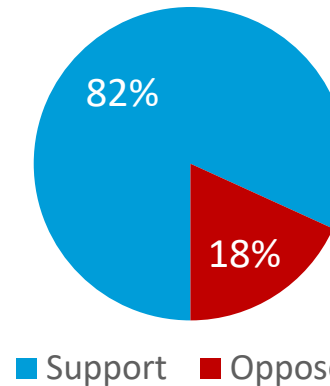
In the Israel-Hamas conflict do you support more Israel or more Hamas?



Column %	DEM	GOP	IND/OTH
Israel	75%	81%	80%
Hamas	25%	19%	20%

Column %	18-24	25-34	35-44	45-54	55-64	65+
Israel	79%	68%	71%	77%	83%	90%
Hamas	21%	32%	29%	23%	17%	10%

Do you support or oppose the ceasefire deal reached between Israel and Hamas which aims to end the war in Gaza and release hostages?



Column %	DEM	GOP	IND/OTH
Support	87%	81%	78%
Oppose	13%	19%	22%

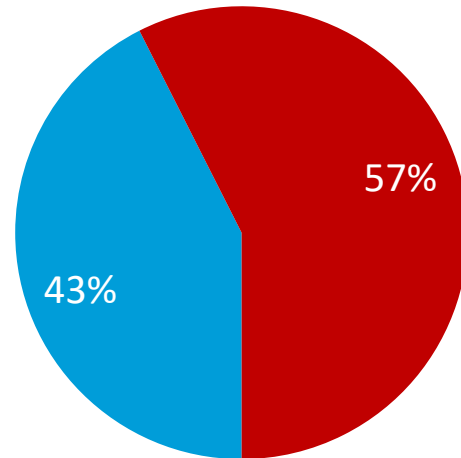
Column %	18-24	25-34	35-44	45-54	55-64	65+
Support	64%	77%	77%	82%	88%	88%
Oppose	36%	23%	23%	18%	12%	12%

ISR6xJan: In the Israel-Hamas conflict do you support more Israel or more Hamas?

ISR0101: Do you support or oppose the ceasefire deal reached between Israel and Hamas which aims to end the war in Gaza and release hostages?

57% BELIEVE HAMAS AGREED TO THE HOSTAGE DEAL BECAUSE OF THE INCOMING TRUMP ADMINISTRATION

Do you think Hamas agreed to the deal because of negotiations by the Biden administration or because of the incoming Trump administration?



- Biden negotiations
- Incoming Trump administration

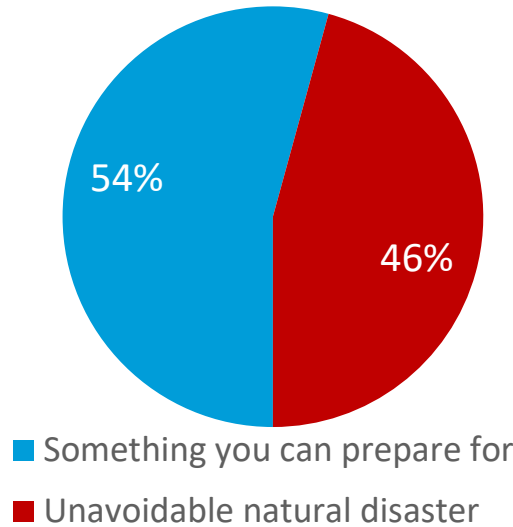
Column %	DEM	GOP	IND/OTH
Biden negotiations	75%	16%	40%
Incoming Trump administration	25%	84%	60%

Column %	18-24	25-34	35-44	45-54	55-64	65+
Biden negotiations	54%	47%	52%	29%	40%	40%
Incoming Trump administration	46%	53%	48%	71%	60%	60%

L.A. FIRES

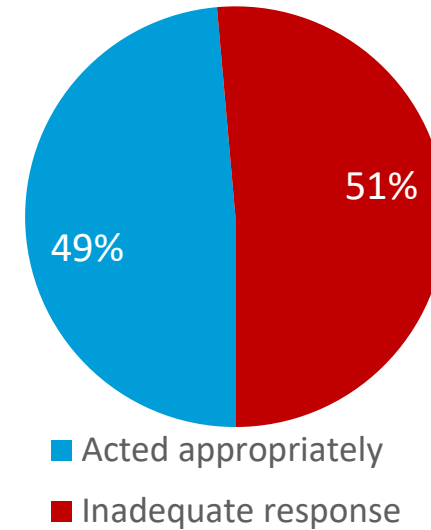
OVER 1 IN 2 VOTERS SAY THE LA FIRES ARE SOMETHING THAT CAN BE PREPARED FOR, BUT ARE SPLIT OVER WHETHER THE CITY'S RESPONSE WAS ADEQUATE OR NOT

Do you think the LA fires are an event that authorities could have been prepared for or is it an unavoidable natural disaster?



Column %	DEM	GOP	IND/OTH
Something you can prepare for	38%	70%	54%
Unavoidable natural disaster	62%	30%	46%

Do you think that the city of Los Angeles acted appropriately in its response to the LA fires, or has it been inadequate in its response?



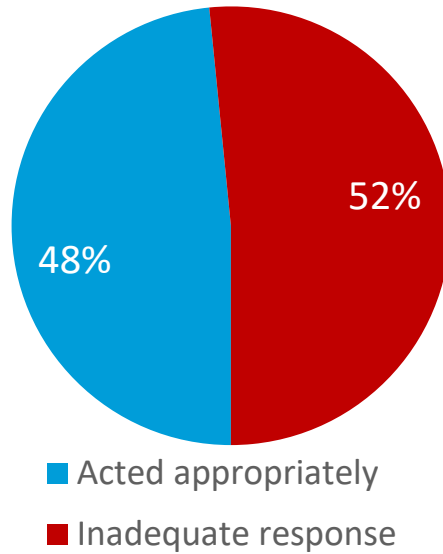
Column %	DEM	GOP	IND/OTH
Acted appropriately	66%	37%	43%
Inadequate response	34%	63%	57%

LA0102. Do you think the LA fires are an event that authorities could have been prepared for or is it an unavoidable natural disaster?

LA0103. Do you think that the city of Los Angeles acted appropriately in its response to the LA fires, or has it been inadequate in its response?

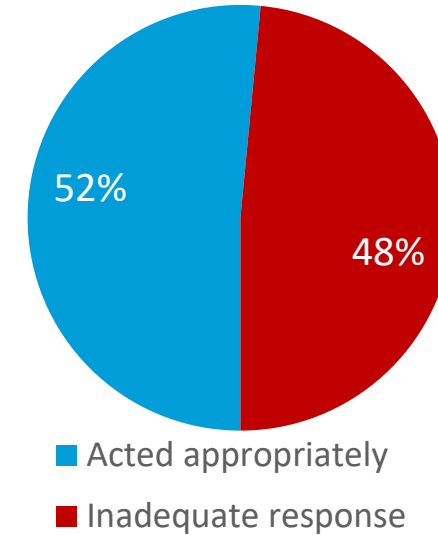
VOTERS ARE DIVIDED ON WHETHER CALIFORNIA AND THE FEDERAL GOVERNMENT RESPONDED APPROPRIATELY OR INADEQUATELY TO THE RECENT LA FIRES

Do you think the State of California acted appropriately in its response to the LA fires, or has it been inadequate in its response?



Column %	DEM	GOP	IND/OTH
Acted appropriately	70%	35%	42%
Inadequate response	30%	65%	58%

Do you think the federal government acted appropriately in its response to the LA fires, or has it been inadequate in its response?



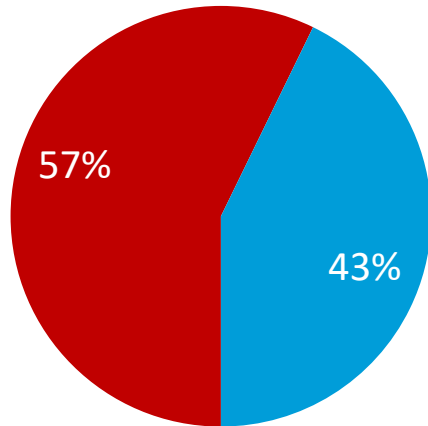
Column %	DEM	GOP	IND/OTH
Acted appropriately	64%	45%	46%
Inadequate response	36%	55%	54%

LA0104. Do you think the State of California acted appropriately in its response to the LA fires, or has it been inadequate in its response?

LA0105. Do you think the federal government acted appropriately in its response to the LA fires, or has it been inadequate in its response?

OVER 1 IN 2 VOTERS FEEL GOVERNOR NEWSOM AND MAYOR BASS MISMANAGED RESOURCES AND MADE THE FIRES WORSE

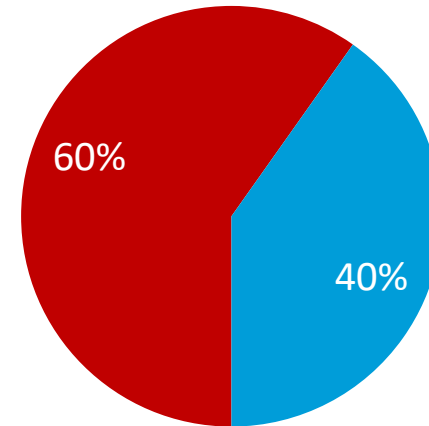
Do you think Governor Newsom of California is guilty of mismanaging resources and making the fires worse, or he did everything he could?



■ Mismanaging resources
■ Newsom did everything he could

Column %	DEM	GOP	IND/OTH
Mismanaging resources	35%	75%	60%
Newsom did everything he could	65%	25%	40%

Do you think Mayor of Los Angeles Karen Bass is guilty of mismanaging resources and making the fires worse, or she did everything she could?



■ Mismanaging resources
■ Bass did everything she could

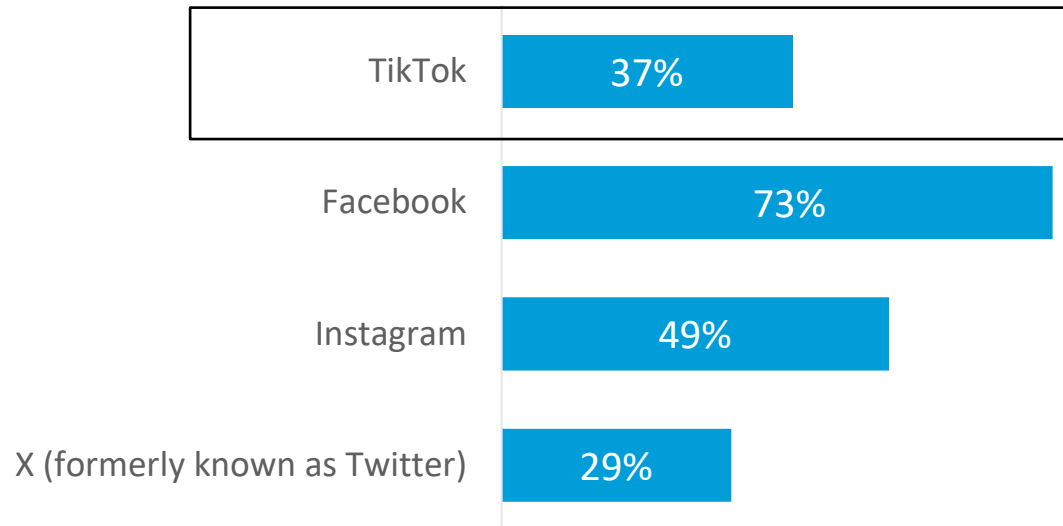
Column %	DEM	GOP	IND/OTH
Mismanaging resources	40%	76%	62%
Bass did everything she could	60%	24%	38%

LA0106. Do you think Governor Newsom of California is guilty of mismanaging resources and making the fires worse, or he did everything he could?
LA0107. Do you think Mayor of Los Angeles Karen Bass is guilty of mismanaging resources and making the fires worse, or she did everything she could?

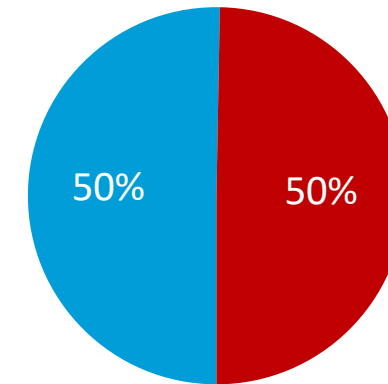
TIKTOK BAN

OVER A THIRD OF VOTERS REGULARLY USE TIKTOK, AND VOTERS ARE DIVIDED ON WHETHER THE PLATFORM HAS A NEGATIVE OR POSITIVE IMPACT ON ITS USERS – THOUGH TIKTOK USERS SAY IT IS POSITIVE

Do you regularly use any of the following platforms?
(Regularly use)



Do you think TikTok has mostly a positive or negative impact on the more than 170 million Americans who use the app?



■ Mostly positive ■ Mostly negative

Column %	Regularly use TikTok	DEM	GOP	IND/OTH
TikTok	100%	44%	36%	31%
Facebook	79%	73%	76%	70%
Instagram	73%	57%	46%	45%
X (formerly known as Twitter)	47%	31%	32%	25%

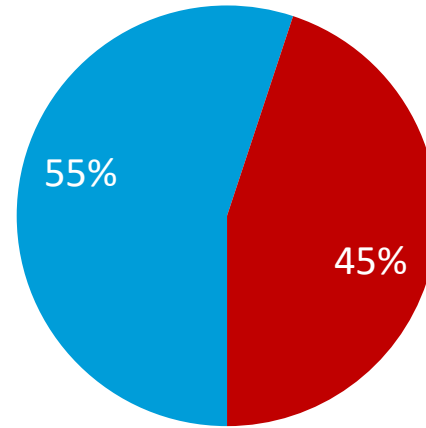
Column %	Regularly use TikTok	DEM	GOP	IND/OTH
Mostly positive	84%	55%	47%	49%
Mostly negative	16%	45%	53%	51%

QAPP. Do you regularly use any of the following platforms? Please select all that apply.

QTLAW1. Do you think TikTok has mostly a positive or negative impact on the more than 170 million Americans who use the app?

MOST VOTERS SAY TIKTOK PRESENTS A NATIONAL SECURITY THREAT, INCLUDING NEARLY TWO-THIRDS OF REPUBLICANS

Do you think TikTok presents a national security threat or not to the United States because the app is currently owned by the China-based parent company ByteDance?



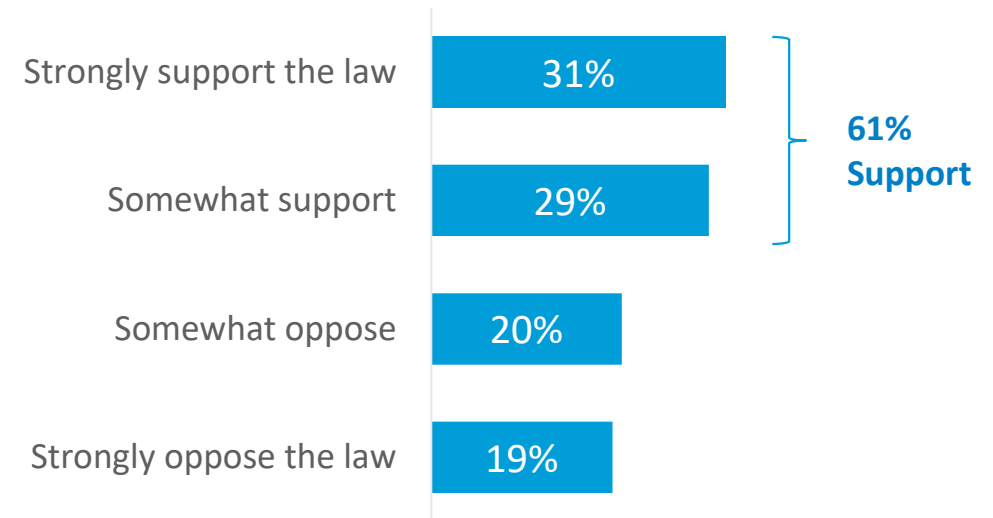
■ Yes, it is a national security threat
 ■ No, it is not

Column %	Regularly use TikTok	DEM	GOP	IND/OTH
Yes, it is a national security threat	33%	51%	63%	51%
No, it is not	67%	49%	37%	49%

3 IN 5 VOTERS SUPPORT BANNING TIKTOK UNLESS IT IS SOLD TO AN AMERICAN BUYER

How strongly do you approve or disapprove of the law passed that would ban TikTok in America unless it sells to a U.S. buyer?

Last year a law was signed requiring ByteDance, the China-based parent company of TikTok, to either sell TikTok to a U.S. government-approved buyer or TikTok would be banned in the United States on January 19th. The Supreme Court is currently deciding whether to overturn the law after hearing a plea from TikTok.

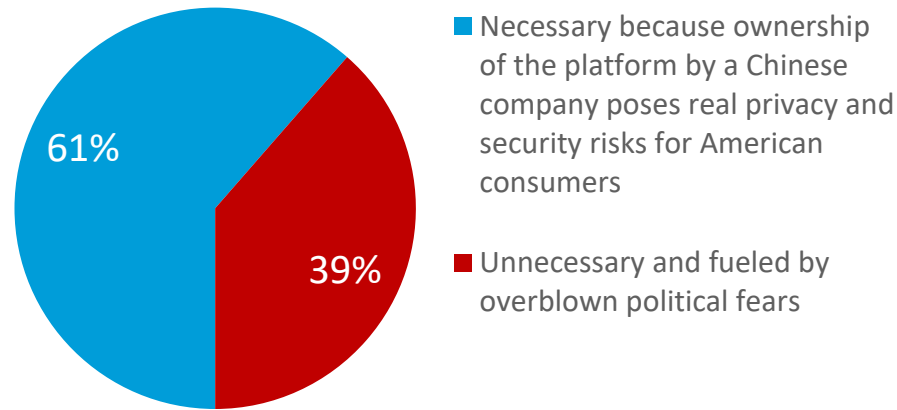


Column %	Regularly use TikTok	DEM	GOP	IND/OTH
Strongly support the law	16%	27%	41%	26%
Somewhat support	21%	28%	30%	30%
Somewhat oppose	26%	22%	17%	22%
Strongly oppose the law	38%	23%	13%	23%

QTLAW4. Last year a law was signed requiring ByteDance, the China-based parent company of TikTok, to either sell TikTok to a U.S. government-approved buyer or TikTok would be banned in the United States on January 19th. The Supreme Court is currently deciding whether to overturn the law after hearing a plea from TikTok.
How strongly do you approve or disapprove of the law passed that would ban TikTok in America unless it sells to a U.S. buyer?

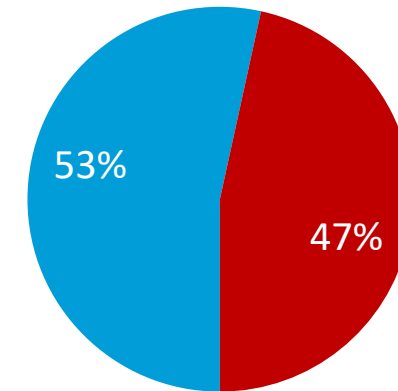
3 IN 5 THINK THE U.S. GOVERNMENT FORCING BYTEDANCE TO SELL TIKTOK IS NECESSARY

Do you think the U.S. government forcing ByteDance to sell TikTok is ...



Column %	Regularly use TikTok	DEM	GOP	IND/OTH
Necessary because ownership of the platform by a Chinese company poses real privacy and security risks for American consumers	43%	57%	69%	58%
Unnecessary and fueled by overblown political fears	57%	43%	31%	42%

Mark Zuckerberg recently said that Facebook had been censoring people's views at the behest of government and that he was eliminating fact checking to instead allow people to make community notes and moving moderators to Texas from California to reduce bias. Do you support or oppose his actions?



■ Support ■ Oppose

Column %	Regularly use TikTok	DEM	GOP	IND/OTH
Support	55%	38%	70%	51%
Oppose	45%	62%	30%	49%

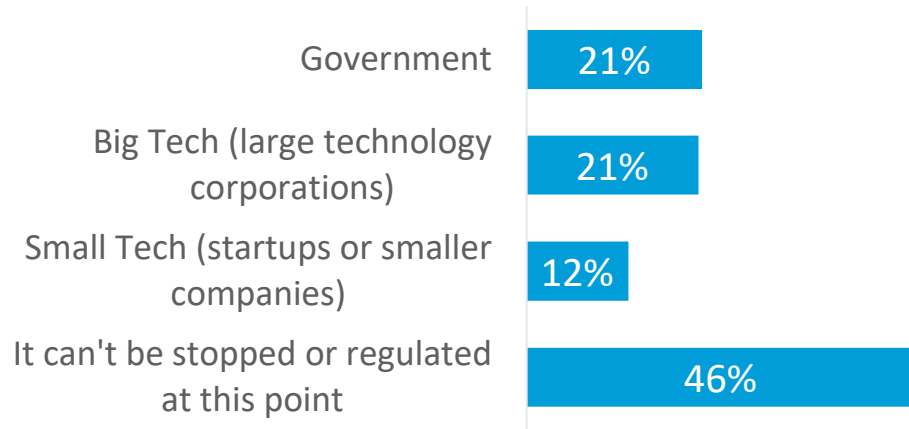
QLAW6. Do you think the U.S. government forcing ByteDance to sell TikTok is ...

QLAW6A. Mark Zuckerberg recently said that Facebook had been censoring people's views at the behest of government and that he was eliminating fact checking to instead allow people to make community notes and moving moderators to Texas from California to reduce bias. Do you support or oppose his actions?

AI GOVERNANCE

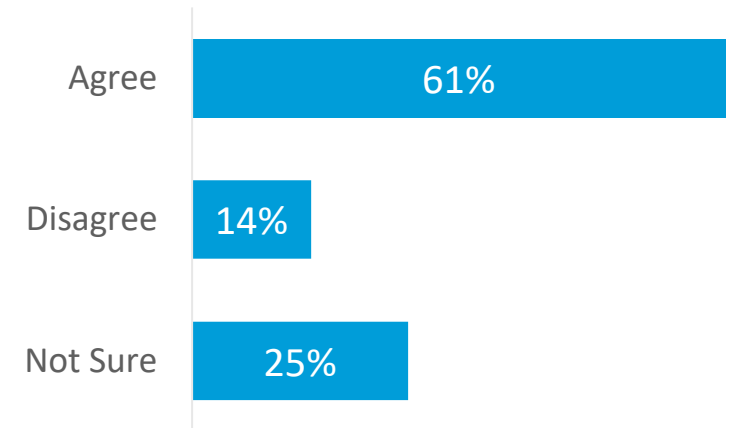
VOTERS SAY AI SHOULD BE REGULATED LIKE OTHER CRITICAL INDUSTRIES, BUT DISAGREE ON WHO THEY TRUST THE MOST TO REGULATE IT

Who do you trust the most to regulate AI systems effectively?



Column %	DEM	GOP	IND/OTH
Government	27%	20%	15%
Big Tech (large technology corporations)	20%	25%	16%
Small Tech (startups or smaller companies)	12%	12%	12%
It can't be stopped or regulated at this point	40%	43%	56%

Do you believe AI should be regulated similarly to other critical industries like healthcare, finance, or aviation?



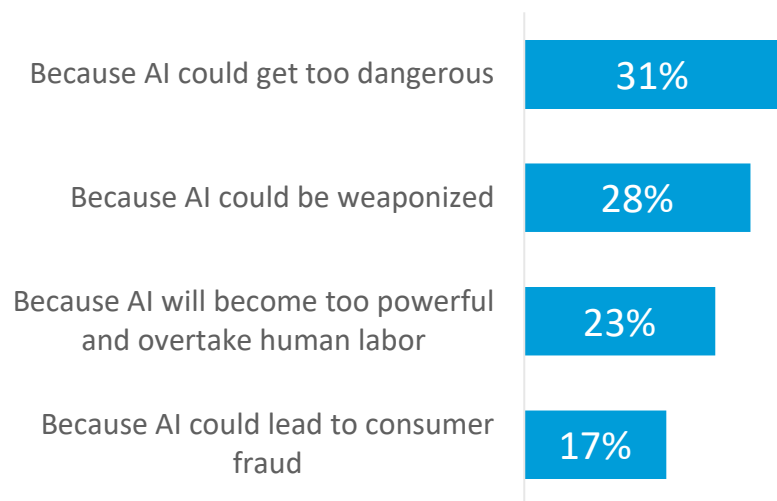
Column %	DEM	GOP	IND/OTH
Agree	66%	65%	53%
Disagree	14%	14%	14%
Not Sure	20%	21%	34%

AI0101. Who do you trust the most to regulate AI systems effectively?

AI0102. Do you believe AI should be regulated similarly to other critical industries like healthcare, finance, or aviation?

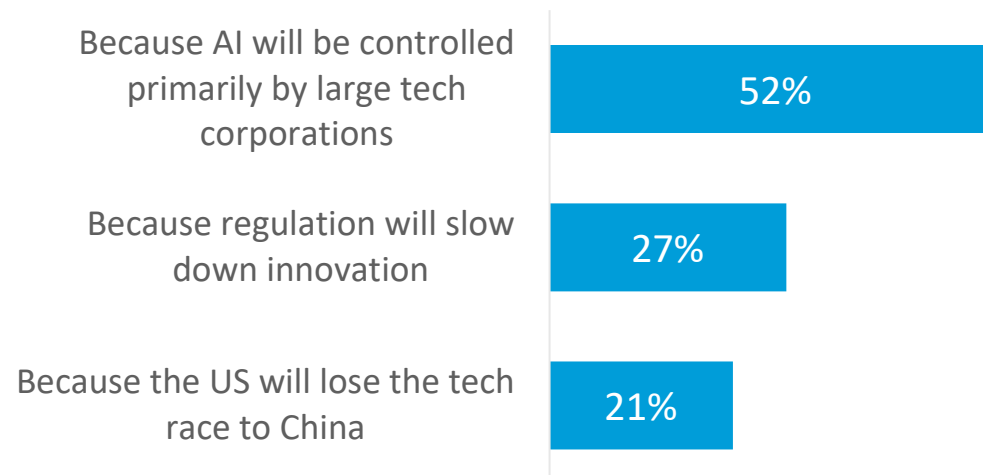
THE DANGER AND WEAPONIZATION OF AI ARE THE TOP REASONS FOR AI REGULATION, WHILE HALF OF VOTERS SAY IT SHOULD NOT BE REGULATED BECAUSE IT WILL BE CONTROLLED BY BIG TECH

What are the top reasons AI should be regulated?



Column %	DEM	GOP	IND/OTH
Because AI could get too dangerous	33%	31%	30%
Because AI could be weaponized	26%	27%	30%
Because AI will become too powerful and overtake human labor	23%	25%	22%
Because AI could lead to consumer fraud	18%	17%	17%

Why do you think AI should not be regulated?



Column %	DEM	GOP	IND/OTH
Because AI will be controlled primarily by large tech corporations	56%	48%	51%
Because regulation will slow down innovation	25%	27%	29%
Because the US will lose the tech race to China	19%	24%	20%

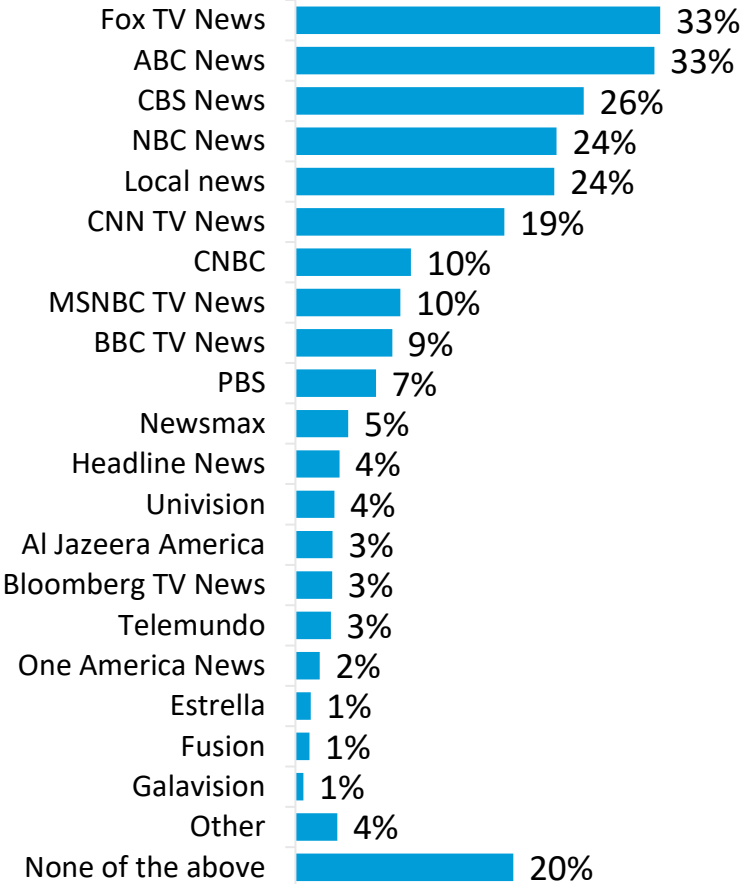
AI0103. What are the top reasons AI should be regulated?

AI0104. Why do you think AI should not be regulated?

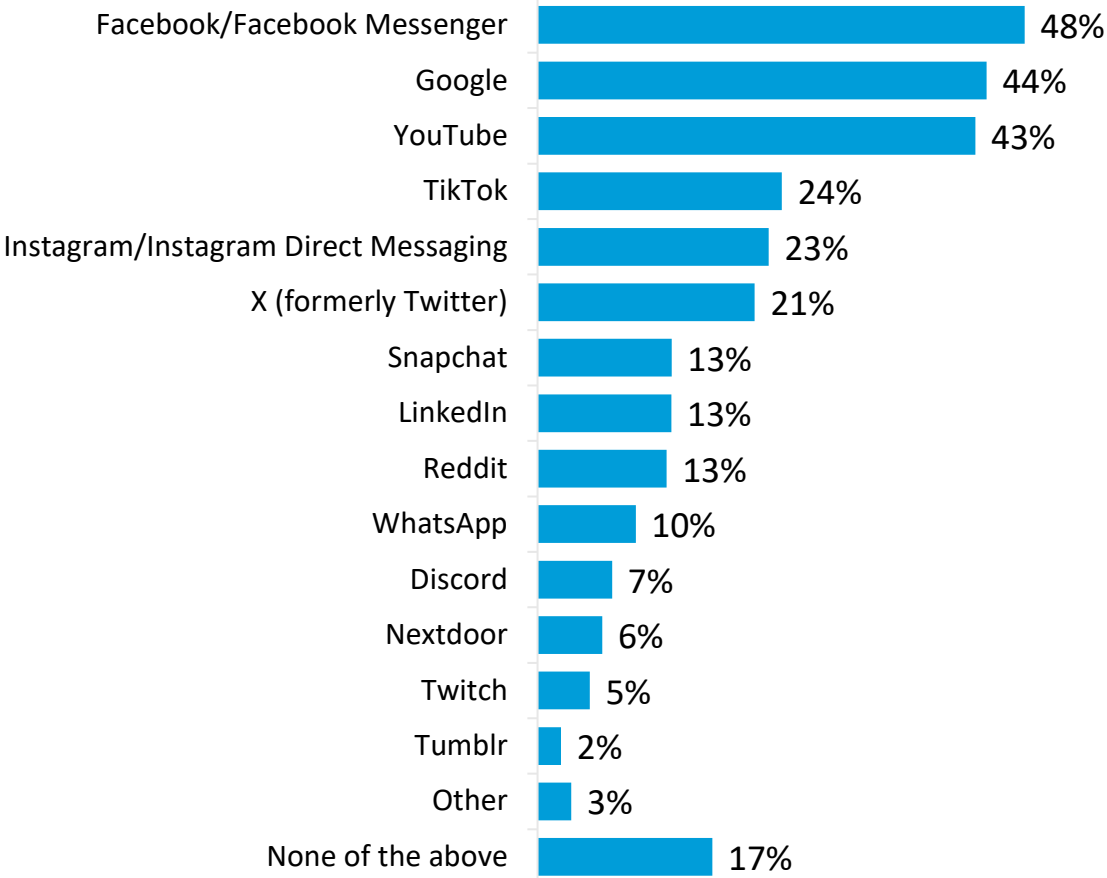
NEWS CONSUMPTION

FOX TV NEWS AND ABC EMERGED AS THE MOST POPULAR TV CHANNELS FOR ELECTION COVERAGE, WHILE FACEBOOK AND GOOGLE WERE THE TOP SOCIAL MEDIA PLATFORMS

Which of the following TV news channels did you watch for news in the past week as we headed into the 2024 Presidential Election and as the results were counted, if any?



Which social media platforms have you read or visited for news in the past week, if any?



NEWS1. Which of the following TV news channels did you watch for news in the past week as we headed into the 2024 Presidential Election and as the results were counted, if any?

NEWS3. Which social media platforms have you read or visited for news in the past week, if any?

VOTERS MOSTLY SEE KEY NEWS OUTLETS AND SOCIAL MEDIA PLATFORMS AS BALANCED IN REPRESENTING BOTH POLITICAL VIEWS OR NON-PARTISAN

Considering the following news media outlets, do you think they are biased in favor of the political left, the political right, they represent opinions from both sides of politics equally, or they are not partisan at all?

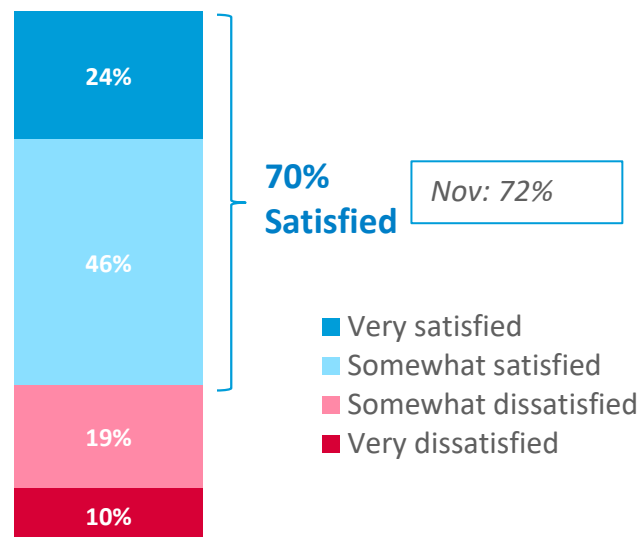
Top TV Outlets	Biased in favor of the political left	Biased in favor of the political right	Represent opinions on both sides of politics equally	Not partisan at all	Unsure/Don't know	Sample size
ABC News	23%	9%	43%	11%	15%	815
Fox TV	10%	37%	36%	7%	10%	790
CBS News	23%	10%	41%	11%	15%	688
NBC News	23%	10%	44%	11%	12%	621
CNN TV News	26%	13%	38%	9%	14%	472
Local news	16%	8%	53%	12%	11%	627
MSNBC TV News	33%	10%	37%	13%	7%	264
CNBC	21%	19%	36%	12%	12%	267
BBC TV News	18%	15%	46%	14%	7%	203
PBS	14%	8%	51%	17%	9%	190
Newsmax	5%	36%	47%	9%	3%	118
Headline News	21%	20%	34%	13%	11%	102

Top Social Media Platforms	Biased in favor of the political left	Biased in favor of the political right	Represent opinions on both sides of politics equally	Not partisan at all	Unsure / Don't know	Sample size
Facebook/Facebook Messenger	21%	12%	31%	12%	24%	1,135
Google	17%	9%	40%	15%	20%	1,055
YouTube	15%	8%	41%	15%	20%	988
TikTok	13%	12%	41%	17%	17%	588
Instagram/Instagram Direct Messaging	16%	11%	36%	18%	19%	539
X (formerly Twitter)	10%	27%	44%	9%	9%	495
Snapchat	11%	14%	31%	20%	24%	319
LinkedIn	13%	10%	41%	20%	15%	318
Reddit	17%	8%	41%	22%	13%	297
WhatsApp	11%	9%	37%	23%	20%	234
Nextdoor	8%	8%	40%	24%	19%	168
Discord	12%	16%	36%	17%	19%	168
Twitch	20%	17%	31%	19%	12%	114

*Showing TV outlets and social media platforms with sample n>100

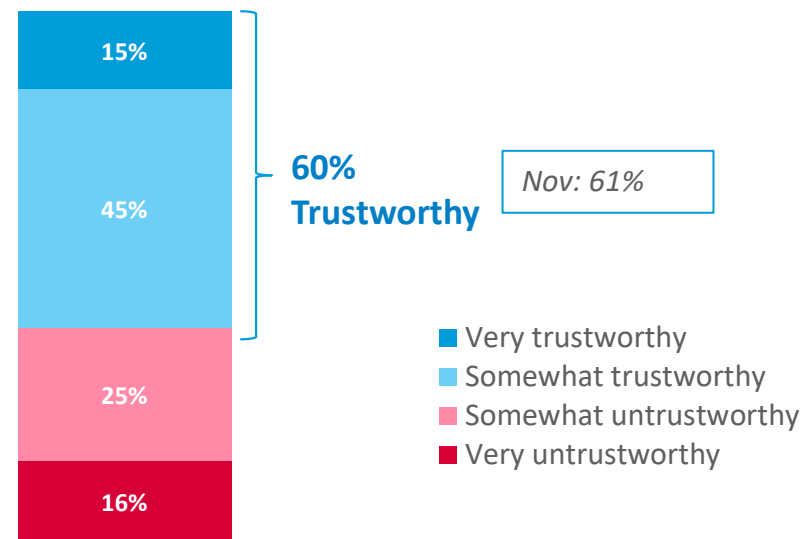
MOST VOTERS ARE SATISFIED WITH THE AVAILABLE NEWS SOURCES AND 3 IN 5 SAY THESE SOURCES ARE TRUSTWORTHY

In general, how satisfied or dissatisfied are you with the sources of news out there available to you?



Column %	DEM	GOP	IND/OTH
Very satisfied	29%	25%	18%
Somewhat satisfied	50%	43%	46%
Somewhat dissatisfied	15%	20%	23%
Very dissatisfied	6%	12%	13%

In general, how trustworthy or untrustworthy do you think these news media sources are in delivering accurate news and information?



Column %	DEM	GOP	IND/OTH
Very trustworthy	21%	15%	8%
Somewhat trustworthy	54%	38%	44%
Somewhat untrustworthy	18%	28%	29%
Very untrustworthy	8%	19%	20%

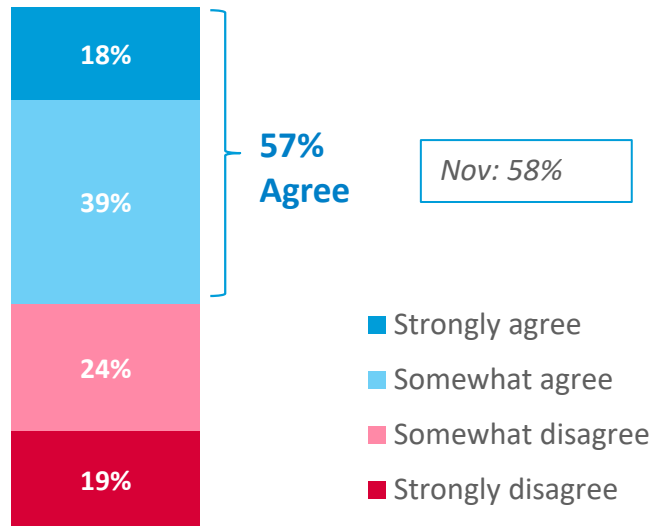
QNEWS1178. In general, how satisfied or dissatisfied are you with the sources of news out there available to you?

QNEWS1109. In general, how trustworthy or untrustworthy do you think these news media sources are in delivering accurate news and information?

AROUND 3 IN 5 VOTERS THINK THAT NEWS MEDIA COVERAGE OF THE ELECTION WAS FAIR, BUT ALSO SEE JOURNALISTS AS ADVOCATES RATHER THAN AS UNBIASED

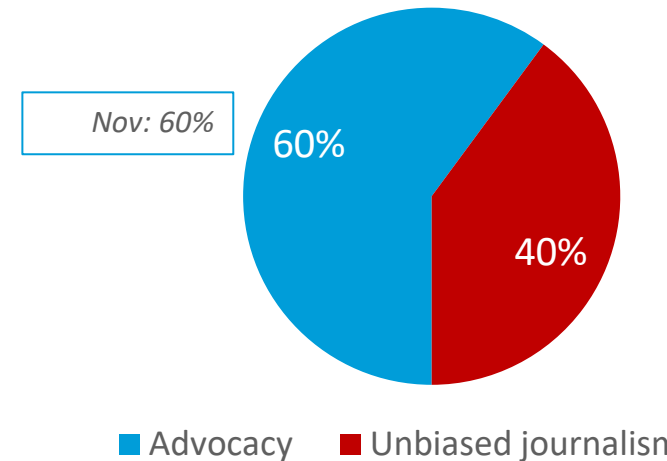
Agree/Disagree:

The news media provided fair and balanced coverage of the election



Column %	DEM	GOP	IND/OTH
Strongly agree	25%	17%	12%
Somewhat agree	48%	33%	37%
Somewhat disagree	18%	27%	28%
Strongly disagree	9%	24%	23%

Do you think journalists today are mostly practicing advocacy or are mostly practicing unbiased journalism?

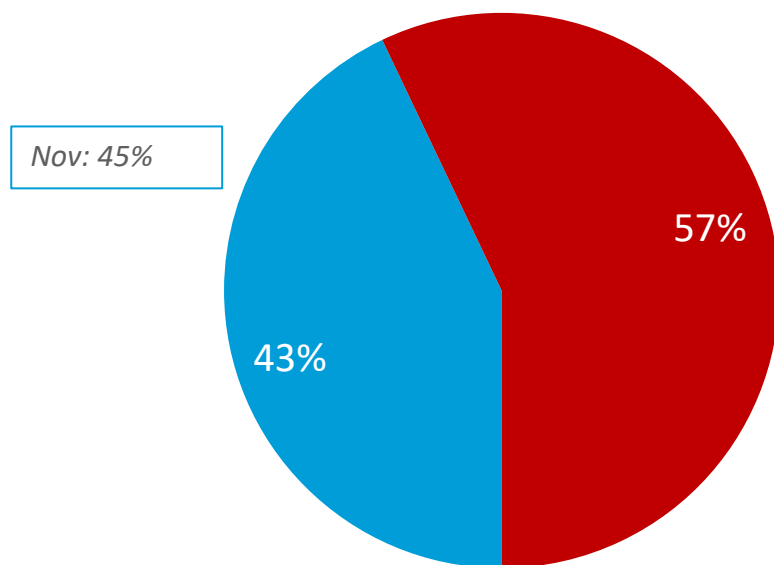


Column %	DEM	GOP	IND/OTH
Advocacy	54%	67%	59%
Unbiased journalism	46%	33%	41%

QNEWS1113. Do you agree or disagree with the following statement: The news media provided fair and balanced coverage of the election?
 QNEWS1114. Do you think journalists today are mostly practicing advocacy or are mostly practicing unbiased journalism?

57% OF VOTERS SAY MAINSTREAM MEDIA IS TILTING COVERAGE FOR POLITICAL ENDS

Do you think the mainstream news media is giving you fair coverage of issues or is tilting coverage for political ends?



■ Fair coverage of issues ■ Tilting coverage for political ends

Column %	DEM	GOP	IND/OTH
Fair coverage of issues	60%	33%	36%
Tilting coverage for political ends	40%	67%	64%