

HARVARD CAPS HARRIS POLL



Field Dates: September 4-5, 2024



SURVEY METHOD

This survey was conducted online within the United States from **September 4-5, 2024** among **2,358 registered voters** by **The Harris Poll and HarrisX**.

Respondents for this poll are recruited through opt-in, web-panel recruitment sampling. Recruitment occurs through a broad variety of professional, validated respondent panels to expand the sampling frame as wide as possible and minimize the impact of any given panel on recruiting methods.

Results are weighted for age within gender, region, race/ethnicity, marital status, household size, income, employment, education, political party, and political ideology where necessary to align them with their actual proportions in the population. Propensity score weighting was also used to adjust for respondents' propensity to be online. The margin of error for the total sample is +/- 2.1pts.

The poll was supervised by pollsters:

Mark Penn (Chairman, The Harris Poll)

Dritan Nesho (CEO, HarrisX)

Stephen Ansolabehere (Professor and CAPS Director Emeritus, Harvard University)

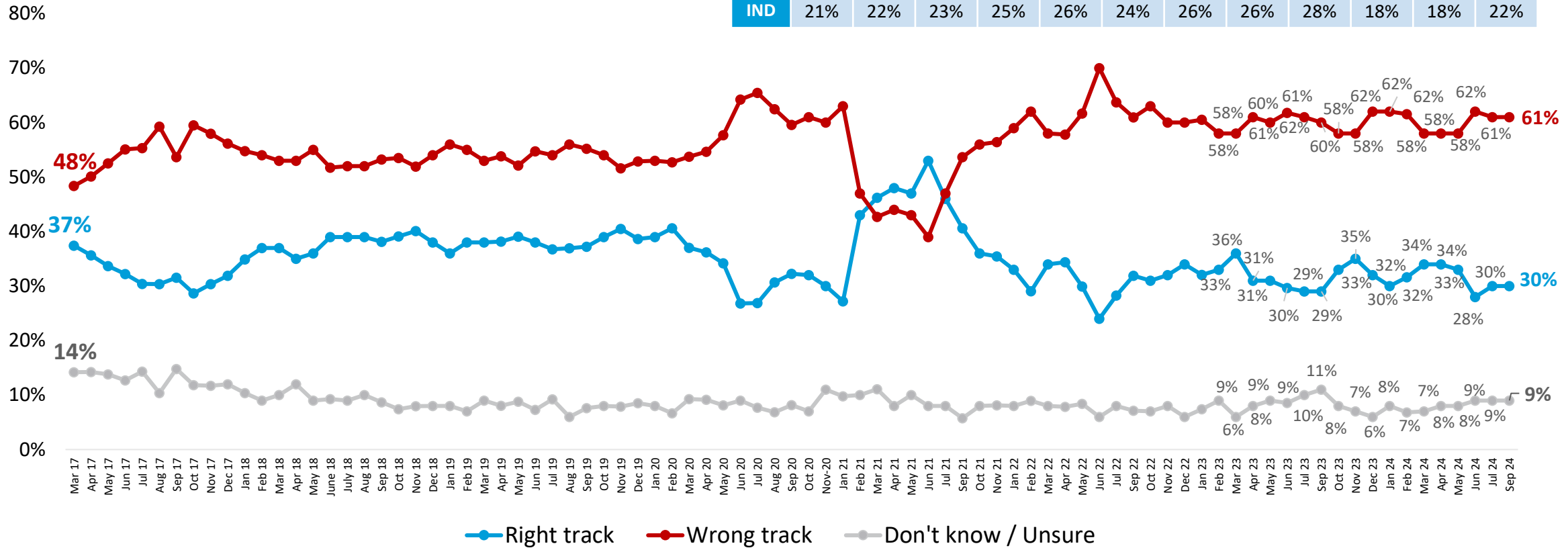
Approval and Mood of Country

3 IN 10 VOTERS SAY THE COUNTRY IS ON THE RIGHT TRACK, CONSISTENT FROM JULY

% Who Say "Right Track"

	09/23	10/23	11/23	12/23	01/24	02/24	03/24	04/24	05/24	06/24	07/24	09/24
GOP	13%	14%	20%	11%	10%	12%	12%	14%	14%	12%	11%	10%
DEM	50%	58%	58%	58%	52%	56%	62%	60%	53%	53%	56%	55%
IND	21%	22%	23%	25%	26%	24%	26%	26%	28%	18%	18%	22%

Country: Right Track / Wrong Track

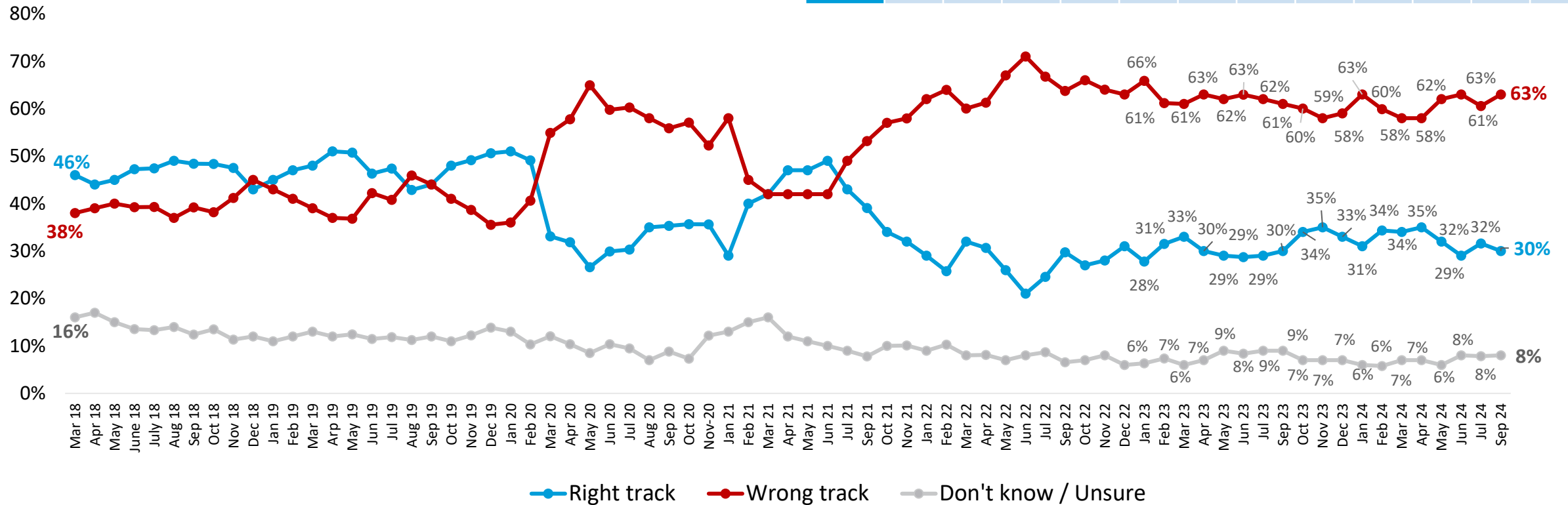


3 IN 10 SAY THE U.S. ECONOMY IS ON THE RIGHT TRACK

% Who Say "Right Track"

U.S. Economy: Right Track / Wrong Track

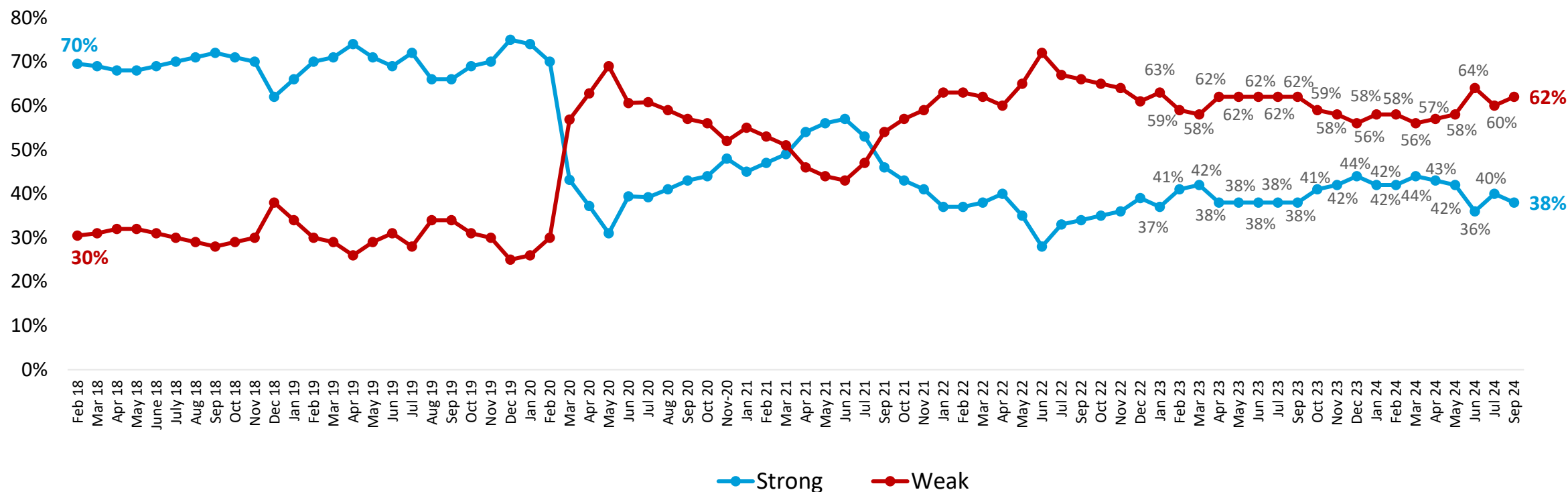
	09/23	10/23	11/23	12/23	01/24	02/24	03/24	04/24	05/24	06/24	07/24	09/24
GOP	14%	13%	22%	14%	11%	14%	12%	14%	13%	9%	11%	9%
DEM	50%	58%	55%	55%	54%	58%	61%	60%	57%	55%	58%	54%
IND	23%	25%	25%	29%	27%	29%	28%	29%	25%	20%	22%	23%



M2. In general, do you think the American economy is on the right track or is it off on the wrong track?

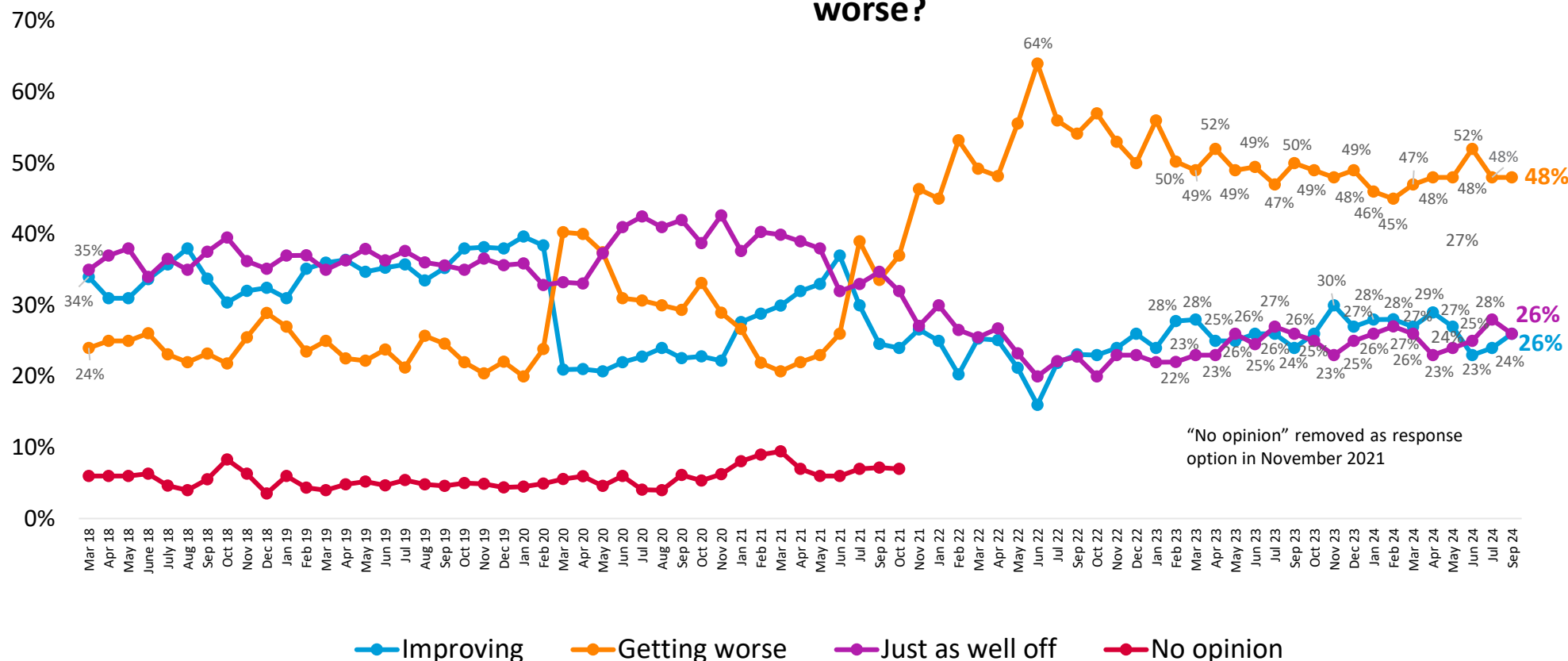
UNDER 2 IN 5 SAY THE U.S. ECONOMY IS STRONG TODAY, TICKING SLIGHTLY DOWN FROM JULY

How strong do you think the U.S. economy is today?



JUST UNDER HALF OF VOTERS SAY THEIR PERSONAL FINANCIAL SITUATION IS GETTING WORSE

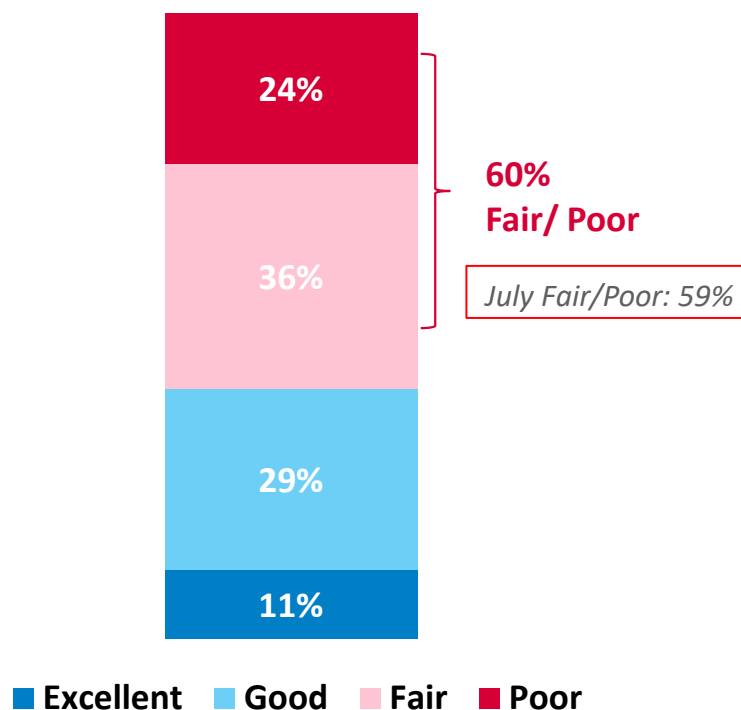
Would you say that your personal financial situation is improving or getting worse?



Row %	Improving	Getting worse
Total	26%	48%
DEM	40%	31%
GOP	17%	62%
IND/OTH	20%	51%
Male	33%	42%
Female	20%	53%
18-24	27%	50%
25-34	32%	46%
35-44	34%	47%
45-54	28%	48%
55-64	19%	55%
65+	21%	43%
White	22%	51%
Black or African American	44%	35%
Hispanic	25%	51%
Asian	32%	36%
Other	39%	28%
Urban	37%	41%
Suburban	23%	48%
Rural	18%	57%

3 IN 5 SAY THEIR PERSONAL ECONOMICS ARE FAIR OR POOR RIGHT NOW

Do you think your personal economics right now are...

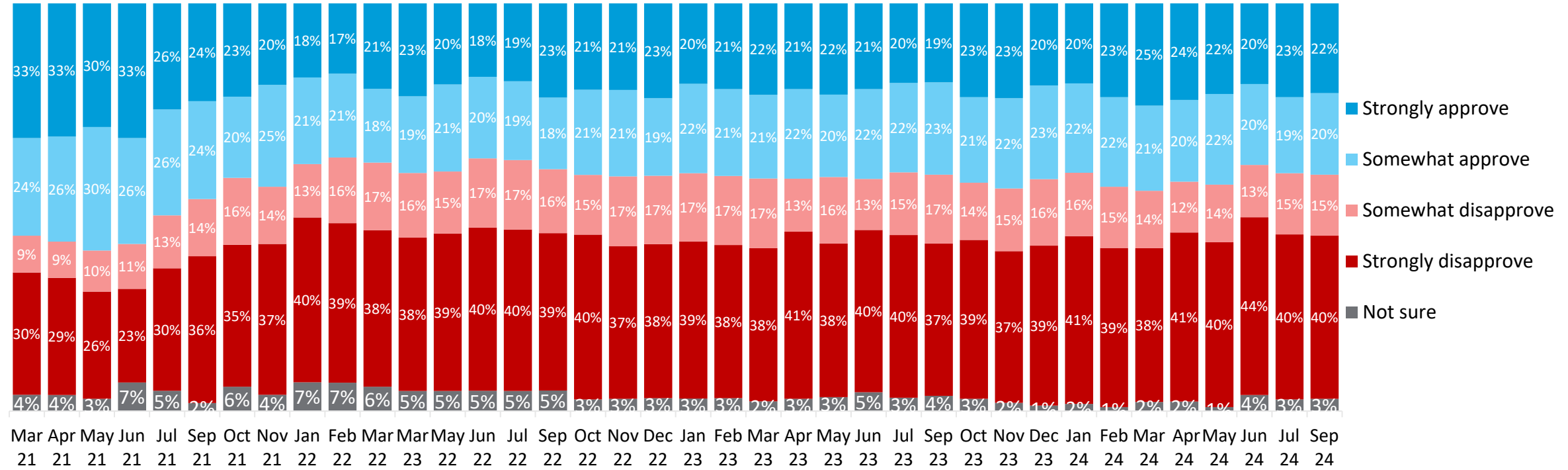


Row %	Excellent	Good	Fair	Poor	Fair/Poor
Total	11%	29%	36%	24%	60%
DEM	16%	40%	30%	13%	44%
GOP	8%	22%	39%	30%	69%
IND/OTH	7%	23%	40%	30%	70%
Male	13%	33%	34%	20%	54%
Female	9%	26%	38%	27%	65%
18-24	14%	32%	35%	20%	55%
25-34	12%	29%	35%	24%	59%
35-44	18%	28%	31%	23%	54%
45-54	9%	29%	34%	29%	62%
55-64	8%	25%	41%	27%	67%
65+	7%	35%	40%	19%	58%
White	10%	29%	37%	24%	61%
Black or African American	17%	29%	36%	17%	54%
Hispanic	9%	28%	35%	28%	63%
Asian	9%	41%	32%	19%	50%
Other	12%	27%	41%	20%	61%
Urban	16%	31%	34%	19%	53%
Suburban	9%	32%	36%	23%	58%
Rural	8%	20%	40%	32%	72%

BIDEN'S JOB APPROVAL IS STEADY AT 42%

President Biden Overall Approval

57% 59% 61% 62% 52% 48% 43% 45% 39% 38% 39% 41% 41% 38% 38% 41% 42% 43% 42% 42% 42% 43% 43% 43% 43% 41% 42% 44% 45% 43% 42% 45% 45% 44% 44% 40% 42% 42%



Column %	Total	DEM	GOP	IND/OTH	Male	Female	18-24	25-34	35-44	45-54	55-64	65+	White	Black or African American	Hispanic	Asian	Other	Urban	Suburban	Rural
Approve (NET)	42%	78%	9%	35%	43%	40%	33%	42%	47%	40%	35%	46%	37%	66%	39%	50%	49%	52%	41%	30%
Disapprove (NET)	56%	20%	90%	59%	55%	56%	59%	52%	50%	59%	63%	53%	62%	30%	55%	47%	44%	44%	57%	68%

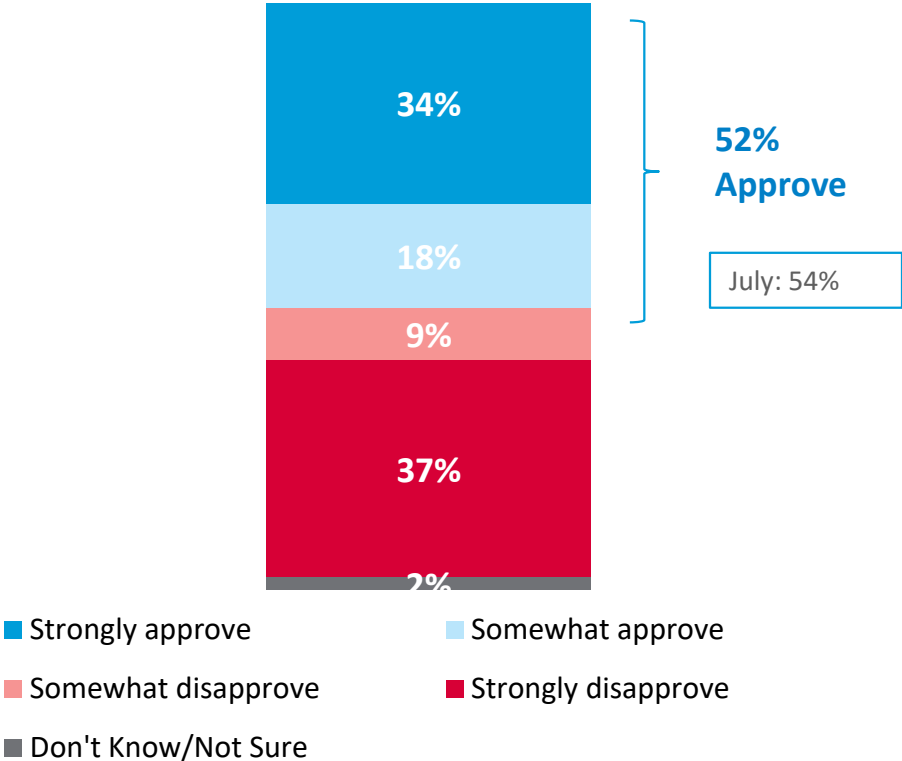
APPROVAL OF BIDEN’S HANDLING OF RACIAL EQUITY, STIMULATING JOBS, ABORTION, AND CLIMATE CHANGE REMAIN HIS BEST – BUT HE IS STILL UNDERWATER ON ALL ISSUES

Approve of Biden on... (Strongly or Somewhat Approve)

	Jul 22	Sep 22	Oct 22	Nov 22	Dec 22	Jan 23	Feb 23	Mar 23	Apr 23	May 23	Jun 23	Jul 23	Sep 23	Oct 23	Nov 23	Dec 23	Jan 24	Feb 24	Mar 24	Apr 24	May 24	Jun 24	Jul 24	Sep 24
The Economy	36%	37%	39%	39%	39%	38%	39%	40%	39%	39%	39%	38%	39%	41%	44%	42%	40%	43%	43%	42%	43%	38%	39%	38%
Stimulating Jobs	41%	44%	46%	46%	47%	46%	48%	48%	47%	48%	44%	46%	46%	49%	50%	47%	47%	49%	50%	47%	49%	44%	46%	44%
Immigration	39%	37%	38%	40%	40%	37%	38%	41%	40%	38%	35%	37%	36%	39%	46%	38%	35%	35%	36%	38%	40%	34%	37%	36%
Foreign Affairs	39%	40%	41%	44%	42%	42%	43%	45%	42%	43%	40%	42%	40%	43%	44%	41%	40%	41%	42%	42%	42%	37%	39%	40%
Administering the Gov't	41%	41%	44%	44%	43%	42%	42%	46%	44%	44%	42%	41%	42%	45%	46%	44%	42%	46%	45%	45%	46%	40%	43%	42%
Dealing with violence and crime in the country	38%	38%	39%	40%	42%	39%	39%	42%	39%	39%	37%	37%	38%	41%	42%	42%	40%	41%	41%	41%	43%	37%	39%	39%
Handling inflation	33%	36%	35%	38%	38%	36%	38%	38%	37%	37%	36%	34%	35%	40%	40%	39%	36%	39%	39%	38%	40%	34%	36%	36%
Israeli-Hamas Conflict														44%	45%	42%	39%	38%	38%	39%	35%	33%	33%	34%
Meeting our energy needs																						43%	44%	44%
Dealing with climate change																						43%	45%	44%
Abortion																						44%	45%	44%
Racial equity																						47%	49%	47%

A SLIGHT MAJORITY OF VOTERS SAY THEY APPROVE OF THE JOB TRUMP DID AS PRESIDENT, INCLUDING OVER 9 IN 10 GOP VOTERS

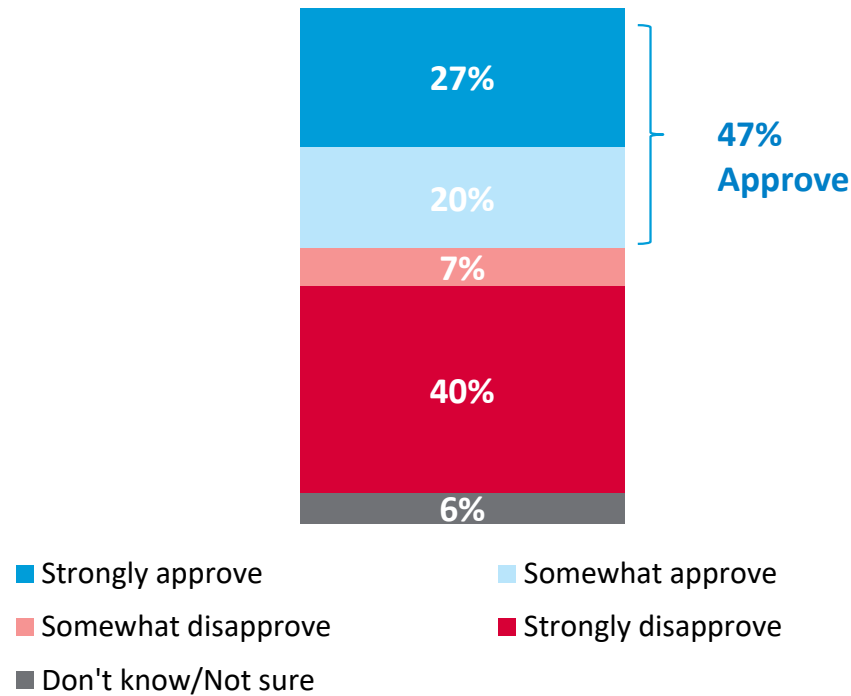
Do you approve or disapprove the job that Donald Trump did as president?



Row %	Approve (NET)	Disapprove (NET)
Total	52%	46%
DEM	19%	80%
GOP	91%	9%
IND/OTH	46%	49%
Male	54%	44%
Female	50%	47%
18-24	51%	44%
25-34	53%	43%
35-44	52%	44%
45-54	52%	46%
55-64	55%	44%
65+	48%	51%
White	58%	41%
Black or African American	35%	60%
Hispanic	47%	50%
Asian	40%	57%
Other	35%	63%
Urban	46%	52%
Suburban	52%	46%
Rural	61%	36%

VOTERS ARE SPLIT ON APPROVAL OF HARRIS, THOUGH ALMOST 9 IN 10 DEM VOTERS APPROVE OF THE JOB SHE IS DOING AS VP

Do you approve or disapprove of the job Kamala Harris is doing as Vice President?

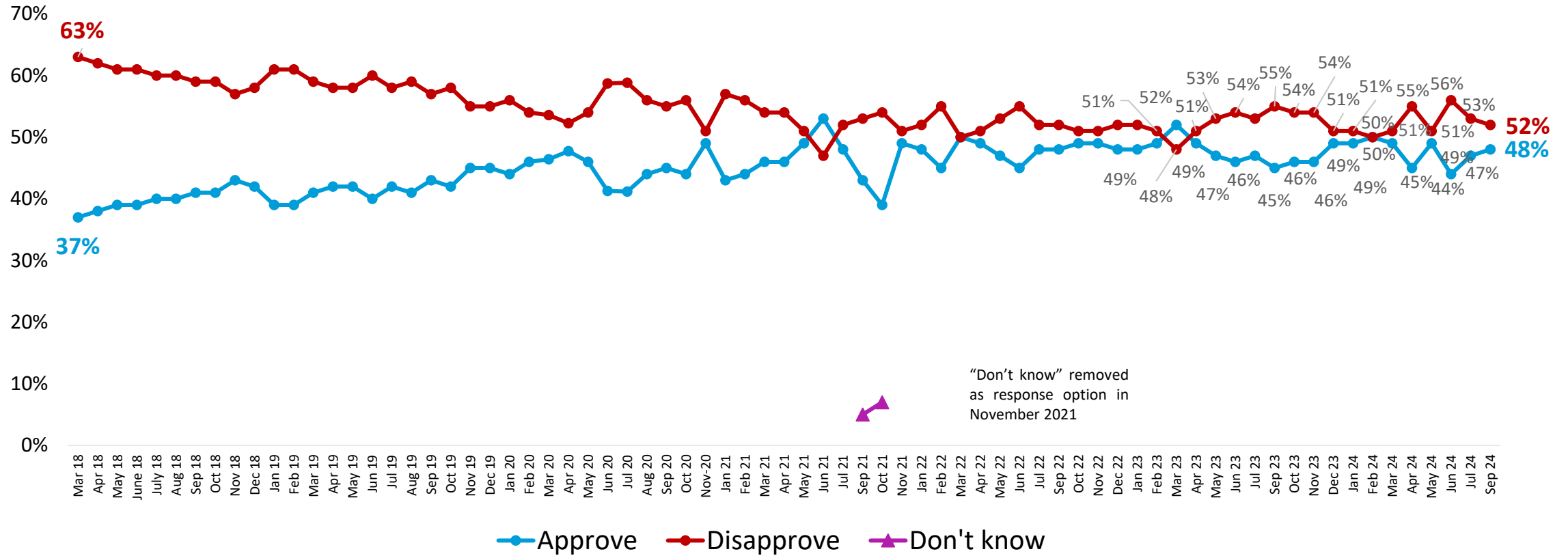


Question added in Sept 24

Row %	Approve (NET)	Disapprove (NET)
Total	47%	47%
DEM	87%	10%
GOP	11%	86%
IND/OTH	39%	48%
Male	47%	48%
Female	46%	47%
18-24	49%	41%
25-34	48%	41%
35-44	53%	41%
45-54	47%	48%
55-64	37%	58%
65+	48%	51%
White	41%	55%
Black or African American	71%	21%
Hispanic	49%	44%
Asian	51%	35%
Other	59%	33%
Urban	60%	33%
Suburban	44%	51%
Rural	35%	60%

GOP'S APPROVAL RATING REMAINS JUST SHY OF 50 PERCENT

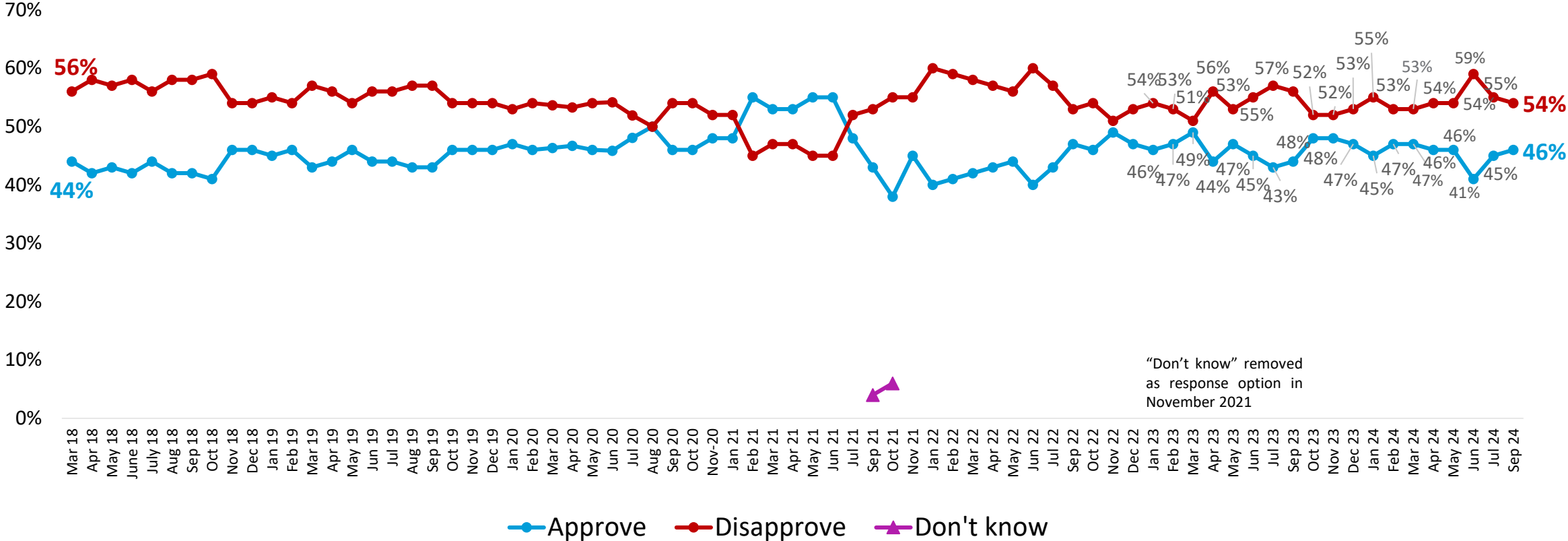
GOP Approval



Column %	Total	DEM	GOP	IND/OTH	Male	Female	18-24	25-34	35-44	45-54	55-64	65+	White	Black or African American	Hispanic	Asian	Other	Urban	Suburban	Rural
Approve (NET)	48%	18%	86%	37%	48%	47%	49%	50%	50%	45%	48%	45%	53%	33%	40%	40%	43%	43%	47%	55%
Disapprove (NET)	52%	82%	14%	63%	52%	53%	51%	50%	50%	55%	52%	55%	47%	67%	60%	60%	57%	57%	53%	45%

DEMOCRATIC PARTY APPROVAL REMAINS SLIGHTLY UNDERWATER AT 46%

Democratic Party Approval



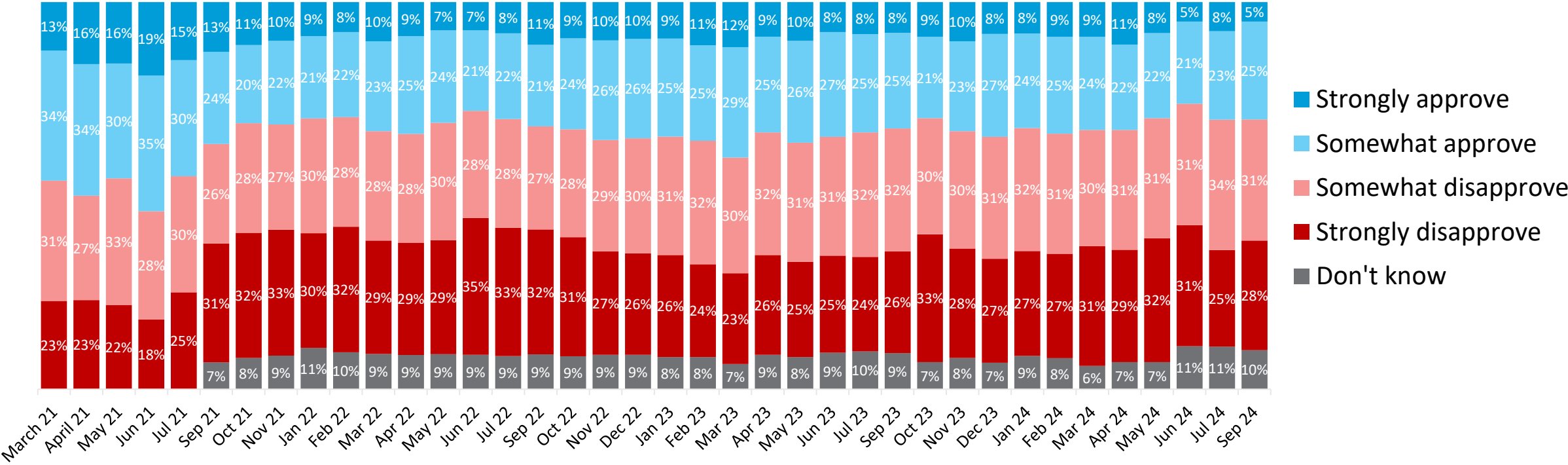
Column %	Total	DEM	GOP	IND/OTH	Male	Female	18-24	25-34	35-44	45-54	55-64	65+	White	Black or African American	Hispanic	Asian	Other	Urban	Suburban	Rural
Approve (NET)	46%	87%	12%	38%	46%	46%	49%	48%	53%	45%	39%	46%	41%	71%	44%	58%	57%	59%	43%	35%
Disapprove (NET)	54%	13%	88%	62%	54%	54%	51%	52%	47%	55%	61%	54%	59%	29%	56%	42%	43%	41%	57%	65%

M5. Do you approve or disapprove of the way the Democratic Party is handling its job?

DISSATISFACTION WITH CONGRESS IS STEADY, WITH 31% OF VOTERS APPROVING OF ITS WORK

Do you approve or disapprove of the way Congress is doing its job?

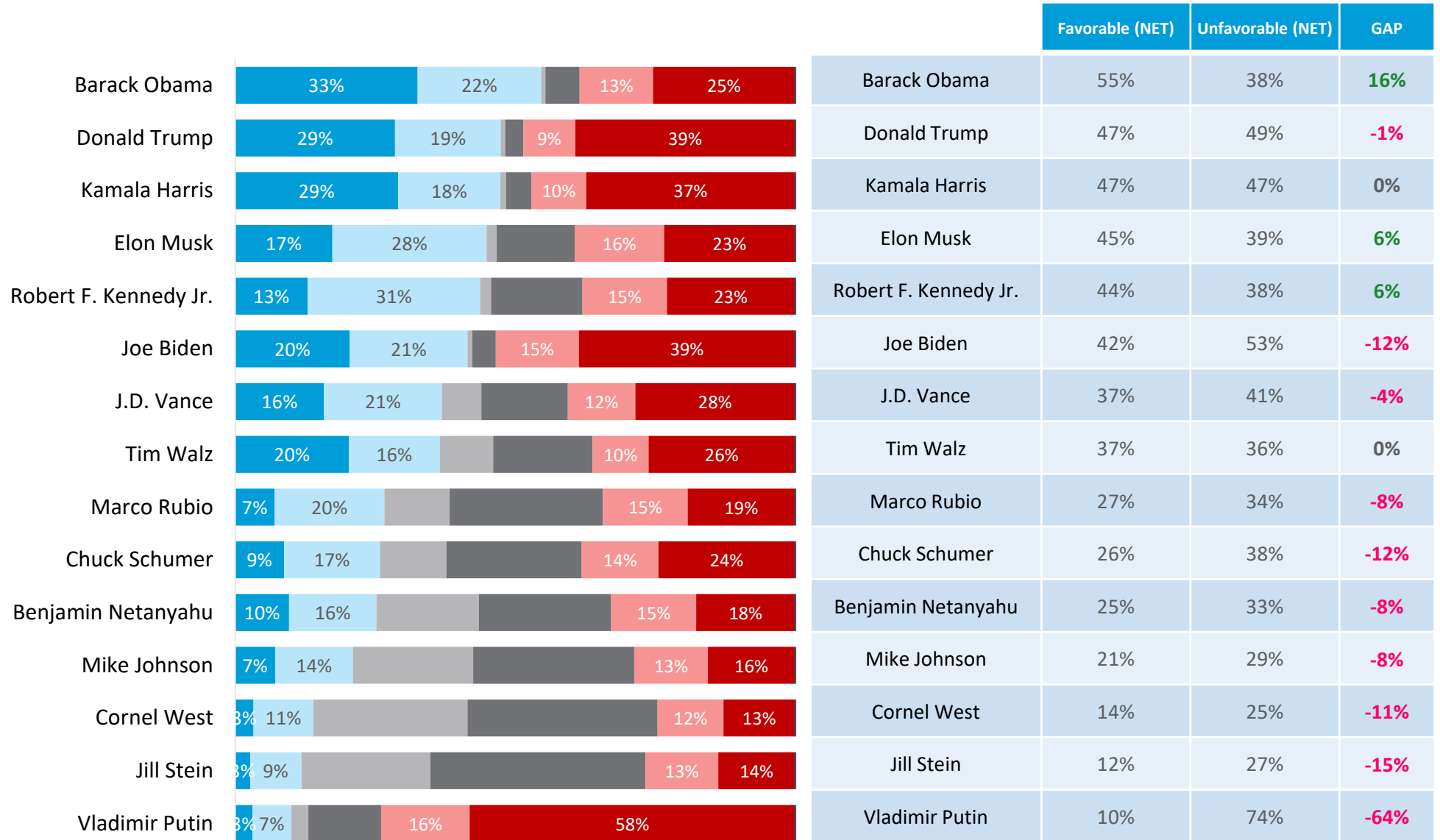
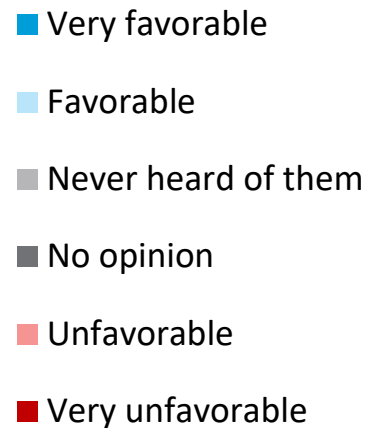
39% 49% 46% 54% 45% 36% 31% 32% 30% 30% 34% 34% 31% 28% 30% 32% 33% 36% 35% 35% 36% 40% 33% 36% 35% 34% 32% 30% 34% 35% 33% 34% 33% 32% 30% 26% 30% 31%



CON1. Do you approve or disapprove of the way Congress is doing its job?

OBAMA HAS THE HIGHEST NET FAVORABILITY OF ANY PERSON TESTED; TRUMP AND HARRIS BOTH SITTING AT 47% FAVORABILITY

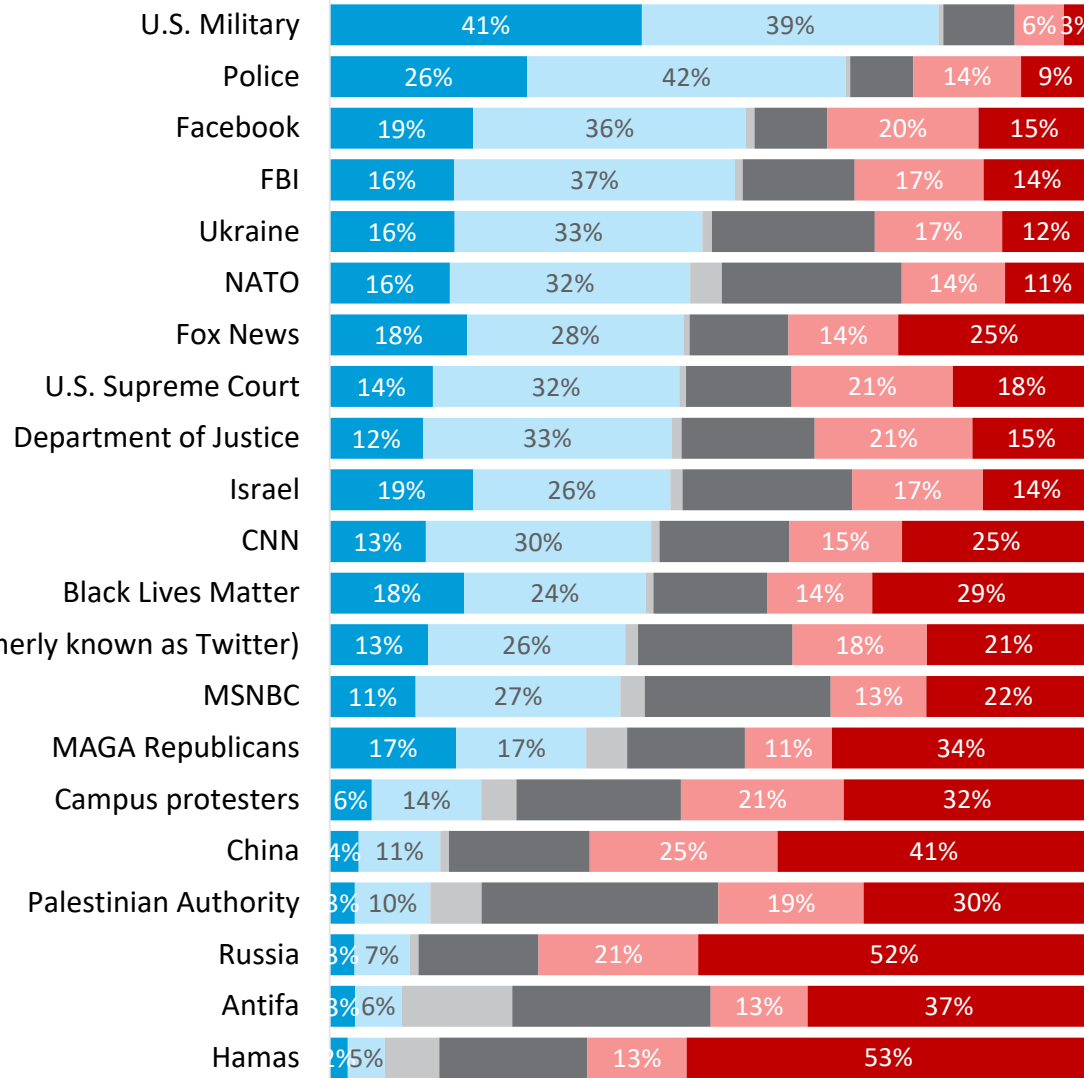

Favorability of Political Figures



F1. Now we will show you some names and groups. Please indicate if you have a favorable or unfavorable view of that person or group – or if you’ve never heard of them.

U.S. MILITARY, THE POLICE, FACEBOOK, AND THE FBI REMAIN MOST FAVORED INSTITUTIONS IN THE U.S.

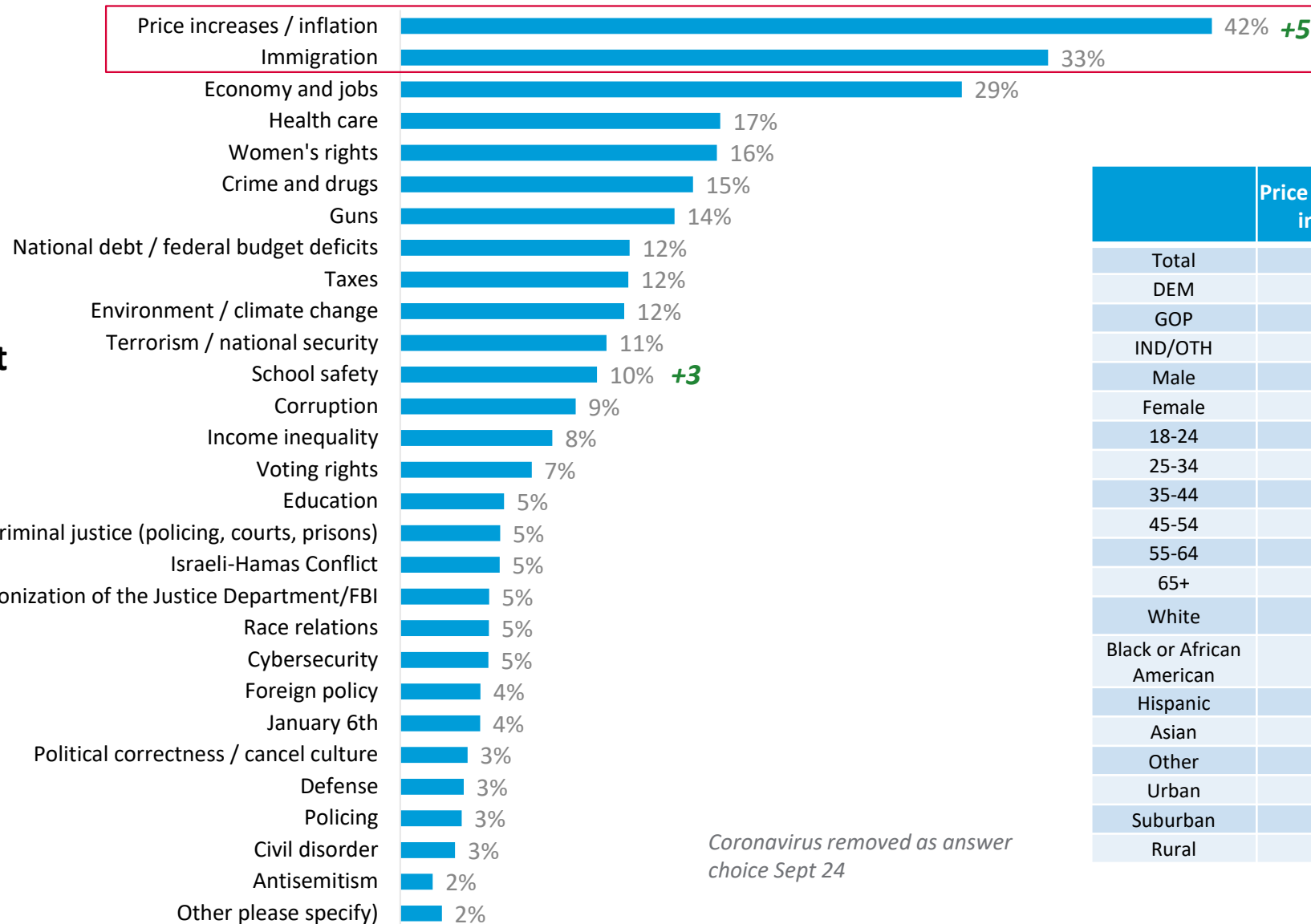
Favorability of Institutions



	Favorable (NET)	Unfavorable (NET)	GAP
U.S. Military	80%	10%	70%
Police	68%	23%	45%
Facebook	55%	35%	20%
FBI	53%	31%	22%
Ukraine	49%	28%	21%
NATO	47%	25%	23%
Fox News	47%	40%	7%
U.S. Supreme Court	46%	39%	7%
Department of Justice	45%	36%	9%
Israel	45%	31%	14%
CNN	42%	40%	3%
Black Lives Matter	42%	43%	-1%
X (formerly known as Twitter)	39%	39%	0%
MSNBC	38%	34%	4%
MAGA Republicans	34%	45%	-12%
Campus protesters	20%	54%	-34%
China	15%	66%	-51%
Palestinian Authority	13%	49%	-36%
Russia	11%	73%	-62%
Antifa	10%	50%	-40%
Hamas	7%	66%	-59%

F1. Now we will show you some names and groups. Please indicate if you have a favorable or unfavorable view of that person or group – or if you’ve never heard of them.

OVER 2 IN 5 VOTERS SAID INFLATION IS A TOP ISSUE, UP +5PTS FROM JULY, WITH IMMIGRATION STILL IN SECOND



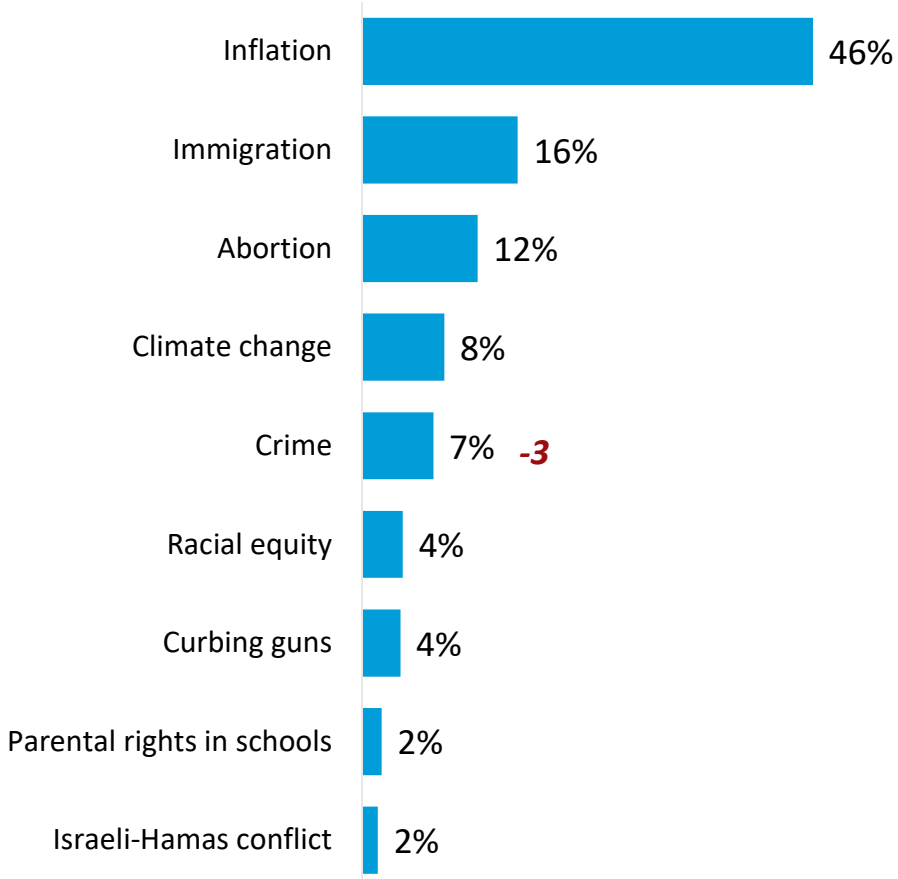
What would you say are the most important issues facing the country today?

	Price increases / inflation	Immigration
Total	42%	33%
DEM	33%	15%
GOP	48%	54%
IND/OTH	46%	32%
Male	39%	33%
Female	44%	34%
18-24	42%	17%
25-34	37%	18%
35-44	44%	22%
45-54	43%	39%
55-64	47%	44%
65+	39%	48%
White	42%	38%
Black or African American	35%	20%
Hispanic	49%	25%
Asian	38%	27%
Other	30%	31%
Urban	35%	23%
Suburban	43%	36%
Rural	48%	42%

Coronavirus removed as answer choice Sept 24

INFLATION REMAINS THE TOP ISSUE TO VOTERS PERSONALLY

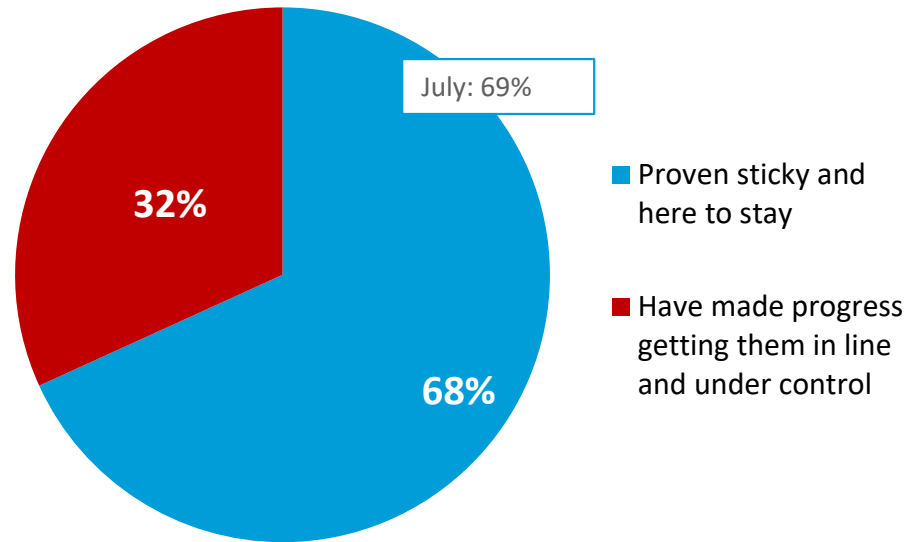
Which of these issues is most important to you personally?



Column %	DEM	GOP	IND/OTH
Inflation	36%	51%	51%
Immigration	5%	27%	15%
Abortion	19%	6%	10%
Climate change	14%	2%	9%
Crime	8%	7%	6%
Racial equity	7%	1%	4%
Curbing guns	8%	1%	2%
Parental rights in schools	1%	3%	2%
Israeli-Hamas conflict	2%	1%	2%

ALMOST 7 IN 10 VOTERS SAY PRICE RISES AND INFLATION CONTINUE TO BE STICKY

Have price rises and inflation proven to be sticky and here to stay, or have we made progress getting them in line and under control?

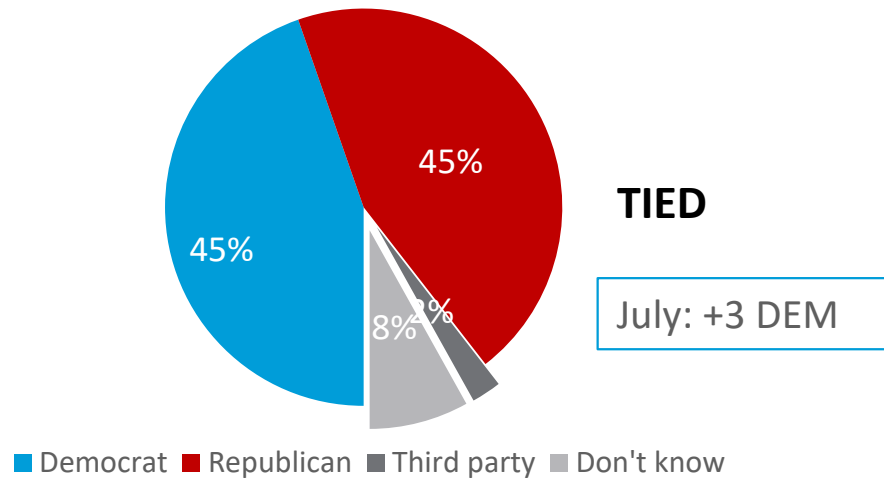


Row %	Proven sticky and here to stay	Have made progress getting them in line and under control
Total	68%	32%
DEM	51%	49%
GOP	83%	17%
IND/OTH	72%	28%
Male	64%	36%
Female	72%	28%
18-24	73%	27%
25-34	70%	30%
35-44	64%	36%
45-54	69%	31%
55-64	73%	27%
65+	64%	36%
White	72%	28%
Black or African American	55%	45%
Hispanic	68%	32%
Asian	59%	41%
Other	53%	47%
Urban	63%	37%
Suburban	68%	32%
Rural	75%	25%

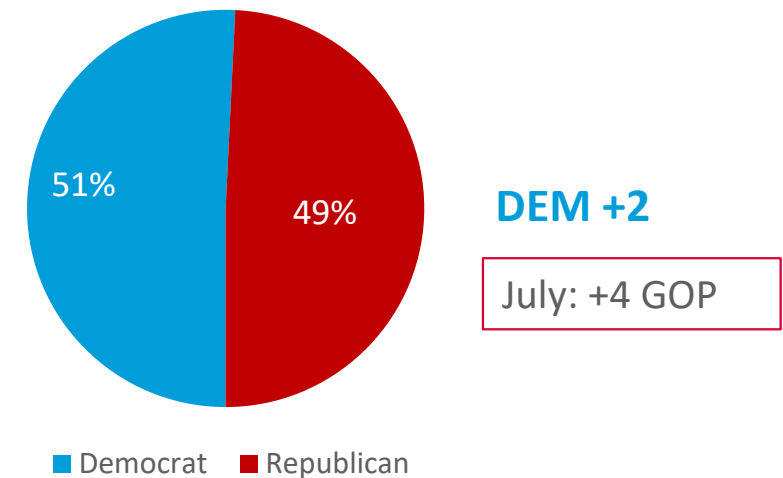
NOMINATIONS & THE HORSERACE

DEMOCRATS AND REPUBLICANS ARE NECK-AND-NECK IN THE CONGRESSIONAL HORSERACE, THOUGH DEMS HAVE THE EDGE WITHOUT THIRD PARTY CHOICE

If the congressional election were held today would you be more likely to vote for a...
(SPLIT SAMPLE: with third party choice)



If the congressional election were held today would you be more likely to vote for a...
(SPLIT SAMPLE: without third party choice)



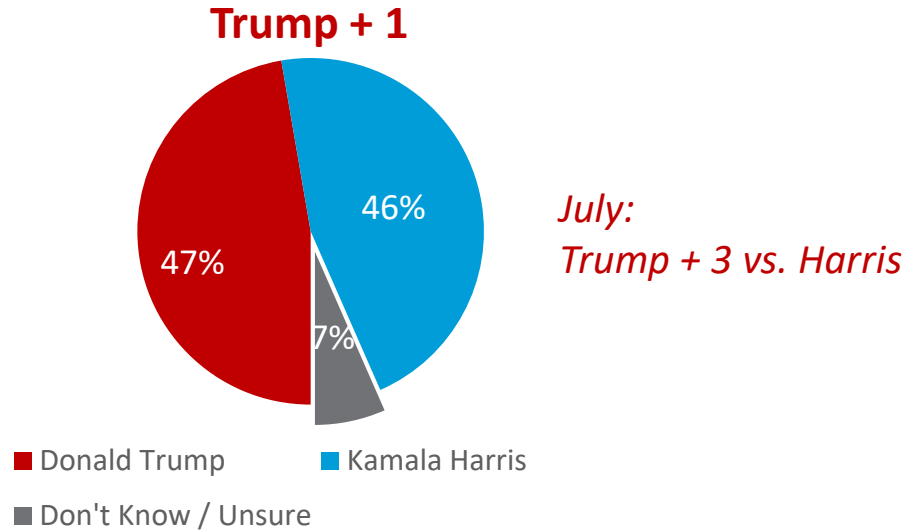
Column %	DEM	GOP	IND/OTH
Democrat	93%	4%	37%
Republican	4%	93%	32%
Third party	0%	0%	8%
Don't know	3%	2%	23%

Column %	DEM	GOP	IND/OTH
Democrat	95%	2%	51%
Republican	5%	98%	49%

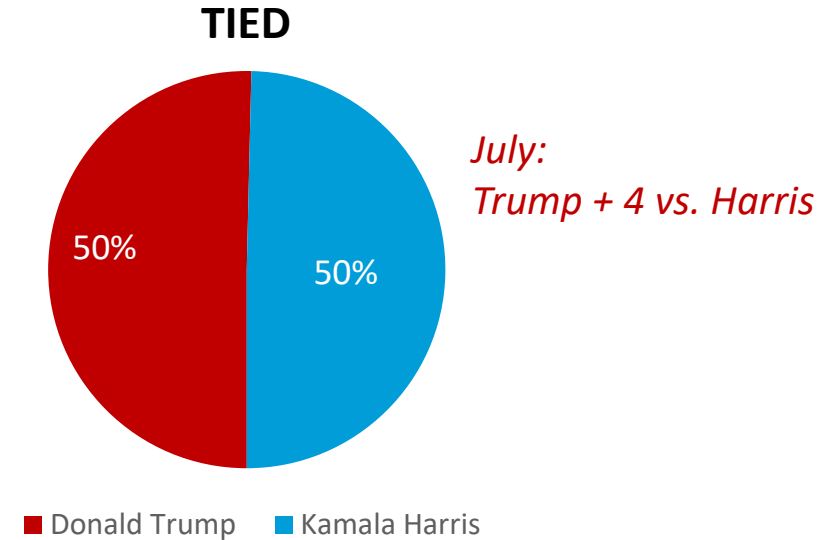
HARRIS HAS GAINED ON TRUMP IN THE TWO-WAY HORSERACE, WITH TRUMP UP BY ONLY +1PT, AND A DEAD HEAT WITH LEANERS INCLUDED

Harris vs Trump Horserace:

If the 2024 election for President were held today and it was between **Donald Trump**, the Republican and **Kamala Harris**, the Democrat, who would you vote for?



If you had to choose, would you vote for Donald Trump or Kamala Harris? *First Choice + Leaners*



Column %	DEM	GOP	IND/OTH
Donald Trump	8%	92%	41%
Kamala Harris	89%	4%	44%
Don't Know / Unsure	3%	4%	15%

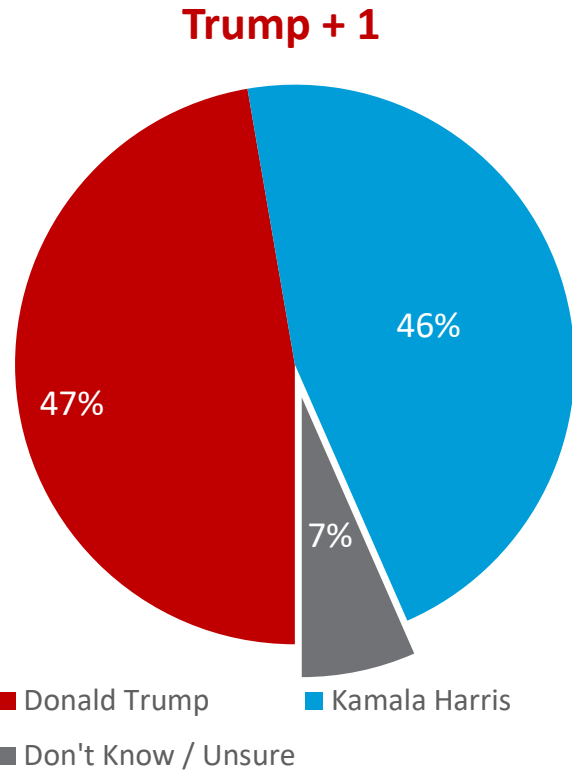
Column %	DEM	GOP	IND/OTH
Donald Trump	9%	95%	48%
Kamala Harris	91%	5%	52%

H1: If the 2024 election for President were held today and it was between Donald Trump, the Republican and Kamala Harris, the Democrat, who would you vote for?

H1LEAN: And if you had to choose, would you vote for Donald Trump or Kamala Harris?

HARRIS AND TRUMP ARE BOTH WINNING WITH THEIR RESPECTIVE PARTY'S BASES

Harris vs Trump Horserace:



Gender & Education	Male	Female	Less than HS degree	HS degree to less than 4 year college degree	4 year college degree or more
Donald Trump	50%	45%	52%	50%	42%
Kamala Harris	45%	47%	38%	44%	52%
Don't Know / Unsure	5%	8%	10%	6%	6%

Column %	White	Black or African American	Hispanic, Latino, or Spanish origin	Asian origin	Other, specify
Donald Trump	54%	22%	43%	36%	36%
Kamala Harris	40%	71%	50%	55%	53%
Don't Know / Unsure	6%	7%	7%	9%	11%

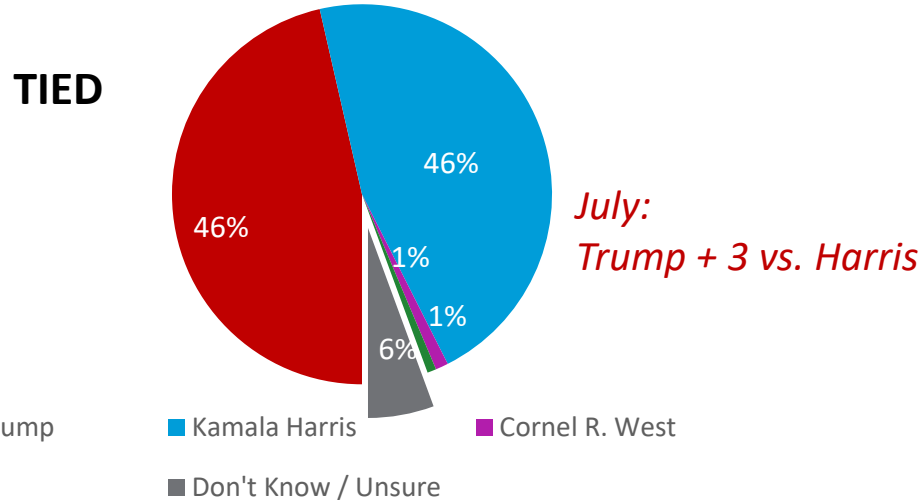
Column %	Urban	Suburban	Rural	Column %	Have made up my mind	Still weighing the choices
Donald Trump	37%	48%	59%	Donald Trump	50%	36%
Kamala Harris	57%	45%	34%	Kamala Harris	49%	35%
Don't Know / Unsure	6%	7%	6%	Don't Know / Unsure	1%	30%

2020 Vote Choice Column %	Joe Biden	Donald Trump	Third party	Decline to answer
Donald Trump	9%	90%	34%	26%
Kamala Harris	87%	6%	23%	37%
Don't Know / Unsure	5%	4%	43%	37%

H1: If the 2024 election for President were held today and it was between Donald Trump, the Republican and Kamala Harris, the Democrat, who would you vote for?

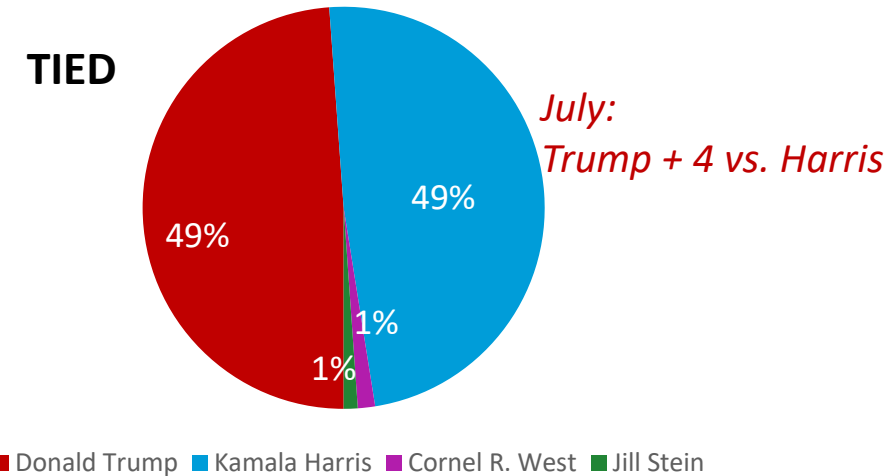
TRUMP AND HARRIS ARE NOW TIED IN THE 5-WAY RACE. WITHOUT RFK, 3RD PARTY CANDIDATES ARE HAVING MINIMAL IMPACT ON THE RACE, BUT PULLING MORE DEMOCRATIC VOTES THAN GOP

If the 2024 election for President were held today and it was between **Donald Trump**, the Republican, **Kamala Harris**, the Democrat, **Cornel R. West**, the Independent, and **Jill Stein**, the Green Party candidate, who would vote for?



Column %	DEM	GOP	IND/OTH
Donald Trump	7%	91%	40%
Kamala Harris	89%	5%	42%
Cornel R. West	1%	0%	3%
Jill Stein	1%	0%	1%
Don't Know / Unsure	2%	3%	14%

And if you had to choose, would you vote for Donald Trump, Kamala Harris, Cornel West, or Jill Stein? *First Choice + Leaners*



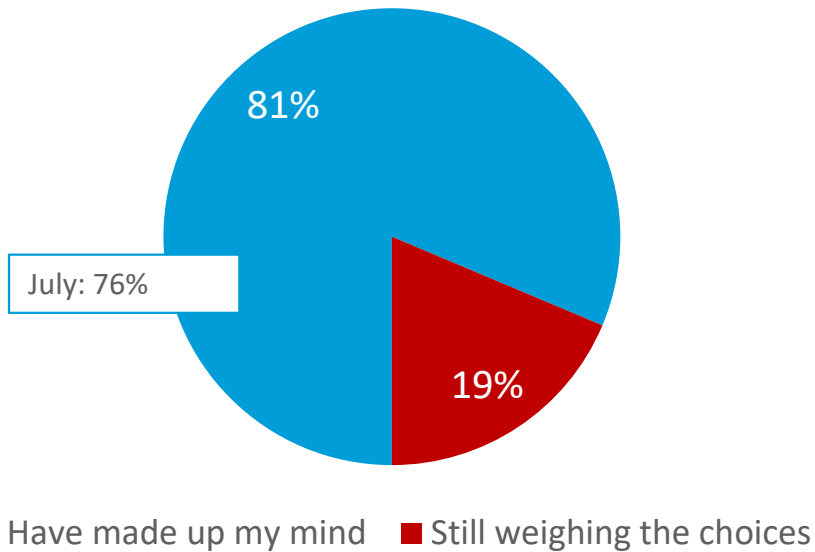
Column %	DEM	GOP	IND/OTH
Donald Trump	8%	93%	46%
Kamala Harris	90%	5%	49%
Cornel R. West	1%	1%	3%
Jill Stein	1%	1%	2%

H9: If the 2024 election for President were held today and it was between Donald Trump, the Republican, Kamala Harris, the Democrat, Robert F. Kennedy Jr., the Independent, Cornel R. West, the Independent, and Jill Stein, the Green Party candidate, who would vote for?

H9LEAN: And if you had to choose, would you vote for Donald Trump, Kamala Harris, Robert F. Kennedy Jr., Cornel West, or Jill Stein?

OVER 4 IN 5 VOTERS SAY THEY HAVE MADE UP THEIR MIND IN THE 2024 PRESIDENTIAL ELECTION, UP +5PTS SINCE JULY

Have you made up your mind on who you will vote for in the 2024 presidential election or are you still weighing the choices?



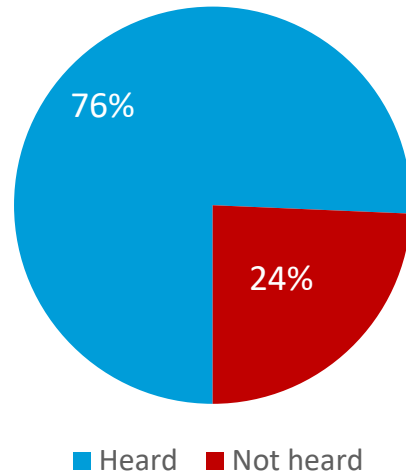
Column %	DEM	GOP	IND/OTH
Have made up my mind	87%	86%	67%
Still weighing the choices	13%	14%	33%

2024 vote choice

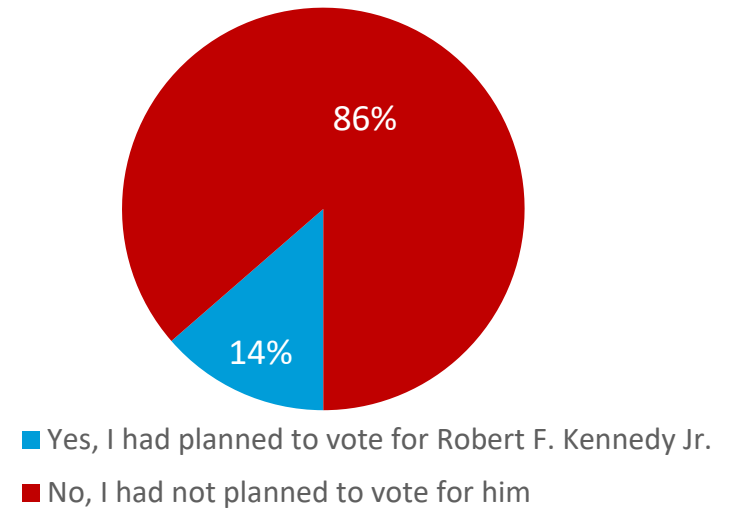
Column %	Donald Trump	Kamala Harris
Have made up my mind	82%	81%
Still weighing the choices	18%	19%

3 IN 4 VOTERS HAVE HEARD OF RFK'S CAMPAIGN SUSPENSION, WITH JUST 14% SAYING THEY HAD PLANNED TO VOTE FOR HIM

Have you heard or not heard yet that Robert F. Kennedy Jr. suspended his campaign for president on Friday, August 23rd?



Before today, had you planned to vote for Robert F. Kennedy, Jr., who was running as an independent, or not?



Column %	DEM	GOP	IND/OTH
Heard	75%	80%	71%
Not heard	25%	20%	29%

Column %	DEM	GOP	IND/OTH	Heard RFK dropped out	Not heard
Yes, I had planned to vote for RFK	14%	12%	15%	15%	10%
No, I had not planned to vote RFK	86%	88%	85%	85%	90%

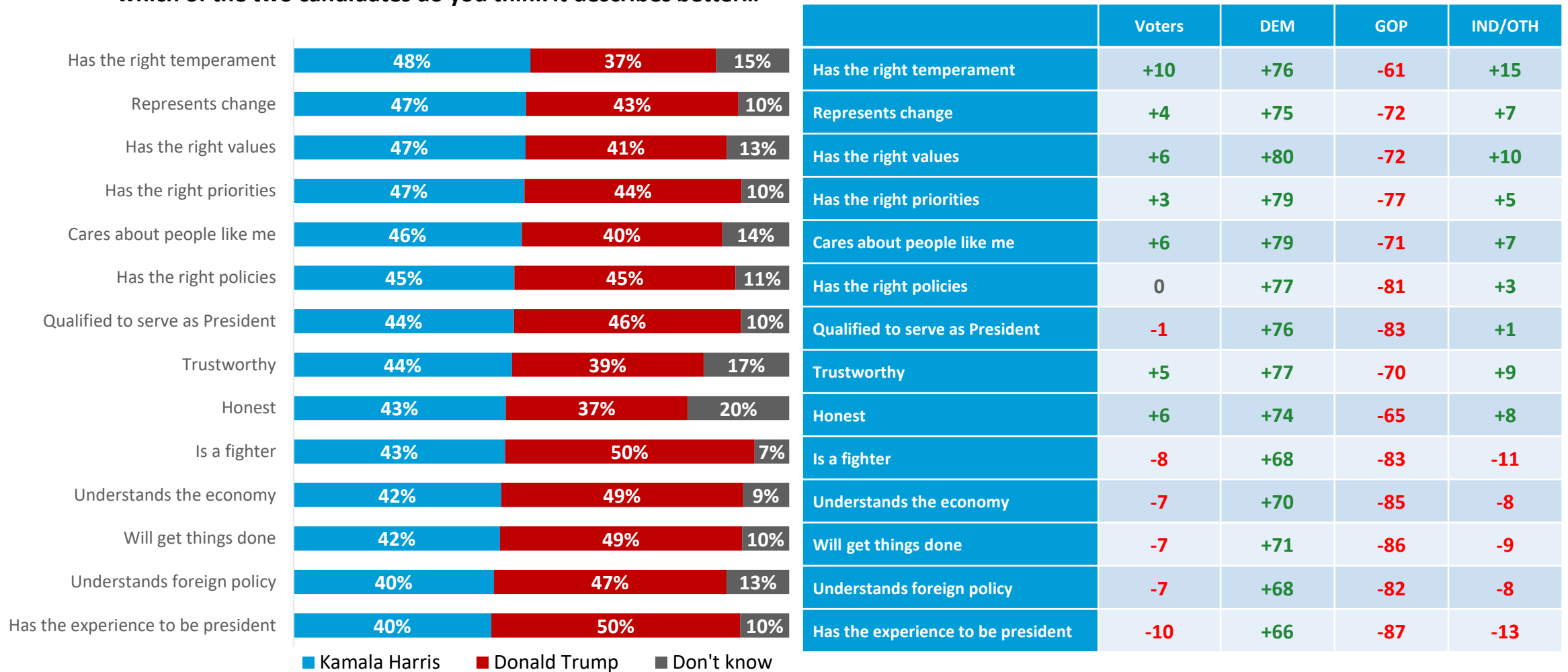
RFK1. Have you heard or not heard yet that Robert F. Kennedy Jr. suspended his campaign for president on Friday, August 23rd?
 RFK2. Before today, had you planned to vote for Robert F. Kennedy, Jr., who was running as an independent, or not?

CANDIDATE ISSUES

HARRIS LEADS ON PERCEPTIONS OF TEMPERAMENT, HONESTY, VALUES, AND CARING; WHILE TRUMP IS SEEN MORE AS EXPERIENCED, A FIGHTER, AND WILL GET THINGS DONE

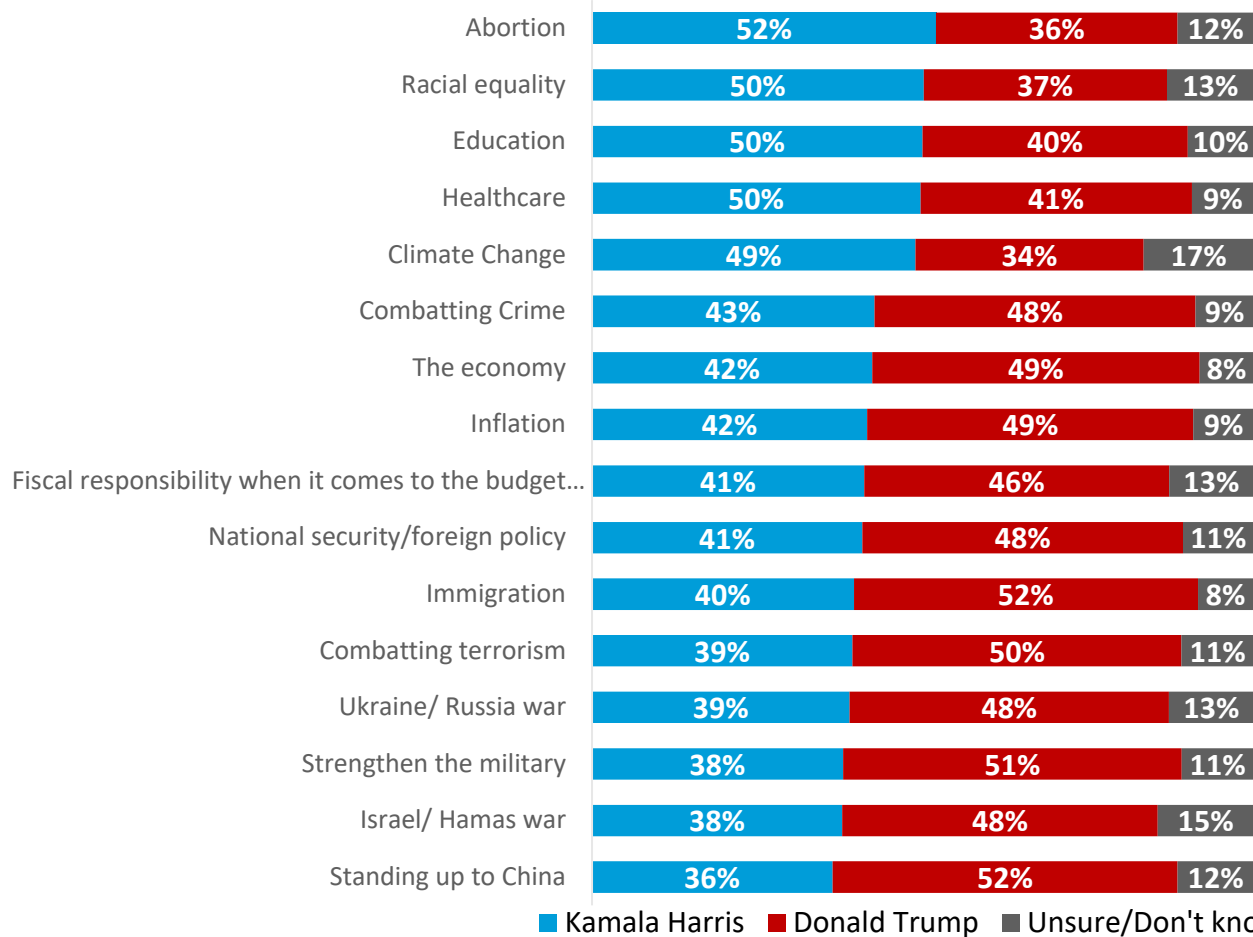
Now for each of the following words and phrases, please indicate which of the two candidates do you think it describes better...

DELTA: % Harris - % Trump



VOTERS SAY TRUMP WILL BE MORE EFFECTIVE ON TOP ISSUES – INFLATION AND IMMIGRATION – WHILE HARRIS LEADS ON ABORTION, CLIMATE CHANGE

For each of the following issues, which of the candidates do you think would do a better job on the issue?

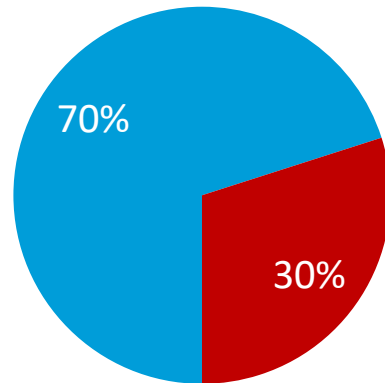


DELTA: % Harris - % Trump

	Voters	DEM	GOP	IND/OTH
Abortion	+16	+82	-59	+23
Racial equality	+13	+82	-61	+18
Education	+10	+80	-65	+15
Healthcare	+9	+79	-67	+14
Climate Change	+14	+79	-55	+18
Combatting Crime	-6	+69	-83	-6
The economy	-7	+71	-84	-11
Inflation	-8	+69	-84	-11
Fiscal responsibility when it comes to the budget and debt	-5	+70	-81	-6
National security/foreign policy	-8	+68	-83	-10
Immigration	-12	+60	-83	-18
Combatting terrorism	-10	+64	-83	-15
Ukraine/ Russia war	-9	+61	-80	-11
Strengthen the military	-13	+59	-84	-19
Israel/ Hamas war	-10	+60	-80	-13
Standing up to China	-16	+57	-86	-22

MORE VOTERS SAY THEY KNOW ENOUGH ABOUT WHERE TRUMP STANDS ON ISSUES COMPARED WITH HARRIS, THOUGH MOST VOTERS SAY THEY KNOW ENOUGH ABOUT BOTH

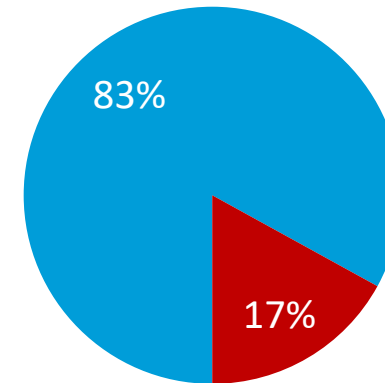
Do you feel you know enough about where Kamala Harris stands on the issues or do you need to know more?



■ Know enough ■ Need to know more

Column %	DEM	GOP	IND/OTH
Know enough	80%	69%	58%
Need to know more	20%	31%	42%

Do you feel you know enough about where Donald Trump stands on the issues or do you need to know more?



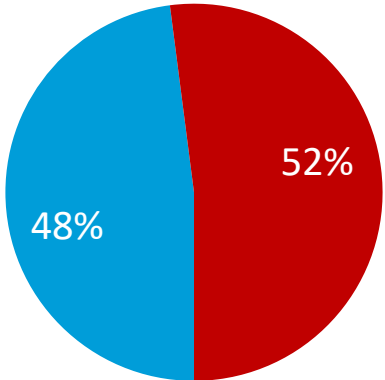
■ Know enough ■ Need to know more

Column %	DEM	GOP	IND/OTH
Know enough	82%	88%	77%
Need to know more	18%	12%	23%

CAND0901. Do you feel you know enough about where Kamala Harris stands on the issues or do you need to know more?
 CAND0902. Do you feel you know enough about where Donald Trump stands on the issues or do you need to know more?

VOTERS ARE SPLIT ON WHETHER HARRIS IS HIDING HER REAL BELIEFS OR MAKING THEM CLEAR, WHILE ALMOST 2 IN 3 SAY TRUMP IS MAKING HIS BELIEFS CLEAR

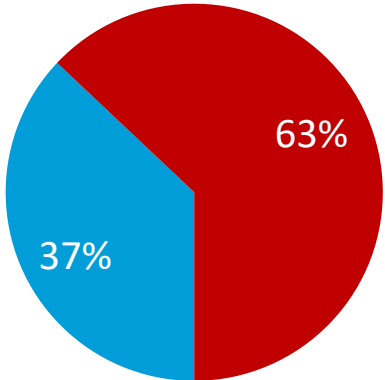
Do you believe that Kamala Harris is hiding her real beliefs or is she making her beliefs clear?



■ Hiding her beliefs ■ Making her beliefs clear

Column %	DEM	GOP	IND/OTH
Hiding her beliefs	16%	81%	49%
Making her beliefs clear	84%	19%	51%

Do you believe that Donald Trump is hiding his real beliefs or is he making his beliefs clear?



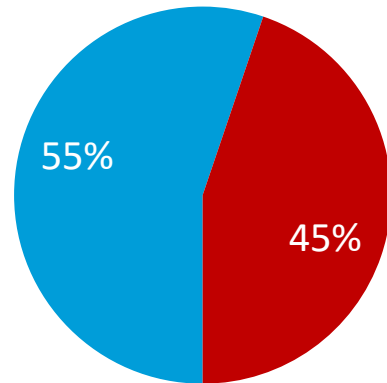
■ Hiding his beliefs ■ Making his beliefs clear

Column %	DEM	GOP	IND/OTH
Hiding his beliefs	61%	11%	39%
Making his beliefs clear	39%	89%	61%

CAND0903. Do you believe that Kamala Harris is hiding her real beliefs or is she making her beliefs clear?
 CAND0904. Do you believe that Donald Trump is hiding his real beliefs or is he making his beliefs clear?

MOST VOTERS SAY THE CANDIDATES ARE DOING ENOUGH INTERVIEWS, ESPECIALLY TRUMP

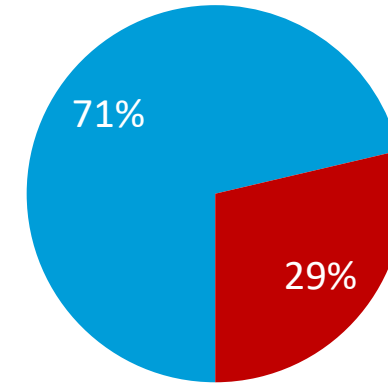
Do you believe Kamala Harris is going before the press and doing enough interviews or is she more hiding from doing interviews?



■ Doing enough interviews
■ Hiding from doing interviews

Column %	DEM	GOP	IND/OTH
Doing enough interviews	85%	27%	52%
Hiding from doing interviews	15%	73%	48%

Do you believe Donald Trump is going before the press and doing enough interviews or is he more hiding from doing interviews?



■ Doing enough interviews
■ Hiding from doing interviews

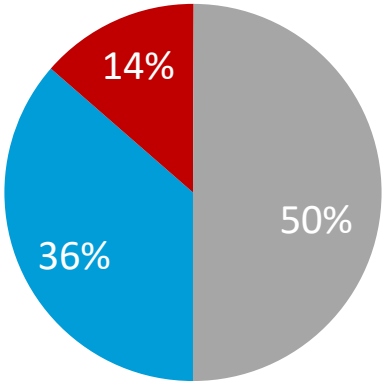
Column %	DEM	GOP	IND/OTH
Doing enough interviews	52%	92%	70%
Hiding from doing interviews	48%	8%	30%

CAND0905. Do you believe Kamala Harris is going before the press and doing enough interviews or is she more hiding from doing interviews?

CAND0906. Do you believe Donald Trump is going before the press and doing enough interviews or is he more hiding from doing interviews?

HALF OF VOTERS AGREE HARRIS IS LARGELY ALIGNED WITH BIDEN IDEOLOGICALLY, AND ALMOST 2 IN 3 SAY SHE WILL CONTINUE BIDEN’S POLICIES

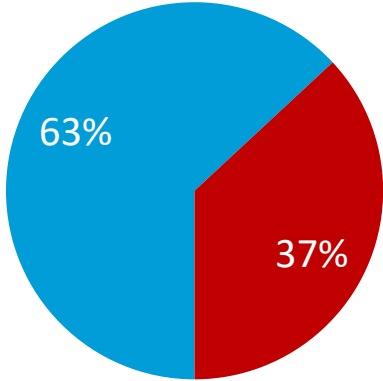
Is Kamala Harris to the left or the right of Biden politically, or is she largely aligned with him?



■ To the left ■ To the right ■ Largely aligned

Column %	DEM	GOP	IND/OTH
To the left	21%	56%	31%
To the right	19%	9%	14%
Largely aligned	60%	35%	56%

Will Kamala Harris continue the Biden administration policies on issues like taxes, inflation, immigration, and energy, or will she change direction?



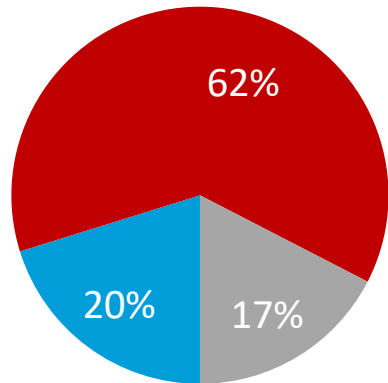
■ Continue Biden policies ■ Change direction

Column %	DEM	GOP	IND/OTH
Continue Biden policies	62%	67%	59%
Change direction	38%	33%	41%

CAND0907. Is Kamala Harris to the left or the right of Biden politically, or is she largely aligned with him?
 CAND0908. Will Kamala Harris continue the Biden administration policies on issues like taxes, inflation, immigration, and energy or will she change direction?

MOST VOTERS OPPOSE OPEN BORDERS - OVER 4 IN 5 VOTERS SAY TRUMP IS AGAINST OPEN BORDERS, WHILE HALF SAY HARRIS IS FOR THEM

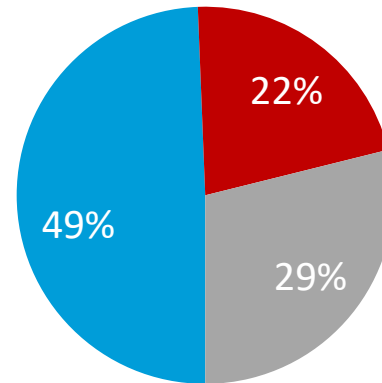
Do you support or oppose open borders?



■ Support ■ Oppose ■ Unsure/ Don't Know

Column %	DEM	GOP	IND/OTH
Support	33%	11%	16%
Oppose	43%	84%	61%
Unsure/ Don't Know	24%	6%	24%

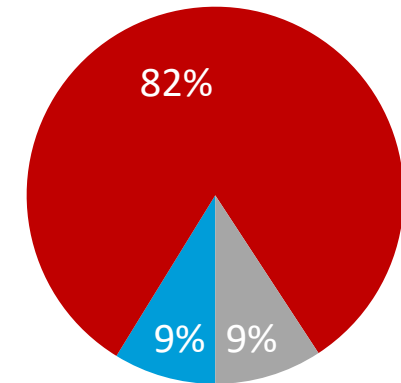
Is Kamala Harris for or against open borders?



■ For ■ Against ■ Unsure/ Don't Know

Column %	DEM	GOP	IND/OTH
For	34%	69%	44%
Against	31%	14%	19%
Unsure/ Don't Know	35%	17%	36%

Is Donald Trump for or against open borders?



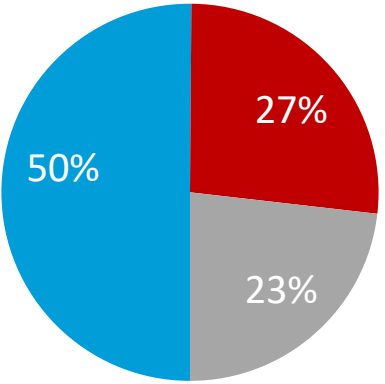
■ For ■ Against ■ Unsure/ Don't Know

Column %	DEM	GOP	IND/OTH
For	10%	9%	7%
Against	79%	87%	80%
Unsure/ Don't Know	12%	4%	13%

CAND0909. Do you support or oppose open borders?
 CAND0910. Is Kamala Harris for or against open borders?
 CAND0911. Is Donald Trump for or against open borders?

HALF OF VOTERS ARE FOR PRICE CONTROLS, AND A SIMILAR PROPORTION SAY HARRIS IS FOR THEM, WHILE A PLURALITY PERCEIVE TRUMP AS BEING AGAINST

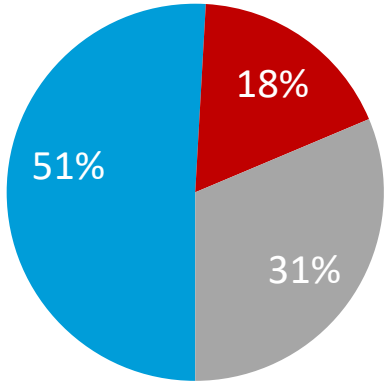
Are you for or against price controls as a measure to fight inflation?



■ For ■ Against ■ Unsure / Don't Know

Column %	DEM	GOP	IND/OTH
For	66%	39%	44%
Against	15%	40%	25%
Unsure / Don't Know	19%	21%	31%

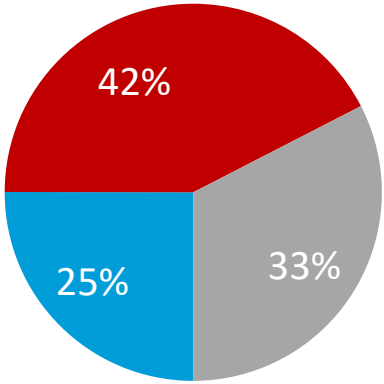
Is Kamala Harris for or against price controls as a measure to fight inflation?



■ For ■ Against ■ Unsure / Don't Know

Column %	DEM	GOP	IND/OTH
For	64%	42%	45%
Against	11%	28%	13%
Unsure / Don't Know	25%	29%	43%

Is Donald Trump for or against price controls as a measure to fight inflation?



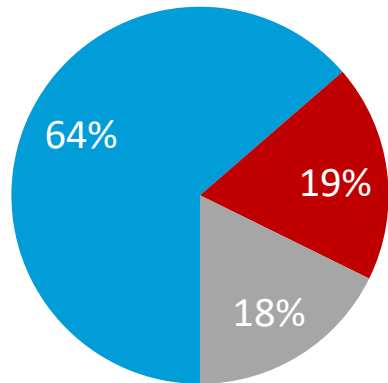
■ For ■ Against ■ Unsure / Don't Know

Column %	DEM	GOP	IND/OTH
For	16%	38%	20%
Against	52%	36%	38%
Unsure / Don't Know	32%	26%	42%

CAND0912. Are you for or against price controls as a measure to fight inflation?
 CAND0913. Is Kamala Harris for or against price controls as a measure to fight inflation?
 CAND0914. Is Donald Trump for or against price controls as a measure to fight inflation?

TWO-THIRDS OF VOTERS SUPPORT REMOVING TAXES ON TIPS, AND PLURALITIES OF VOTERS THINK TRUMP AND HARRIS SUPPORT IT

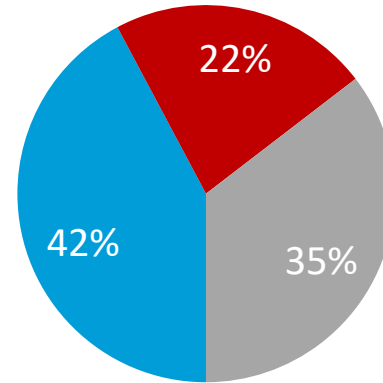
Are you for or against removing taxes on tips?



■ For ■ Against ■ Unsure / Don't Know

Column %	DEM	GOP	IND/OTH
For	59%	73%	59%
Against	21%	17%	18%
Unsure / Don't Know	21%	10%	23%

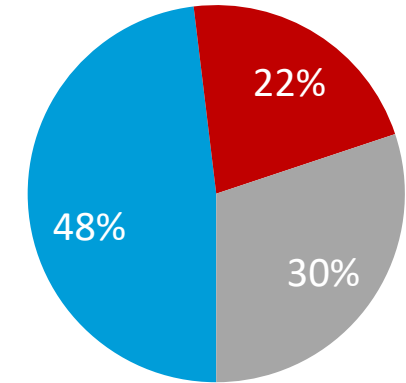
Is Kamala Harris for or against removing taxes on tips?



■ For ■ Against ■ Unsure / Don't Know

Column %	DEM	GOP	IND/OTH
For	58%	30%	37%
Against	13%	37%	16%
Unsure / Don't Know	29%	33%	47%

Is Donald Trump for or against removing taxes on tips?



■ For ■ Against ■ Unsure / Don't Know

Column %	DEM	GOP	IND/OTH
For	34%	66%	43%
Against	35%	12%	17%
Unsure / Don't Know	31%	22%	39%

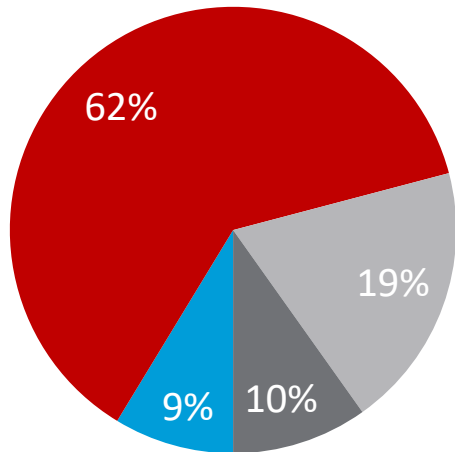
CAND0915. Are you for or against removing taxes on tips?

CAND0916. Is Kamala Harris for or against removing taxes on tips?

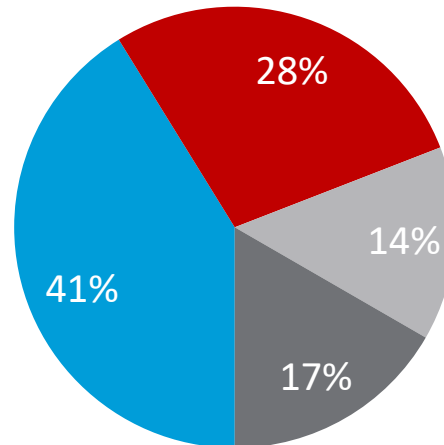
CAND0917. Is Donald Trump for or against removing taxes on tips?

MOST VOTERS WANT LOWER TAXES – AROUND 2 IN 5 THINK TRUMP WILL LOWER TAXES, WHILE THE SAME PROPORTION SAY HARRIS WILL RAISE THEM

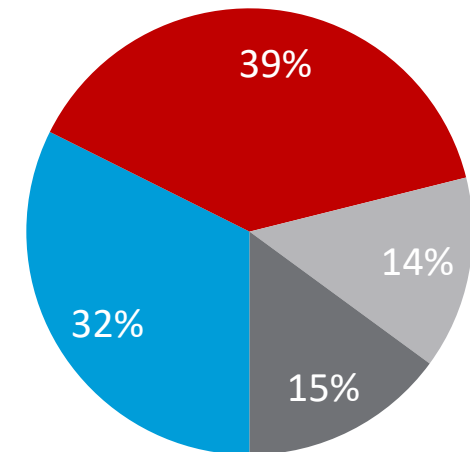
Do you think taxes need to be raised, lowered or stay the same?



Do you think Kamala Harris would raise taxes, lower them or keep them the same?



Do you think Donald Trump would raise taxes, lower them or keep them the same?



■ Raised ■ Lowered ■ Stay the same ■ Unsure/ Don't Know

Column %	DEM	GOP	IND/OTH
Raised	14%	5%	6%
Lowered	55%	70%	62%
Stay the same	21%	19%	18%
Unsure/ Don't Know	10%	6%	14%

■ Raise ■ Lower ■ Stay the same ■ Unsure/ Don't Know

Column %	DEM	GOP	IND/OTH
Raise	17%	68%	37%
Lower	48%	11%	22%
Stay the same	20%	7%	16%
Unsure/ Don't Know	14%	13%	25%

■ Raise ■ Lower ■ Stay the same ■ Unsure/ Don't Know

Column %	DEM	GOP	IND/OTH
Raise	57%	9%	31%
Lower	17%	65%	33%
Stay the same	13%	16%	14%
Unsure/ Don't Know	14%	10%	22%

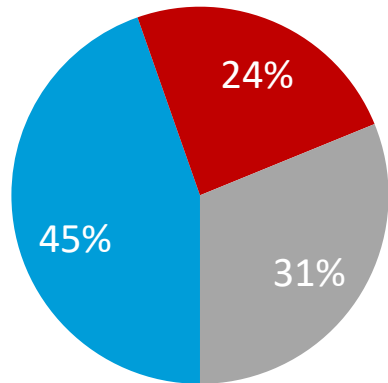
CAND0918. Do you think taxes need to be raised, lowered or stay the same?

CAND0919. Do you think Kamala Harris would raise taxes, lower them or keep them the same?

CAND0920. Do you think Donald Trump would raise taxes, lower them or keep them the same?

AROUND HALF OF VOTERS SAY TRUMP WILL SUPPORT ISRAEL IN ITS FIGHT WITH HAMAS, BUT THEY ARE SPLIT ON HARRIS' POSITION

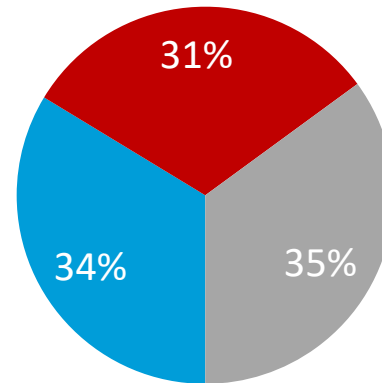
Do you support or oppose Israel in its fight against Hamas?



■ Support ■ Oppose ■ Unsure/ Don't Know

Column %	DEM	GOP	IND/OTH
Support	37%	56%	40%
Oppose	28%	22%	22%
Unsure/ Don't Know	36%	22%	38%

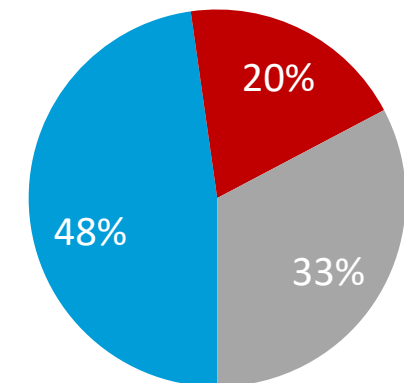
Will Kamala Harris support or oppose Israel in its fight against Hamas?



■ Support ■ Oppose ■ Unsure/ Don't Know

Column %	DEM	GOP	IND/OTH
Support	49%	22%	28%
Oppose	17%	48%	28%
Unsure/ Don't Know	34%	30%	44%

Will Donald Trump support or oppose Israel in its fight against Hamas?



■ Support ■ Oppose ■ Unsure/ Don't Know

Column %	DEM	GOP	IND/OTH
Support	40%	61%	41%
Oppose	23%	18%	17%
Unsure/ Don't Know	37%	22%	42%

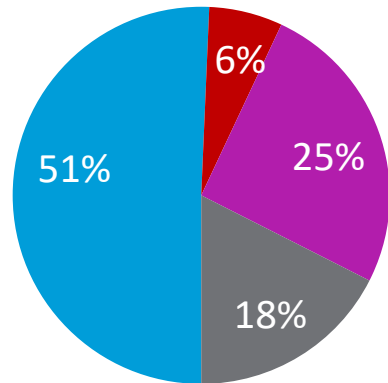
CAND0921. Do you support or oppose Israel in its fight against Hamas?

CAND0922. Will Kamala Harris support or oppose Israel in its fight against Hamas?

CAND0923. Will Donald Trump support or oppose Israel in its fight against Hamas?

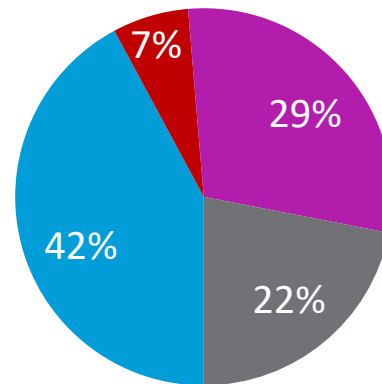
HALF OF VOTERS SAY THE U.S. IS TOO SOFT ON CHINA, AND 2 IN 5 THINK HARRIS WILL CONTINUE THIS POSITION. OVER 2 IN 5 THINK TRUMP WILL BE 'ABOUT RIGHT' ON CHINA

Is the U.S. government too soft, too tough, or about right when it comes to China?



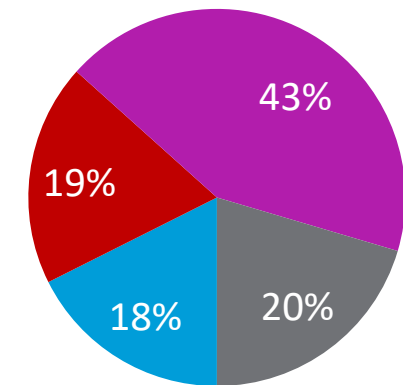
■ Too soft ■ Too tough ■ About right ■ Unsure/ Don't Know

Will Kamala Harris be too soft, too tough, or about right when it comes to China?



■ Too soft ■ Too tough ■ About right ■ Unsure/ Don't Know

Will Donald Trump be too soft, too tough, or about right when it comes to China?



■ Too soft ■ Too tough ■ About right ■ Unsure/ Don't Know

Column %	DEM	GOP	IND/OTH
Too soft	34%	69%	50%
Too tough	9%	5%	5%
About right	38%	16%	21%
Unsure/ Don't Know	20%	10%	24%

Column %	DEM	GOP	IND/OTH
Too soft	16%	72%	39%
Too tough	9%	5%	4%
About right	54%	8%	23%
Unsure/ Don't Know	21%	15%	33%

Column %	DEM	GOP	IND/OTH
Too soft	33%	4%	15%
Too tough	26%	14%	16%
About right	18%	72%	38%
Unsure/ Don't Know	23%	9%	32%

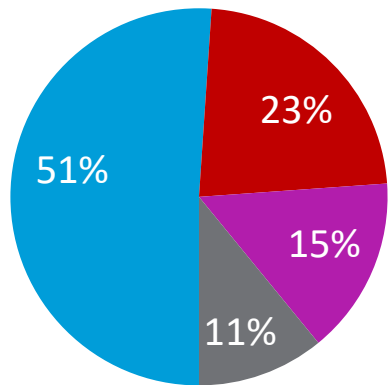
CAND0924. Is the U.S. government too soft, too tough, or about right when it comes to China?

CAND0925. Will Kamala Harris be too soft, too tough, or about right when it comes to China?

CAND0926. Will Donald Trump be too soft, too tough, or about right when it comes to China?

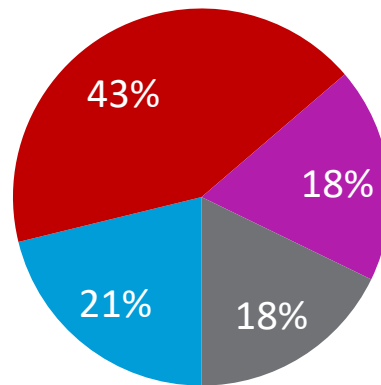
VOTERS SAY A FUTURE TRUMP ADMINISTRATION WILL BE TOUGHER ON CRIME, WHILE OVER 2 IN 5 SAY HARRIS WILL PUSH FOR MORE COMPASSIONATE ENFORCEMENT OF LAWS

Do you think we need tougher laws and enforcement against criminals, more compassionate enforcement of our laws, or are our laws and enforcement about right?



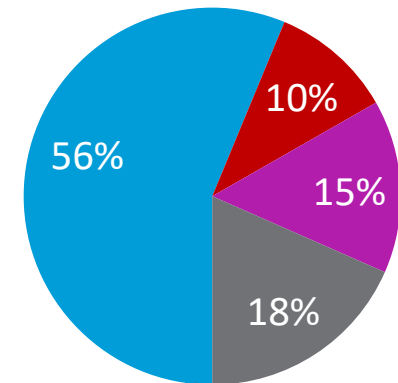
■ Tougher law enforcement
 ■ More compassionate enforcement
 ■ Laws are about right
 ■ Unsure/ Don't Know

Do you think Kamala Harris will push for tougher laws and enforcement against criminals, push for more compassionate enforcement of laws or keep them as is?



■ Tougher law enforcement
 ■ More compassionate enforcement
 ■ Keep them as is
 ■ Unsure/ Don't Know

Do you think Donald Trump will push for tougher laws and enforcement against criminals, more compassionate enforcement of laws or keep them as is?



■ Tougher law enforcement
 ■ More compassionate enforcement
 ■ Keep them as is
 ■ Unsure/ Don't Know

Column %	DEM	GOP	IND/ OTH
Tougher law enforcement	38%	68%	46%
More compassionate enforcement	33%	14%	20%
Laws are about right	17%	11%	18%
Unsure/ Don't Know	11%	7%	16%

Column %	DEM	GOP	IND/ OTH
Tougher law enforcement	33%	13%	16%
More compassionate enforcement	35%	54%	37%
Keep them as is	17%	20%	19%
Unsure/ Don't Know	16%	13%	28%

Column %	DEM	GOP	IND/ OTH
Tougher law enforcement	44%	73%	50%
More compassionate enforcement	14%	8%	9%
Keep them as is	19%	11%	14%
Unsure/ Don't Know	23%	7%	27%

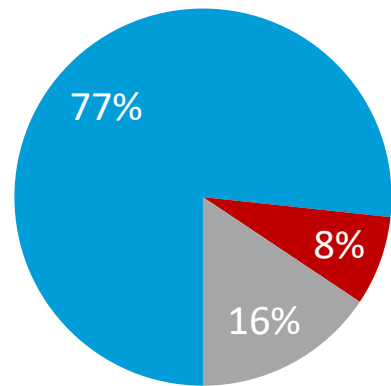
CAND0927 Do you think we need tougher laws and enforcement against criminals, more compassionate enforcement of our laws, or are our laws and enforcement about right?

CAND0928. Do you think Kamala Harris will push for tougher laws and enforcement against criminals, push for more compassionate enforcement of laws or keep them as is?

CAND0929. Do you think Donald Trump will push for tougher laws and enforcement against criminals, more compassionate enforcement of laws or keep them as is?

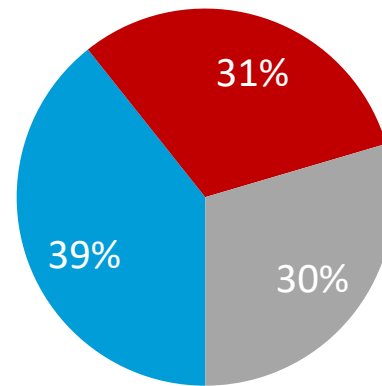
THERE IS A STRONG SUPPORT FOR FREE SPEECH PROTECTIONS ON SOCIAL MEDIA; TRUMP IS PERCEIVED TO BE FOR 1ST AMENDMENT PROTECTIONS BY MOST VOTERS WHILE HARRIS IS NOT

Do you support or oppose the protection of 1st amendment rights/free speech on social media platforms?



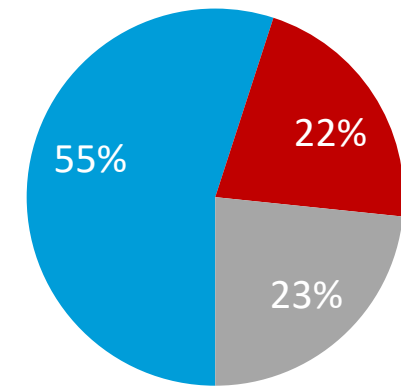
■ Support ■ Oppose ■ Unsure/ Don't Know

Is Kamala Harris for or against the protection of 1st amendment rights/free speech on social media platforms?



■ For ■ Against ■ Unsure/ Don't Know

Is Donald Trump for or against the protection of 1st amendment rights/free speech on social media platforms?



■ For ■ Against ■ Unsure/ Don't Know

Column %	DEM	GOP	IND/OTH
Support	72%	85%	72%
Oppose	10%	6%	7%
Unsure/ Don't Know	17%	9%	22%

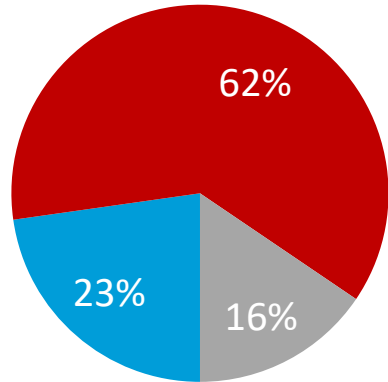
Column %	DEM	GOP	IND/OTH
For	64%	20%	32%
Against	10%	57%	25%
Unsure/ Don't Know	26%	23%	43%

Column %	DEM	GOP	IND/OTH
For	36%	79%	48%
Against	38%	6%	20%
Unsure/ Don't Know	26%	15%	32%

CAND0930. Do you support or oppose the protection of 1st amendment rights/ free speech on social media platforms?
 CAND0931. Is Kamala Harris for or against the protection of 1st amendment rights/ free speech on social media platforms?
 CAND0932. Is Donald Trump for or against the protection of 1st amendment rights/ free speech on social media platforms?

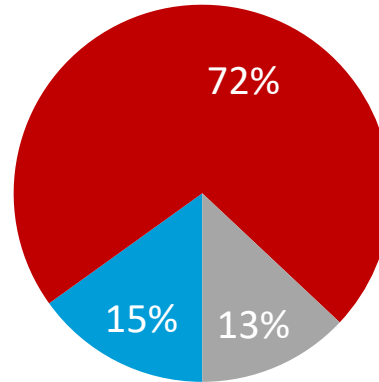
A MAJORITY OF VOTERS ARE AGAINST A NATIONAL ABORTION BAN, AND MOST SAY HARRIS IS AGAINST A BAN WHILE TRUMP IS FOR ONE

Are you for or against a national ban on abortion?



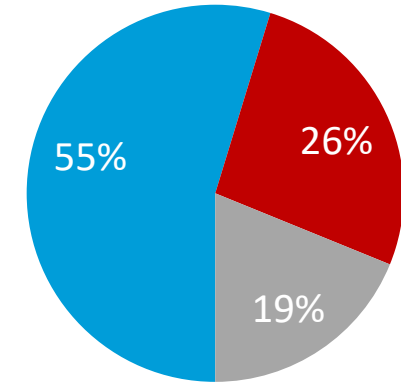
■ For ■ Against ■ Unsure / Don't Know

Do you think Kamala Harris is for or against a national ban on abortion?



■ For ■ Against ■ Unsure / Don't Know

Do you think Donald Trump is for or against a national ban on abortion?



■ For ■ Against ■ Unsure / Don't Know

Column %	DEM	GOP	IND/OTH
For	16%	35%	16%
Against	75%	47%	64%
Unsure / Don't Know	10%	18%	20%

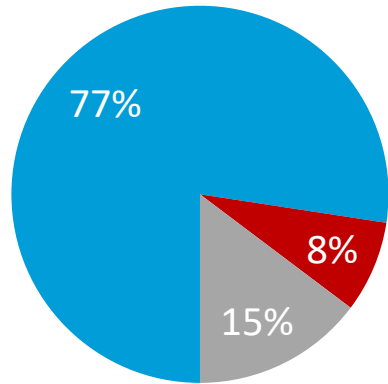
Column %	DEM	GOP	IND/OTH
For	17%	17%	10%
Against	74%	71%	70%
Unsure / Don't Know	9%	12%	20%

Column %	DEM	GOP	IND/OTH
For	68%	45%	49%
Against	19%	35%	24%
Unsure / Don't Know	12%	19%	27%

CAND0933. Are you for or against a national ban on abortion?
 CAND0934. Do you think Kamala Harris is for or against a national ban on abortion?
 CAND0935. Do you think Donald Trump is for or against a national ban on abortion?

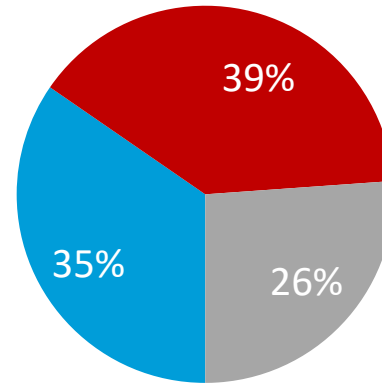
VOTERS AGREE IRAN SHOULD NOT GET A NUCLEAR WEAPON; HALF OF VOTERS THINK TRUMP WOULD STOP THIS, BUT THEY ARE LESS CERTAIN ABOUT HARRIS

Do you think that we need to prevent Iran from obtaining a nuclear weapon or not?



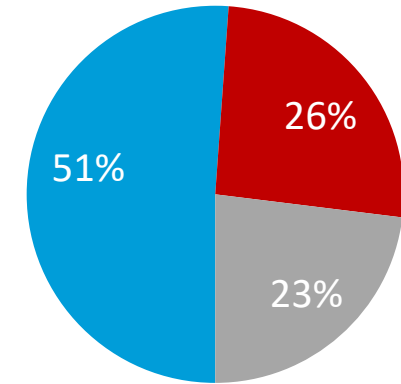
■ Yes ■ No ■ Unsure/ Don't Know

Do you think Kamala Harris would stop Iran from obtaining a nuclear weapon or not?



■ Yes ■ No ■ Unsure/ Don't Know

Do you think Donald Trump would stop Iran from obtaining a nuclear weapon or not?



■ Yes ■ No ■ Unsure/ Don't Know

Column %	DEM	GOP	IND/OTH
Yes	76%	82%	72%
No	8%	8%	8%
Unsure/ Don't Know	16%	10%	20%

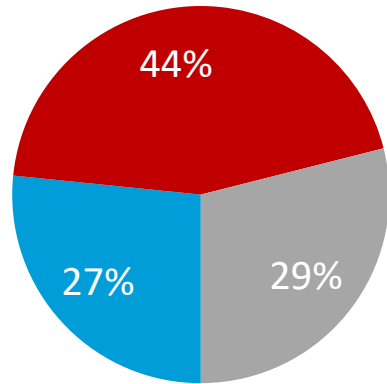
Column %	DEM	GOP	IND/OTH
Yes	62%	11%	28%
No	13%	68%	37%
Unsure/ Don't Know	24%	21%	35%

Column %	DEM	GOP	IND/OTH
Yes	30%	80%	42%
No	45%	6%	26%
Unsure/ Don't Know	25%	14%	32%

CAND0936. Do you think that we need to prevent Iran from obtaining a nuclear weapon or not?
 CAND0937. Do you think Kamala Harris would stop Iran from obtaining a nuclear weapon or not?
 CAND0938. Do you think Donald Trump would stop Iran from obtaining a nuclear weapon or not?

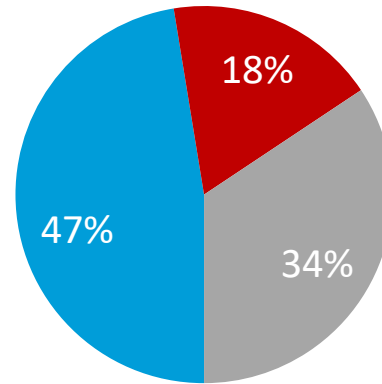
A PLURALITY SAY WE SHOULD ENSURE HAMAS IS DEFEATED; HALF OF VOTERS THINK TRUMP WILL DO THIS, WHILE A SIMILAR PROPORTION THINK HARRIS WILL NEGOTIATE WITH HAMAS

Do you feel we need to negotiate more with Hamas or ensure they are defeated?



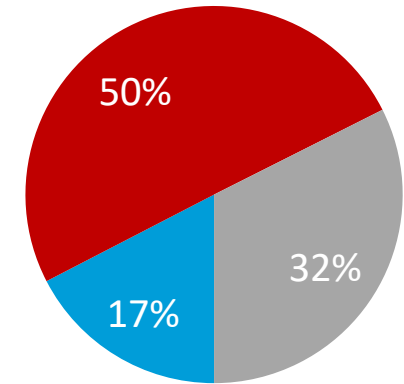
■ Negotiate ■ Defeat ■ Unsure/ Don't Know

Do you think Kamala Harris would negotiate more with Hamas or ensure they are defeated?



■ Negotiate ■ Defeat ■ Unsure/ Don't Know

Do you think Donald Trump would negotiate more with Hamas or ensure they are defeated?



■ Negotiate ■ Defeat ■ Unsure/ Don't Know

Column %	DEM	GOP	IND/OTH
Negotiate	38%	19%	22%
Defeat	32%	60%	40%
Unsure/ Don't Know	30%	21%	38%

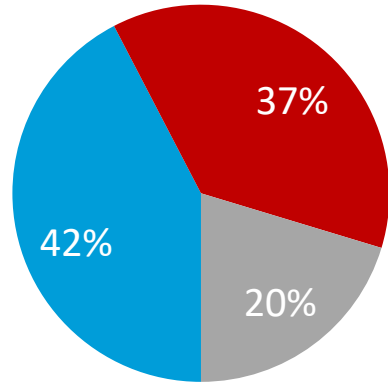
Column %	DEM	GOP	IND/OTH
Negotiate	44%	57%	40%
Defeat	25%	13%	15%
Unsure/ Don't Know	31%	30%	45%

Column %	DEM	GOP	IND/OTH
Negotiate	19%	19%	13%
Defeat	41%	63%	46%
Unsure/ Don't Know	40%	17%	42%

CAND0939. Do you feel we need to negotiate more with Hamas or ensure they are defeated?
 CAND0940. Do you think Kamala Harris would negotiate more with Hamas or ensure they are defeated?
 CAND0941. Do you think Donald Trump would negotiate more with Hamas or ensure they are defeated?

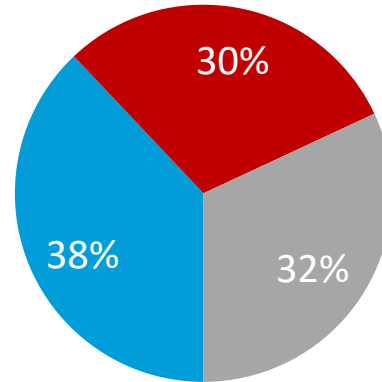
VOTERS ARE SLIGHTLY MORE LIKELY TO SUPPORT A MAINLY PRIVATE HEALTHCARE SYSTEM. A PLURALITY THINK HARRIS IS FOR ENDING PRIVATE HEALTHCARE, WHILE MORE THINK TRUMP IS AGAINST ENDING IT

Do you support a mainly private healthcare system, or government mandated healthcare?



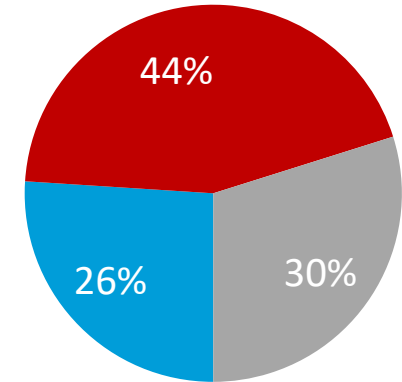
■ Private ■ Government ■ Unsure/ Don't Know

Is Kamala Harris for or against ending private healthcare for all?



■ For ■ Against ■ Unsure/ Don't Know

Is Donald Trump for or against ending private healthcare for all?



■ For ■ Against ■ Unsure/ Don't Know

Column %	DEM	GOP	IND/OTH
Private	27%	61%	39%
Government	55%	23%	32%
Unsure/ Don't Know	18%	16%	30%

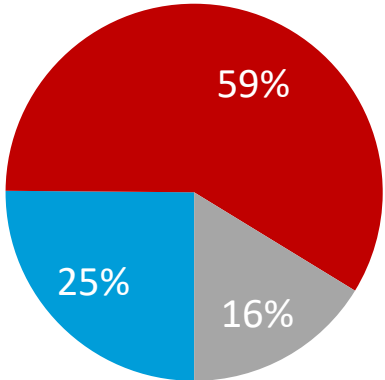
Column %	DEM	GOP	IND/OTH
For	35%	44%	33%
Against	35%	30%	23%
Unsure/ Don't Know	29%	26%	43%

Column %	DEM	GOP	IND/OTH
For	30%	28%	18%
Against	45%	46%	41%
Unsure/ Don't Know	26%	26%	40%

CAND0941x. Do you support a mainly private healthcare system, or government mandated healthcare?
 CAND0942. Is Kamala Harris for or against ending private healthcare for all?
 CAND0943. Is Donald Trump for or against ending private healthcare for all?

3 IN 5 VOTERS OPPOSE OFFERING FREE HEALTHCARE TO IMMIGRANTS. 3 IN 4 SAY TRUMP ALSO OPPOSES IT, BUT MOST SAY HARRIS SUPPORTS IT

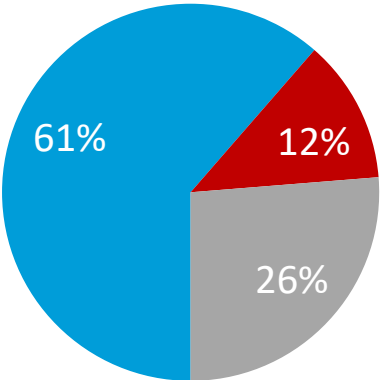
Do you support or oppose offering free healthcare to immigrants in the U.S.?



■ Support ■ Oppose ■ Unsure/ Don't Know

Column %	DEM	GOP	IND/OTH
Support	43%	11%	20%
Oppose	36%	83%	57%
Unsure/ Don't Know	21%	7%	23%

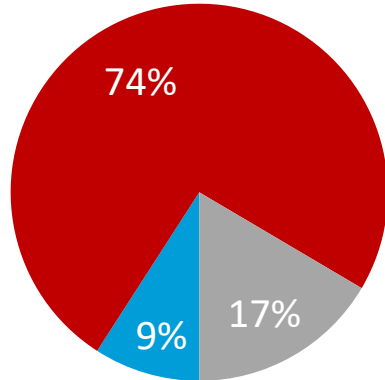
Is Kamala Harris for or against offering free healthcare to immigrants in the U.S.?



■ For ■ Against ■ Unsure/ Don't Know

Column %	DEM	GOP	IND/OTH
For	51%	78%	53%
Against	17%	10%	9%
Unsure/ Don't Know	32%	11%	38%

Is Donald Trump for or against offering free healthcare to immigrants in the U.S.?



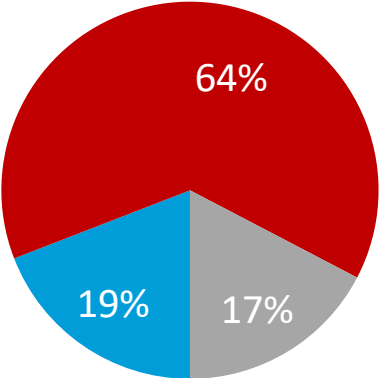
■ For ■ Against ■ Unsure/ Don't Know

Column %	DEM	GOP	IND/OTH
For	12%	9%	5%
Against	70%	82%	70%
Unsure/ Don't Know	18%	9%	25%

CAND0944. Do you support or oppose offering free healthcare to immigrants in the U.S.?
 CAND0945. Is Kamala Harris for or against offering free healthcare to immigrants in the U.S.?
 CAND0946. Is Donald Trump for or against offering free healthcare to immigrants in the U.S.?

2 IN 3 VOTERS ARE AGAINST A MANDATED REPLACEMENT OF GAS CARS WITH ELECTRIC VEHICLES, AND NEARLY 3 IN 5 BELIEVE TRUMP SHARES THIS POSITION

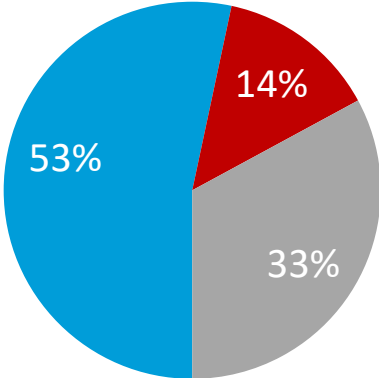
Are you for or against mandating the replacement of gas cars with electric vehicles?



■ For ■ Against ■ Unsure/ Don't Know

Column %	DEM	GOP	IND/OTH
For	31%	12%	14%
Against	46%	82%	63%
Unsure/ Don't Know	23%	7%	23%

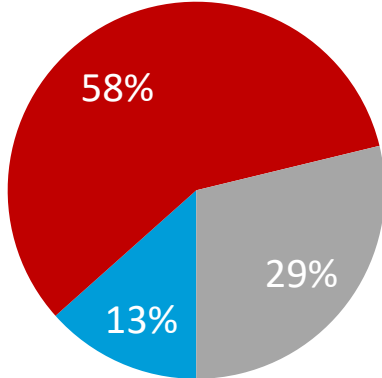
Is Kamala Harris for or against the replacement of gas cars with electric vehicles?



■ For ■ Against ■ Unsure/ Don't Know

Column %	DEM	GOP	IND/OTH
For	40%	70%	49%
Against	19%	11%	10%
Unsure/ Don't Know	40%	19%	41%

Is Donald Trump for or against the replacement of gas cars with electric vehicles?



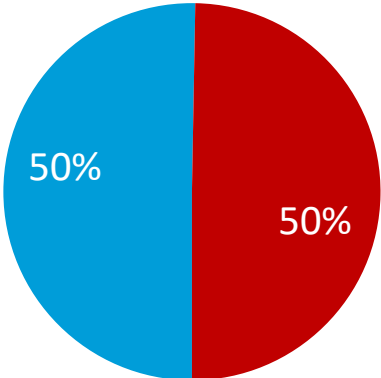
■ For ■ Against ■ Unsure/ Don't Know

Column %	DEM	GOP	IND/OTH
For	18%	12%	9%
Against	49%	70%	54%
Unsure/ Don't Know	33%	19%	37%

CAND0947. Are you for or against mandating the replacement of gas cars with electric vehicles?
 CAND0948. Is Kamala Harris for or against the replacement of gas cars with electric vehicles?
 CAND0949. Is Donald Trump for or against the replacement of gas cars with electric vehicles?

VOTERS ARE SPLIT ON HARRIS' ROLE IN THE WITHDRAWAL FROM AFGHANISTAN, THE CAUSE OF INFLATION, AND WHETHER HARRIS' PRICE GOUGING PROPOSAL WILL RELIEVE INFLATIONARY PRESSURE

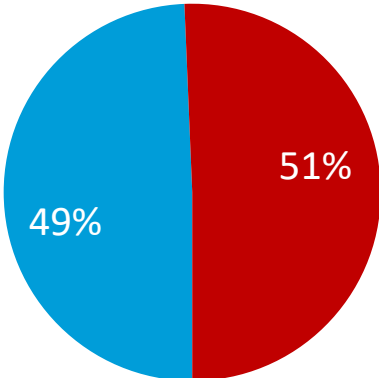
Do you think that Kamala Harris was partially responsible for the withdrawal from Afghanistan or not partially responsible for it?



■ Partially responsible ■ Not partially responsible

Column %	DEM	GOP	IND/OTH
Partially responsible	35%	70%	44%
Not partially responsible	65%	30%	56%

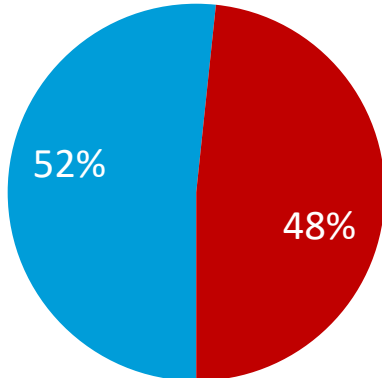
Do you believe inflation is mainly the result of price gouging or too much government spending?



■ Price gouging ■ Too much spending

Column %	DEM	GOP	IND/OTH
Price gouging	68%	32%	47%
Too much spending	32%	68%	53%

Will Kamala Harris's price gouging proposal relieve the pressures of inflation for American families, or will it fail to do so?



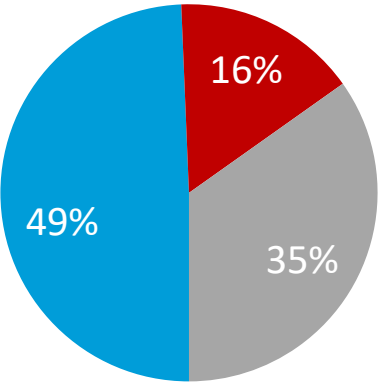
■ Relieve the pressures of inflation ■ Fail to do so

Column %	DEM	GOP	IND/OTH
Relieve the pressures of inflation	85%	21%	46%
Fail to do so	15%	79%	54%

CAND0950. Do you think that Kamala Harris was partially responsible for the withdrawal from Afghanistan or not partially responsible for it?
 CAND0951. Do you believe inflation is mainly the result of price gouging or too much government spending?
 CAND0952. Will Kamala Harris's price gouging proposal relieve the pressures of inflation for American families, or will it fail to do so?

HALF OF VOTERS SAY THAT HARRIS IS TO THE LEFT OF THEM POLITICALLY AND THAT TRUMP IS TO THE RIGHT OF THEM

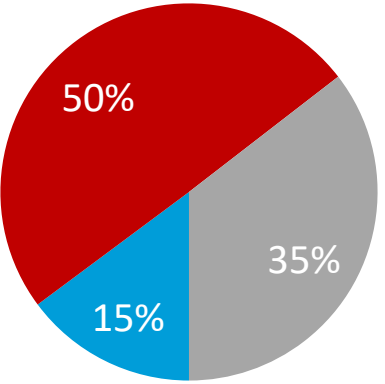
Would you say Kamala Harris is to the left of you politically, to the right, or largely aligned?



■ To the left ■ To the right ■ Largely aligned

Column %	DEM	GOP	IND/OTH
To the left	23%	78%	47%
To the right	22%	11%	13%
Largely aligned	55%	11%	40%

Is Donald Trump to the left of you politically, to the right, or largely aligned?



■ To the left ■ To the right ■ Largely aligned

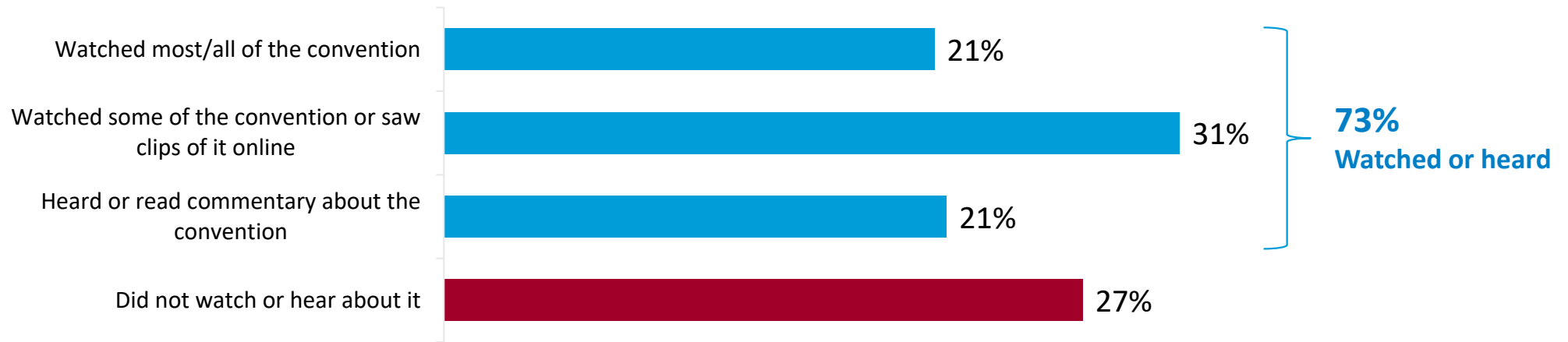
Column %	DEM	GOP	IND/OTH
To the left	24%	6%	14%
To the right	63%	37%	49%
Largely aligned	13%	57%	38%

CAND0953. Would you say Kamala Harris is to the left of you politically, to the right, or largely aligned?
 CAND0954. Is Donald Trump to the left of you politically, to the right, or largely aligned?

DEMOCRATIC NATIONAL CONVENTION

NEARLY 3 IN 4 VOTERS WATCHED OR HEARD ABOUT THE DNC

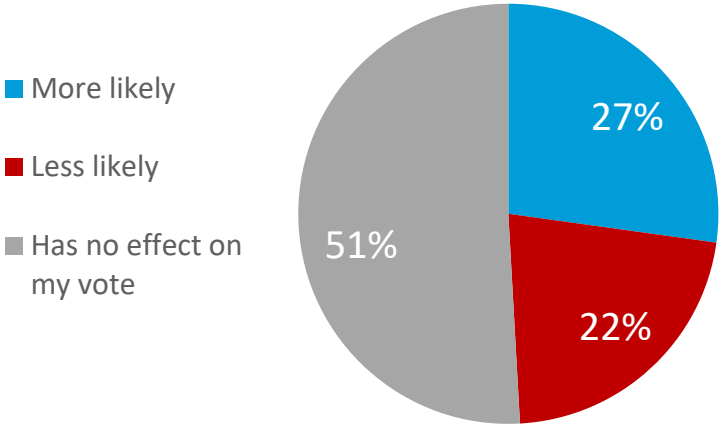
Did you watch, read or hear about the Democratic National Convention (DNC) in Chicago from Monday 19th to Thursday 22nd August, or did you not have the chance to?



Column %	Total	DEM	GOP	IND/OTH	Male	Female	18-24	25-34	35-44	45-54	55-64	65+	White	Black or African American	Hispanic	Asian	Other	Urban	Suburban	Rural
Watched most/all	21%	33%	14%	13%	24%	18%	15%	23%	25%	19%	16%	22%	18%	26%	29%	19%	16%	27%	19%	16%
Watched some of the convention	31%	30%	33%	30%	34%	28%	34%	32%	31%	31%	29%	32%	31%	36%	25%	31%	26%	33%	32%	27%
Heard or read commentary	21%	18%	25%	20%	21%	22%	19%	16%	17%	22%	27%	25%	23%	12%	20%	19%	22%	17%	23%	24%
Did not watch or hear about it	27%	18%	28%	37%	21%	32%	32%	30%	27%	28%	28%	21%	27%	26%	26%	30%	35%	24%	26%	33%

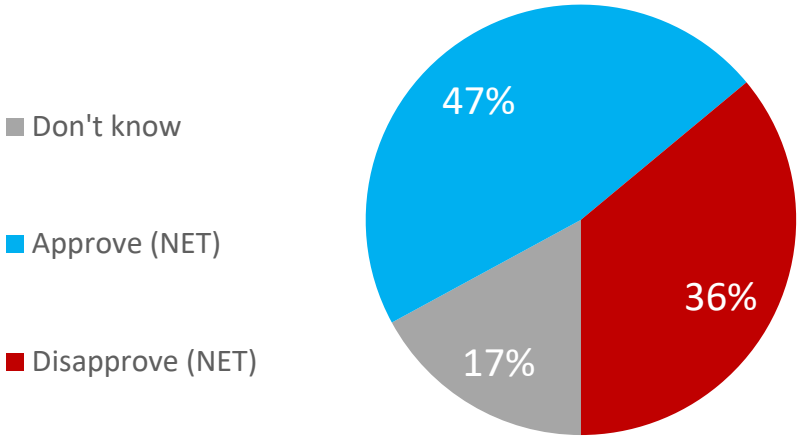
HALF OF VOTERS SAY THE DNC HAD NO EFFECT ON THEIR VOTE; ALMOST 1 IN 2 VOTERS, INCLUDING 4 IN 5 DEMS, APPROVE OF HARRIS PICKING WALZ AS HER RUNNING MATE

Did the Democratic National Convention make you more likely to vote Democratic, less likely, or have no effect on your vote?



Column %	DEM	GOP	IND/O TH	Watched / Read / Heard DNC	Did not watch or hear about it
More likely	50%	9%	20%	35%	7%
Less likely	8%	41%	16%	26%	11%
Has no effect on my vote	43%	49%	64%	39%	82%

Kamala Harris recently selected Tim Walz as her Vice President running mate for the November 2024 Presidential election. How strongly do you approve or disapprove of Harris's picking Walz as her running mate?



Column %	GOP	DEM	IND/OTH
Approve	16%	80%	42%
Disapprove	66%	9%	33%
Don't know	17%	10%	26%

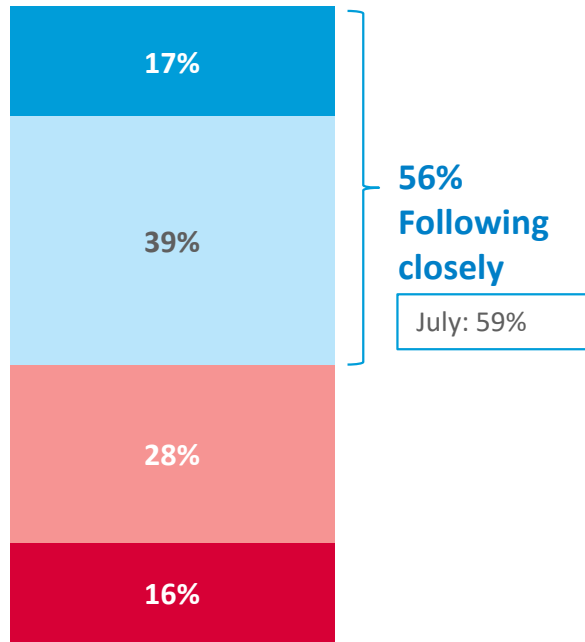
DNC0902. Did the Democratic National Convention make you more likely to vote Democratic, less likely or have no effect on your vote?

QVEEP0901. Kamala Harris recently selected Tim Walz as her Vice President running mate for the November 2024 Presidential election. How strongly do you approve or disapprove of Harris's picking Walz as her running mate?

ISRAEL-HAMAS WAR

OVER HALF OF VOTERS SAY THEY ARE FOLLOWING THE ISRAEL-HAMAS WAR CLOSELY

How closely are you paying attention to the Israel-Hamas war?



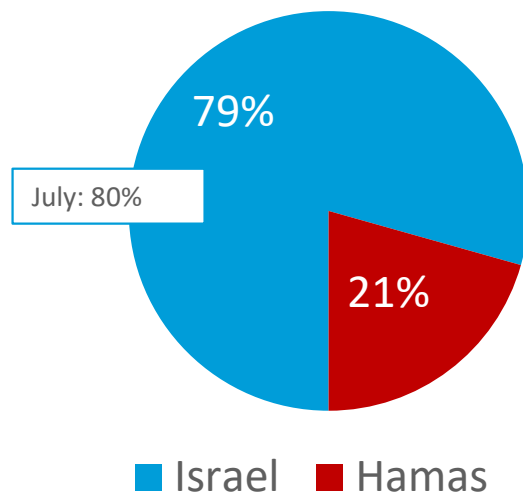
■ Very closely ■ Somewhat closely ■ Not very closely ■ Not at all

Column %	18-24	25-34	35-44	45-54	55-64	65+
Very closely	10%	16%	19%	15%	17%	21%
Somewhat closely	34%	36%	35%	40%	38%	46%
Not very closely	25%	30%	28%	29%	30%	25%
Not at all	30%	18%	18%	16%	15%	8%

Column %	DEM	GOP	IND/OTH
Very closely	18%	19%	13%
Somewhat closely	39%	40%	37%
Not very closely	29%	27%	28%
Not at all	13%	13%	22%

VOTERS CONTINUE TO OVERWHELMINGLY SUPPORT ISRAEL OVER HAMAS, AND 2 IN 3 FEEL ISRAEL IS TRYING TO MINIMIZE CASUALTIES

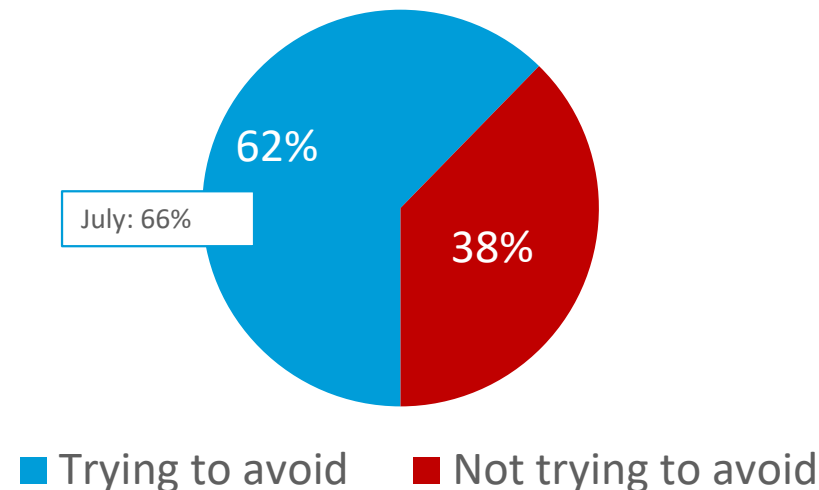
In this conflict do you support more Israel or more Hamas?



Column %	18-24	25-34	35-44	45-54	55-64	65+	Following Israel closely	Not closely
Israel	59%	65%	69%	84%	90%	93%	81%	77%
Hamas	41%	35%	31%	16%	10%	7%	19%	23%

Column %	DEM	GOP	IND/OTH
Israel	75%	84%	79%
Hamas	25%	16%	21%

Do you think Israel is trying to avoid civilian casualties in fighting its war against Hamas or not trying to avoid such casualties?



Column %	18-24	25-34	35-44	45-54	55-64	65+	Following Israel closely	Not closely
Trying to avoid	54%	57%	60%	63%	69%	65%	67%	57%
Not trying to avoid	46%	43%	40%	37%	31%	35%	33%	43%

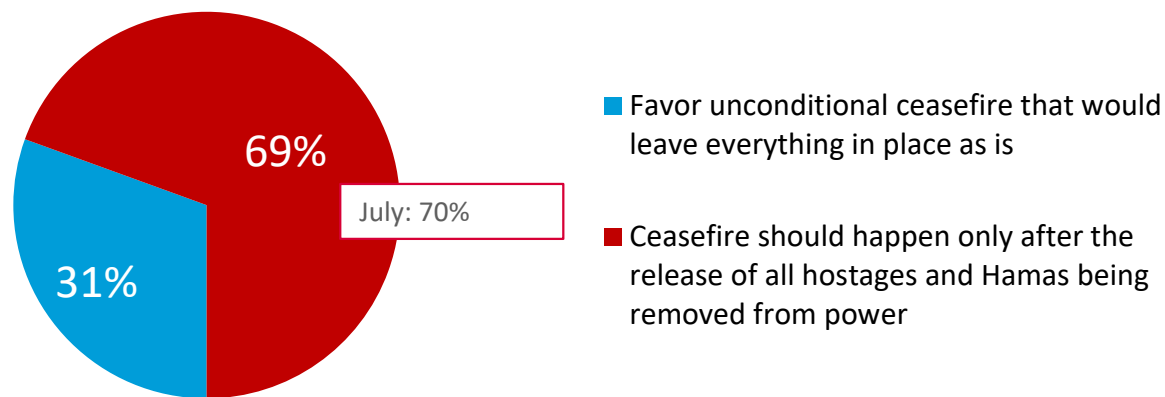
Column %	DEM	GOP	IND/OTH
Trying to avoid	54%	74%	58%
Not trying to avoid	46%	26%	42%

ISR6: In this conflict do you support more Israel or more Hamas?

LE1: Do you think Israel is trying to avoid civilian casualties in fighting its war against Hamas or not trying to avoid such casualties?

7 IN 10 VOTERS SAY THEY ONLY FAVOR A CONDITIONAL CEASEFIRE WITH HAMAS BASED ON RELEASE OF HOSTAGES AND HAMAS LEAVING POWER

Do you favor an unconditional ceasefire in the Israel-Hamas war that would leave everyone in place, or do you think any ceasefire should happen only after the release of all hostages and Hamas being removed from power?

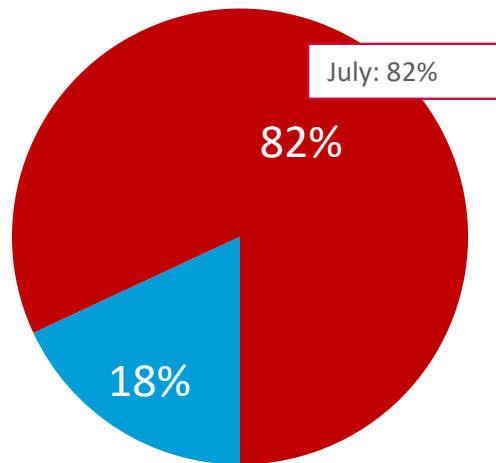


Column %	18-24	25-34	35-44	45-54	55-64	65+	Following Israel closely	Not closely
Favor unconditional ceasefire that would leave everything in place as is	55%	43%	42%	27%	19%	16%	31%	30%
Ceasefire should happen only after the release of all hostages and Hamas being removed from power	45%	57%	58%	73%	81%	84%	69%	70%

Column %	DEM	GOP	IND/OTH
Favor unconditional ceasefire that would leave everything in place as is	40%	24%	26%
Ceasefire should happen only after the release of all hostages and Hamas being removed from power	60%	76%	74%

4 IN 5 VOTERS SAY HAMAS SHOULD BE REMOVED FROM GAZA

Should Hamas be allowed to continue to run Gaza or does Hamas need to be removed from running Gaza?



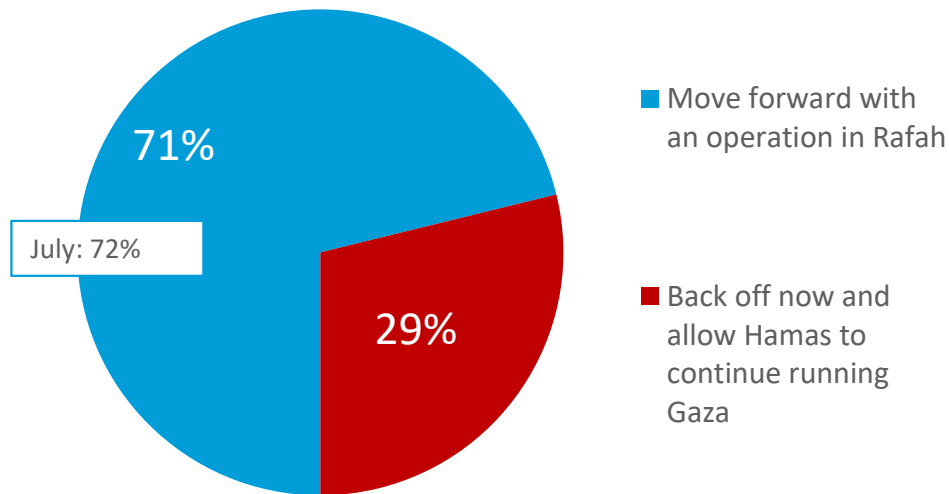
■ Allowed to continue to run Gaza ■ Removed from running Gaza

Column %	18-24	25-34	35-44	45-54	55-64	65+	Following Israel closely	Not closely
Allowed to continue to run Gaza	38%	28%	28%	15%	10%	5%	20%	16%
Removed from running Gaza	62%	72%	72%	85%	90%	95%	80%	84%

Column %	DEM	GOP	IND/OTH
Allowed to continue to run Gaza	22%	15%	16%
Removed from running Gaza	78%	85%	84%

7 IN 10 VOTERS THINK ISRAEL SHOULD MOVE FORWARD WITH OPERATIONS IN RAFAH

Should Israel move forward with operations in Rafah to finish the war with Hamas, doing its best to avoid civilian casualties even though there will be casualties, or should it back off now and allow Hamas to continue running Gaza?

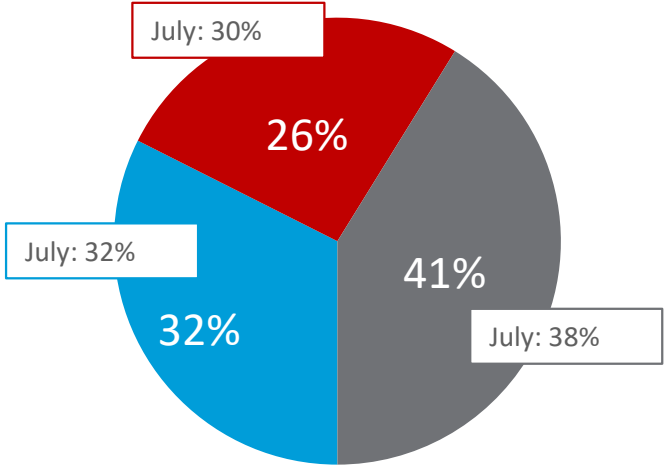


Column %	18-24	25-34	35-44	45-54	55-64	65+	Following Israel closely	Not closely
Move forward with an operation in Rafah	51%	60%	66%	73%	79%	83%	77%	64%
Back off now and allow Hamas to continue running Gaza	49%	40%	34%	27%	21%	17%	23%	36%

Column %	DEM	GOP	IND/OTH
Move forward with an operation in Rafah	66%	79%	67%
Back off now and allow Hamas to continue running Gaza	34%	21%	33%

A PLURALITY OF VOTERS SAY THAT IF HAMAS IS REMOVED, GAZA SHOULD BE ADMINISTERED BY A NEW AUTHORITY SET UP WITH ARAB NATIONS

If Hamas is removed, should Gaza be administered by Israel, by the Palestinian Authority, or by some new authority set up through negotiations with Arab nations?



- Administered by Israel
- Administered by the Palestinian Authority
- Administered by some new authority set up with Arab nations

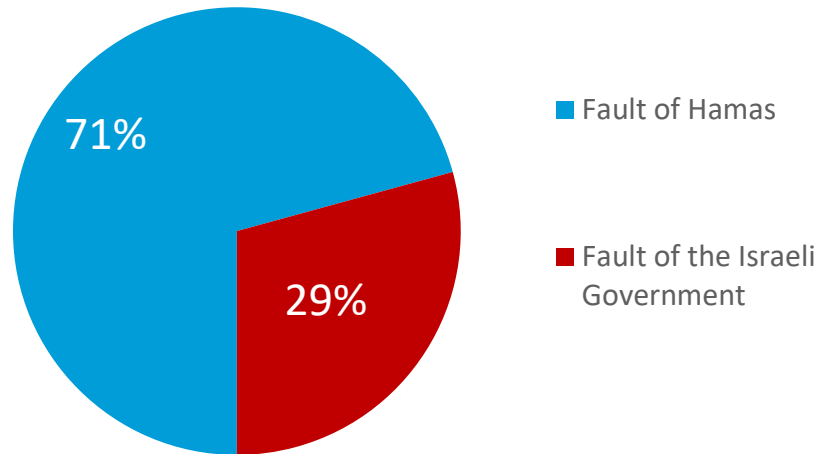
Column %	18-24	25-34	35-44	45-54	55-64	65+	Following Israel closely	Not closely
Administered by Israel	29%	29%	34%	35%	35%	31%	36%	28%
Administered by the Palestinian Authority	44%	34%	29%	23%	20%	20%	29%	23%
Administered by some new authority set up with Arab nations	27%	37%	36%	42%	45%	49%	35%	49%

Column %	DEM	GOP	IND/OTH
Administered by Israel	24%	47%	25%
Administered by the Palestinian Authority	35%	18%	25%
Administered by some new authority set up with Arab nations	41%	35%	50%

LE12: If Hamas is removed, should Gaza be administered by Israel, by the Palestinian Authority or by some new authority set up through negotiations with Arab nations?

7 IN 10 VOTERS FEEL THE EXECUTION OF SIX HOSTAGES IS THE FAULT OF HAMAS, NOT ISRAEL

Was the execution of six hostages, including an American, the fault of Hamas or the fault of the Israeli government?



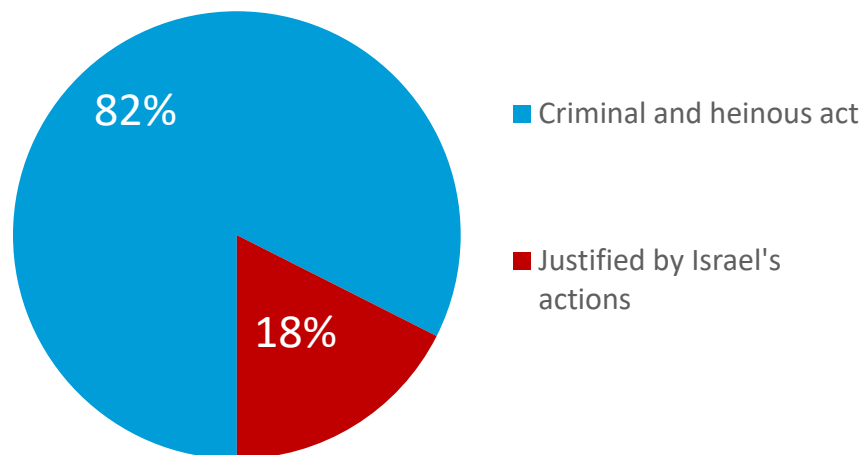
Question added Sept 24

Column %	18-24	25-34	35-44	45-54	55-64	65+	Following Israel closely	Not closely
Fault of Hamas	44%	53%	61%	76%	83%	88%	76%	64%
Fault of the Israeli Government	56%	47%	39%	24%	17%	12%	24%	36%

Column %	DEM	GOP	IND/OTH
Fault of Hamas	65%	77%	71%
Fault of the Israeli Government	35%	23%	29%

OVER 4 IN 5 VOTERS BELIEVE THE EXECUTION OF HOSTAGES IS A CRIMINAL AND HEINOUS ACT

Do you think that the execution of hostages that are about to be rescued is a criminal or heinous act, or is it something that has been justified by Israel's actions?



Question added Sept 24

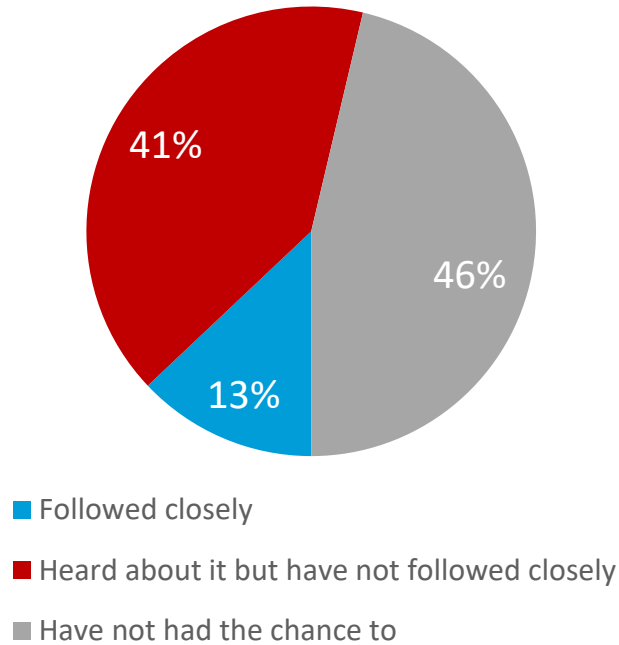
Column %	18-24	25-34	35-44	45-54	55-64	65+	Following Israel closely	Not closely
Criminal and heinous act	74%	78%	73%	81%	86%	93%	85%	79%
Justified by Israel's actions	26%	22%	27%	19%	14%	7%	15%	21%

Column %	DEM	GOP	IND/OTH
Criminal and heinous act	82%	83%	83%
Justified by Israel's actions	18%	17%	17%

VENEZUELA

OVER HALF OF VOTERS HAVE AT LEAST HEARD ABOUT VENEZUELA'S ELECTION AND RESULTS

Have you followed Venezuela's elections on July 28, 2024, and its results, or have you not had the chance to do so?

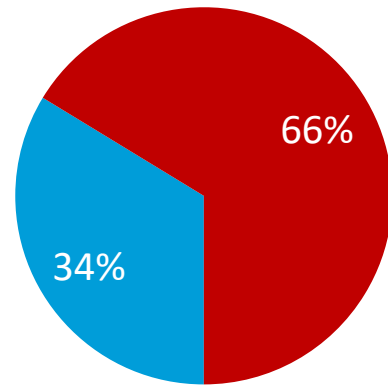


Column %	18-24	25-34	35-44	45-54	55-64	65+
Followed closely	16%	16%	18%	11%	10%	10%
Heard about it but have not followed closely	36%	43%	35%	41%	38%	47%
Have not had the chance to	48%	41%	47%	48%	53%	43%

Column %	DEM	GOP	IND/OTH
Followed closely	16%	12%	10%
Heard about it but have not followed closely	40%	42%	39%
Have not had the chance to	44%	46%	51%

A THIRD OF VOTERS ARE FAMILIAR WITH MADURO, AND 1 IN 5 KNOW OF URRUTIA

Do you know who Nicolás Maduro is?

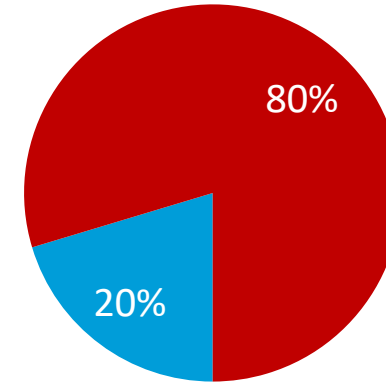


■ Yes ■ No

Column %	18-24	25-34	35-44	45-54	55-64	65+	Following Venezuela (NET)	Not following
Yes	27%	24%	30%	34%	36%	46%	53%	11%
No	73%	76%	70%	66%	64%	54%	47%	89%

Column %	DEM	GOP	IND/OTH
Yes	38%	33%	30%
No	62%	67%	70%

Do you know who Edmundo González Urrutia is?



■ Yes ■ No

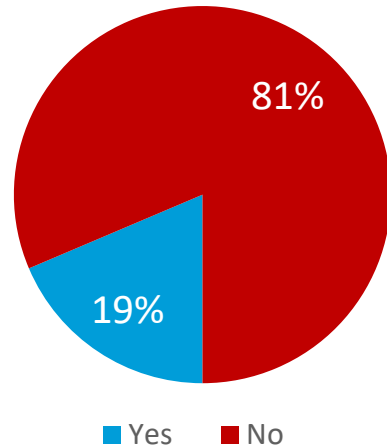
Column %	18-24	25-34	35-44	45-54	55-64	65+	Following Venezuela (NET)	Not following
Yes	18%	15%	23%	19%	22%	23%	35%	4%
No	82%	85%	77%	81%	78%	77%	65%	96%

Column %	DEM	GOP	IND/OTH
Yes	22%	19%	19%
No	78%	81%	81%

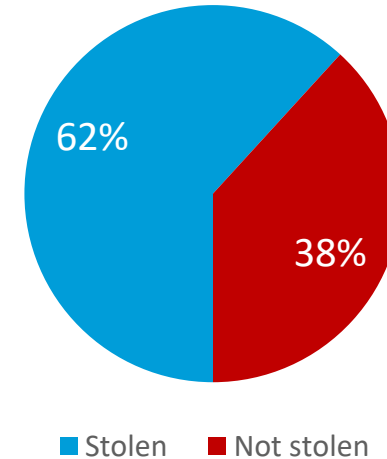
VEN0902. Do you know who Nicolás Maduro is?
VEN0903. Do you know who Edmundo González Urrutia is?

4 IN 5 VOTERS ARE UNFAMILIAR WITH MACHADO; 3 IN 5 BELIEVE THE ELECTION WAS STOLEN BY MADURO AND THE GOVERNMENT

Do you know who María Corina Machado is?



Based on what you know, was the election in Venezuela stolen by the government and Nicolas Maduro or not?



Column %	18-24	25-34	35-44	45-54	55-64	65+	Following Venezuela (NET)	Not following
Yes	12%	16%	23%	19%	16%	20%	30%	5%
No	88%	84%	77%	81%	84%	80%	70%	95%

Column %	18-24	25-34	35-44	45-54	55-64	65+	Following Venezuela (NET)	Not following
Stolen	51%	52%	56%	64%	66%	73%	72%	50%
Not stolen	49%	48%	44%	36%	34%	27%	28%	50%

Column %	DEM	GOP	IND/OTH
Yes	22%	17%	16%
No	78%	83%	84%

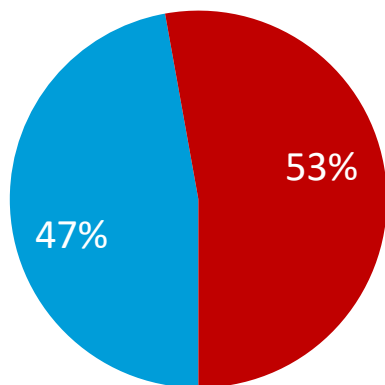
Column %	DEM	GOP	IND/OTH
Stolen	60%	68%	56%
Not stolen	40%	32%	44%

VEN0904. Do you know who María Corina Machado is?

VEN0905. Based on what you know, was the election in Venezuela stolen by the government and Nicolas Maduro or not?

JUST UNDER HALF OF VOTER ARE AWARE OF THE PROTESTS IN VENEZUELA, AND MOST ARE IN SUPPORT OF THE PROTESTORS

Are you aware of ongoing protests in Venezuela?

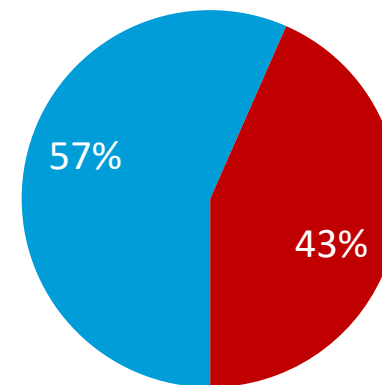


■ Yes ■ No

Column %	18-24	25-34	35-44	45-54	55-64	65+	Following Venezuela (NET)	Not following
Yes	42%	40%	43%	45%	49%	58%	68%	23%
No	58%	60%	57%	55%	51%	42%	32%	77%

Column %	DEM	GOP	IND/OTH
Yes	49%	48%	43%
No	51%	52%	57%

Do you support the protestors in Venezuela?



■ Yes ■ No

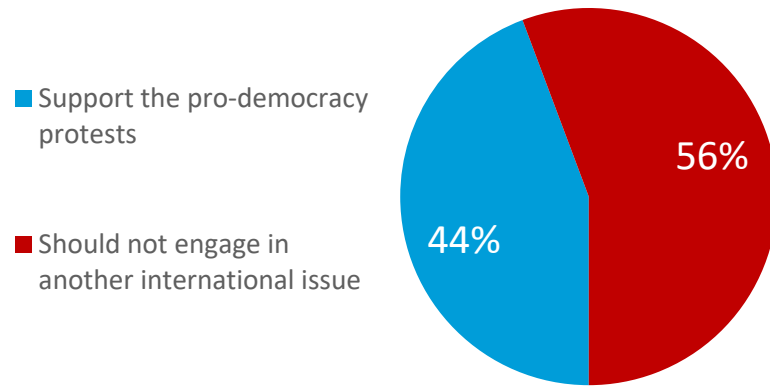
Column %	18-24	25-34	35-44	45-54	55-64	65+	Following Venezuela (NET)	Not following
Yes	53%	54%	54%	54%	57%	64%	68%	43%
No	47%	46%	46%	46%	43%	36%	32%	57%

Column %	DEM	GOP	IND/OTH
Yes	61%	50%	58%
No	39%	50%	42%

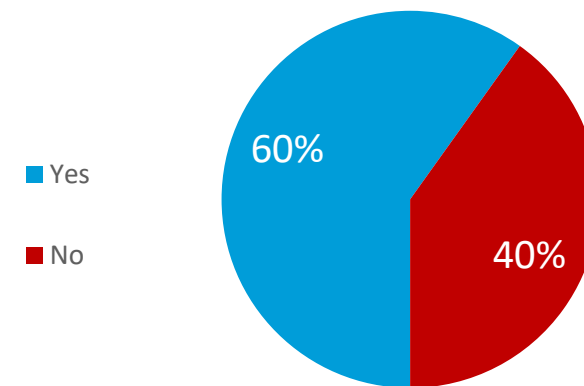
VEN0906. Are you aware of ongoing protests in Venezuela?
VEN0907. Do you support the protestors in Venezuela?

A SMALL MAJORITY OF VOTERS SAY THE U.S. SHOULD NOT GET INVOLVED IN VENEZUELA, THOUGH 3 IN 5 VOTERS SUPPORT SANCTIONS

Should the U.S. government support the pro-democracy protests in Venezuela, or should it not engage in another international issue?



Do you support US sanctions on Venezuela surrounding the allegations of election fraud or not?



Column %	18-24	25-34	35-44	45-54	55-64	65+	Following Venezuela (NET)	Not following
Support the pro-democracy protests	54%	52%	48%	37%	37%	42%	55%	31%
Should not engage in another international issue	46%	48%	52%	63%	63%	58%	45%	69%

Column %	18-24	25-34	35-44	45-54	55-64	65+	Following Venezuela (NET)	Not following
Yes	51%	45%	54%	55%	69%	77%	66%	53%
No	49%	55%	46%	45%	31%	23%	34%	47%

Column %	DEM	GOP	IND/OTH
Support the pro-democracy protests	56%	37%	37%
Should not engage in another international issue	44%	63%	63%

Column %	DEM	GOP	IND/OTH
Yes	62%	60%	57%
No	38%	40%	43%

VEN0908. Should the U.S. government support the pro-democracy protests in Venezuela, or should it not engage in another international issue?
VEN0909. Do you support US sanctions on Venezuela surrounding the allegations of election fraud or not?