

HARVARD CAPS HARRIS POLL



Field Dates: November 16-17, 2022

SURVEY METHOD

This survey was conducted online within the United States from **November 16-17, 2022** among **2,212 registered voters** by The Harris Poll and HarrisX.

Results were weighted for age within gender, region, race/ethnicity, marital status, household size, income, employment, education, political party, and political ideology where necessary to align them with their actual proportions in the population. Propensity score weighting was also used to adjust for respondents' propensity to be online.

The poll was supervised by pollsters:

Mark Penn (Chairman, The Harris Poll)

Dritan Nesho (CEO, HarrisX)

Stephen Ansolabehere (Professor and CAPS Director Emeritus, Harvard University)

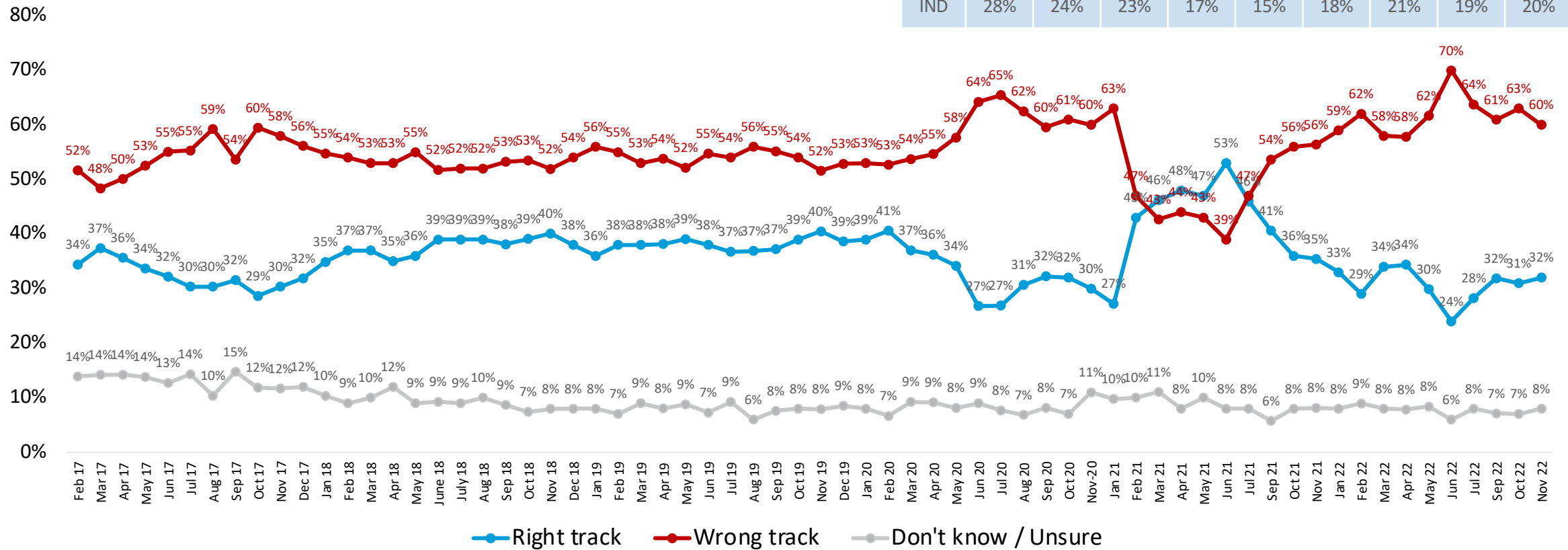
APPROVAL AND MOOD OF COUNTRY

PERCEPTION OF THE COUNTRY CONTINUES TO BE FLAT WITH ONLY A THIRD OF VOTERS SAYING THE COUNTRY IS ON THE RIGHT TRACK

% Who Say "Right Track"

	01/22	03/22	04/22	05/22	06/22	07/22	09/22	10/22	11/22
GOP	14%	13%	14%	15%	9%	12%	13%	14%	12%
DEM	58%	62%	62%	55%	45%	51%	59%	55%	60%
IND	28%	24%	23%	17%	15%	18%	21%	19%	20%

Country: Right Track / Wrong Track

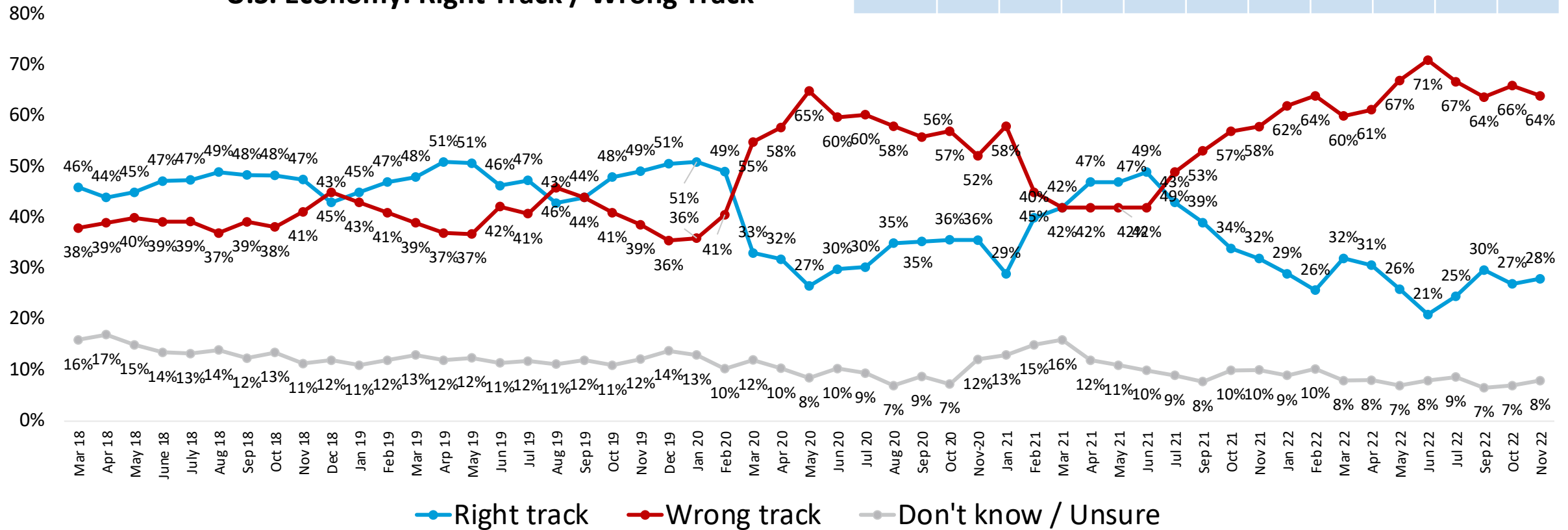


JUST OVER A QUARTER OF AMERICANS SAY THE ECONOMY IS ON THE RIGHT TRACK

% Who Say "Right Track"

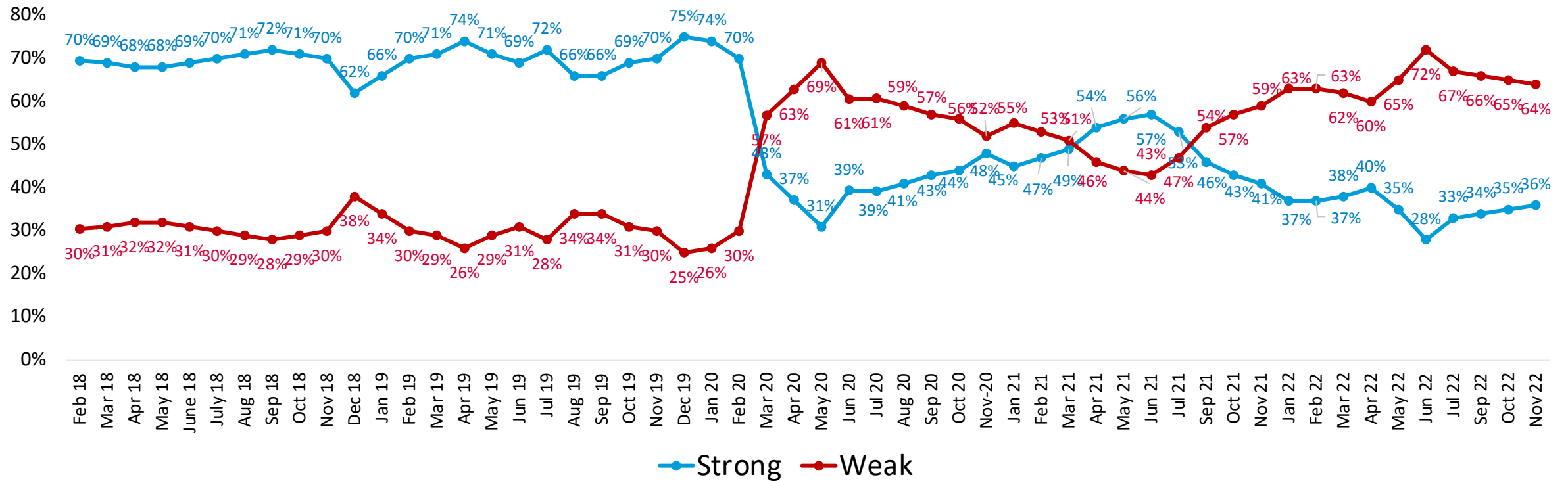
	10/21	01/22	03/22	04/22	05/22	06/22	07/22	09/22	10/22	11/22
GOP	11%	13%	13%	11%	12%	8%	11%	12%	13%	11%
DEM	60%	50%	57%	58%	47%	39%	43%	55%	49%	53%
IND	27%	23%	22%	19%	15%	14%	17%	19%	17%	17%

U.S. Economy: Right Track / Wrong Track



JUST OVER A THIRD SAY THE U.S. ECONOMY IS STRONG

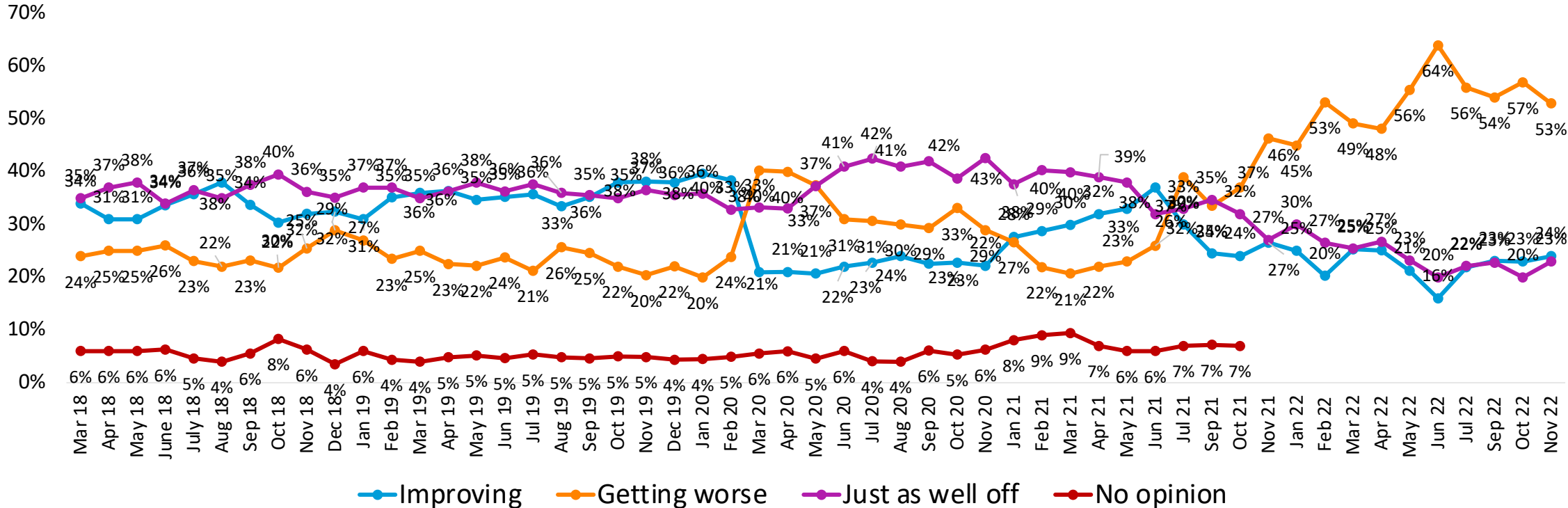
How strong do you think the U.S. economy is today?



MOST AMERICANS STILL SAY THEIR FINANCIAL SITUATION IS WORSENING

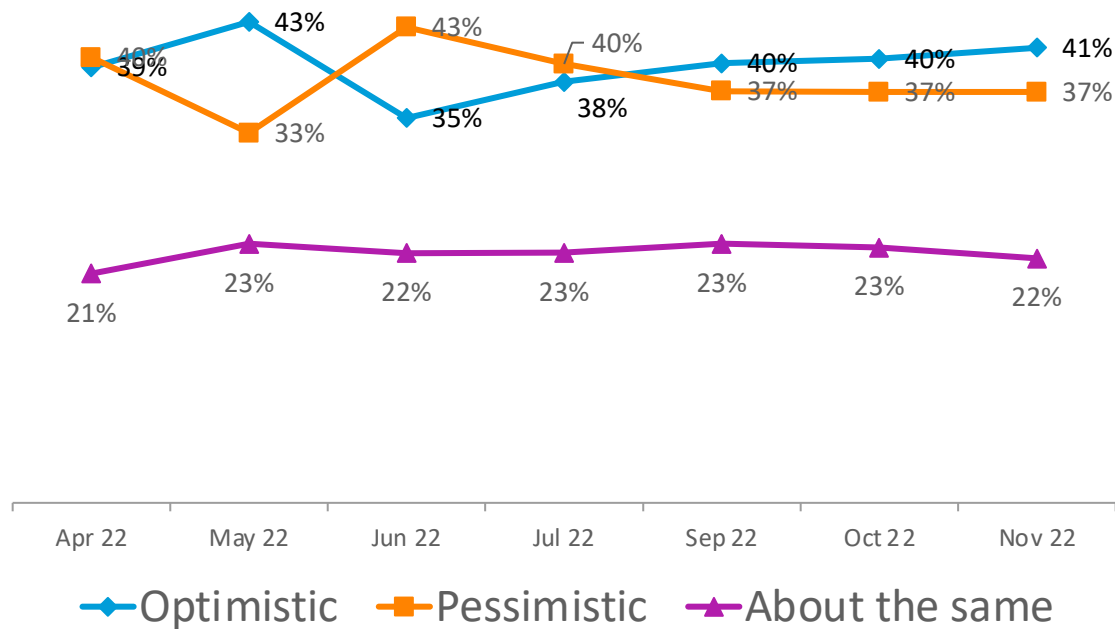
Would you say that your personal financial situation is improving or getting worse?

“No opinion” removed as response option in November 2021

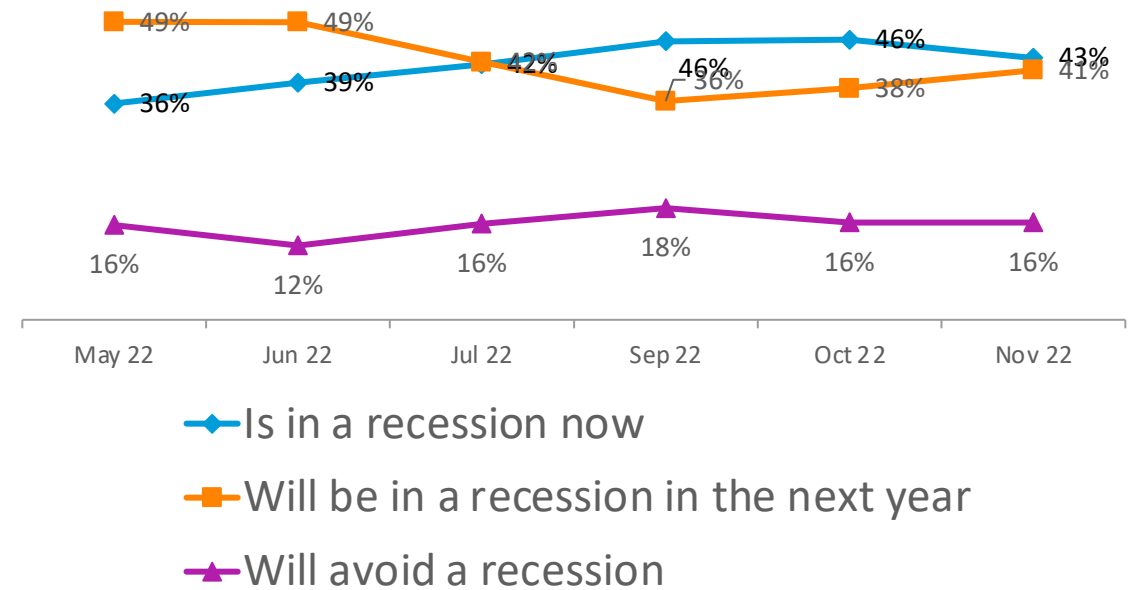


84 PERCENT OF AMERICANS SAY THE U.S. IS IN A RECESSION NOW OR WILL BE IN ONE BY NEXT YEAR

In general, are you feeling optimistic or pessimistic about your life over the next year?



Do you think the U.S. is in a recession now, will be in a recession in the next year or most likely will avoid a recession?

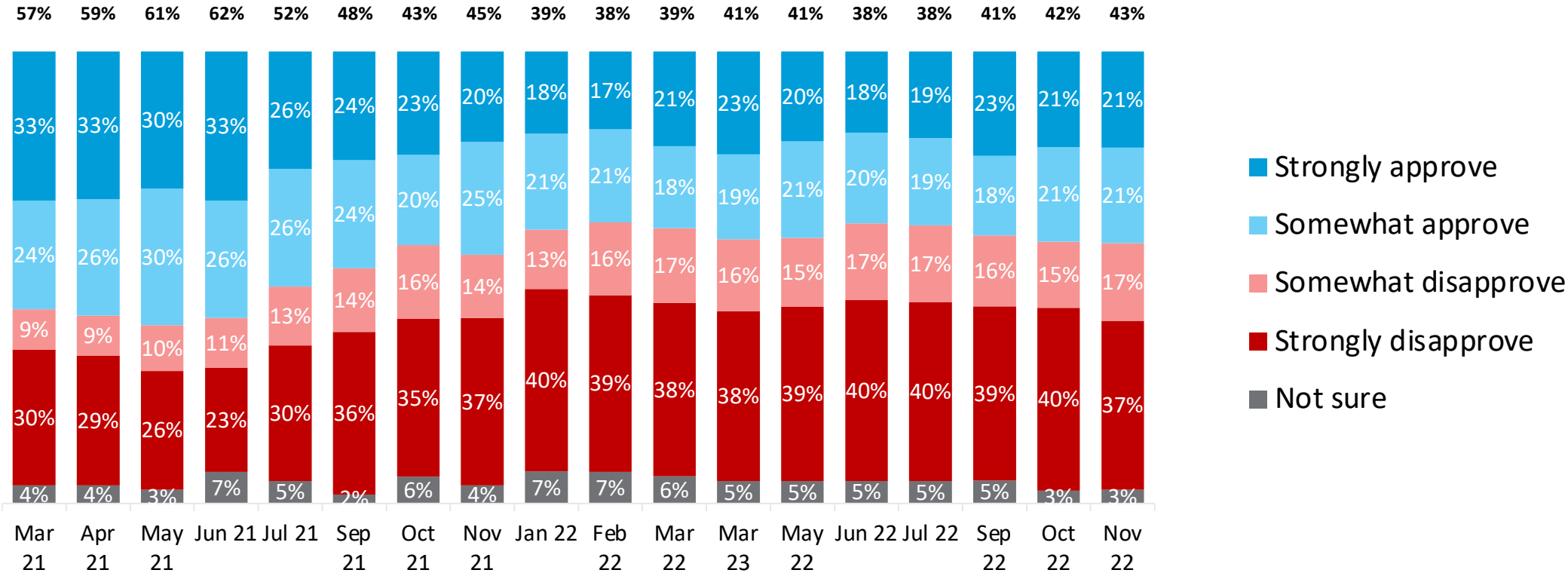


OUT1: In general, are you feeling optimistic or pessimistic about your life over the next year?

REC: Do you think the U.S. is in a recession now, will be in a recession in the next year or most likely will avoid a recession?

BIDEN'S APPROVAL IS SHOWING INCREMENTAL BUT STEADY IMPROVEMENT, NOW AT 43 PERCENT

President Biden Overall Approval



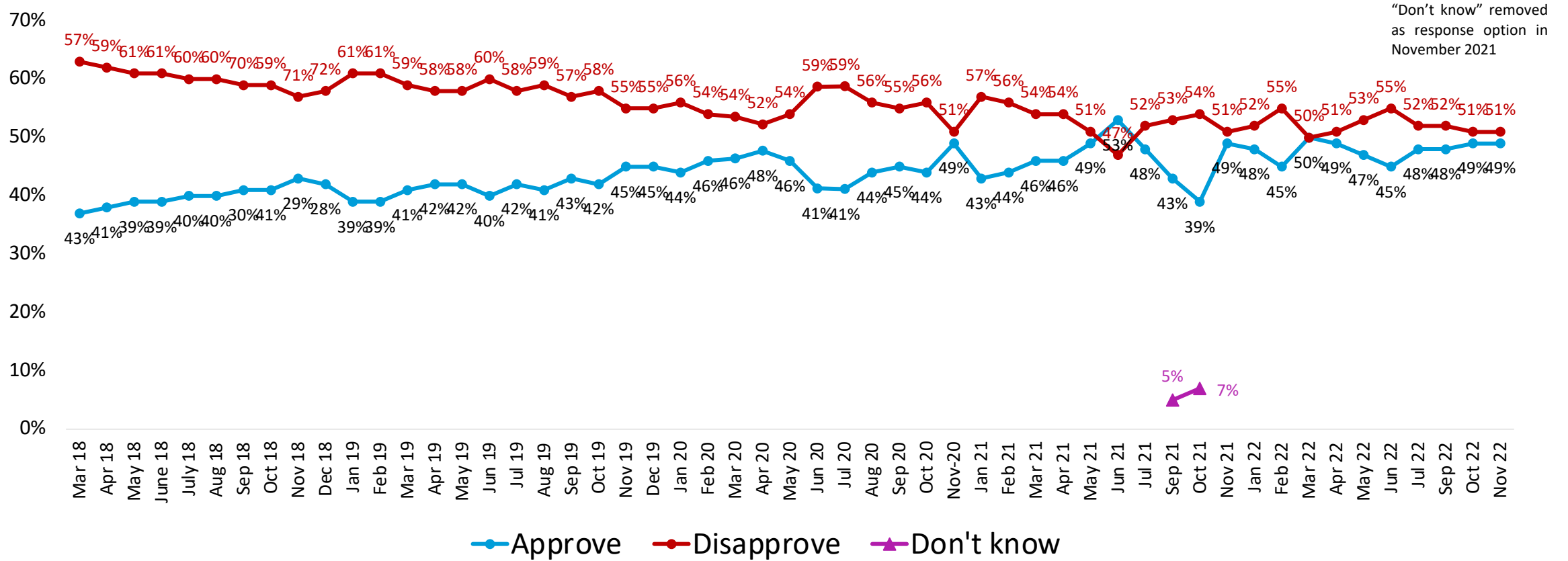
BIDEN'S APPROVAL ON MANAGEMENT OF ISSUES IS WEAK ACROSS THE BOARD, CREDITED BY A MAJORITY ONLY ON HANDLING OF COVID

Approve Biden on... (Strongly or Somewhat Approve)

	Jan 2021 (Trump)	Feb 2021 (Biden)	March 2021	April 2021	May 2021	June 2021	July 2021	Sept 2021	Oct 2021	Nov 2021	Jan 2022	Feb 2022	Mar 2022	Apr 2022	May 2022	Jun 2022	Jul 2022	Sep 2022	Oct 2022	Nov 2022
The Economy	56%	61%	60%	60%	62%	61%	54%	44%	40%	41%	35%	33%	35%	38%	36%	32%	36%	37%	39%	39%
Stimulating Jobs	58%	58%	59%	59%	62%	61%	57%	46%	44%	45%	41%	38%	39%	46%	45%	43%	41%	44%	46%	46%
Fighting Terrorism	55%	59%	59%	58%	59%	59%	54%	41%	39%	40%	38%	34%	36%	43%	42%	40%	41%	42%	44%	45%
Immigration	52%	56%	48%	52%	53%	52%	49%	40%	35%	35%	34%	32%	34%	38%	38%	37%	39%	37%	38%	40%
Foreign Affairs	52%	61%	56%	58%	58%	59%	53%	40%	39%	39%	35%	33%	38%	41%	41%	39%	39%	40%	41%	44%
Administering the Gov't	49%	62%	60%	62%	61%	62%	57%	45%	42%	44%	40%	38%	35%	44%	42%	38%	41%	41%	44%	44%
Reacting to coronavirus	47%	68%	71%	69%	70%	69%	63%	52%	50%	50%	44%	44%	42%	52%	53%	50%	48%	49%	51%	54%
Dealing with violence and crime in the country				55%	56%	56%	50%	41%	38%	39%	36%	33%	34%	39%	38%	34%	38%	38%	39%	40%
Handling inflation											31%	28%	33%	35%	34%	28%	33%	36%	35%	38%

GOP APPROVAL REMAINS JUST UNDER 50%

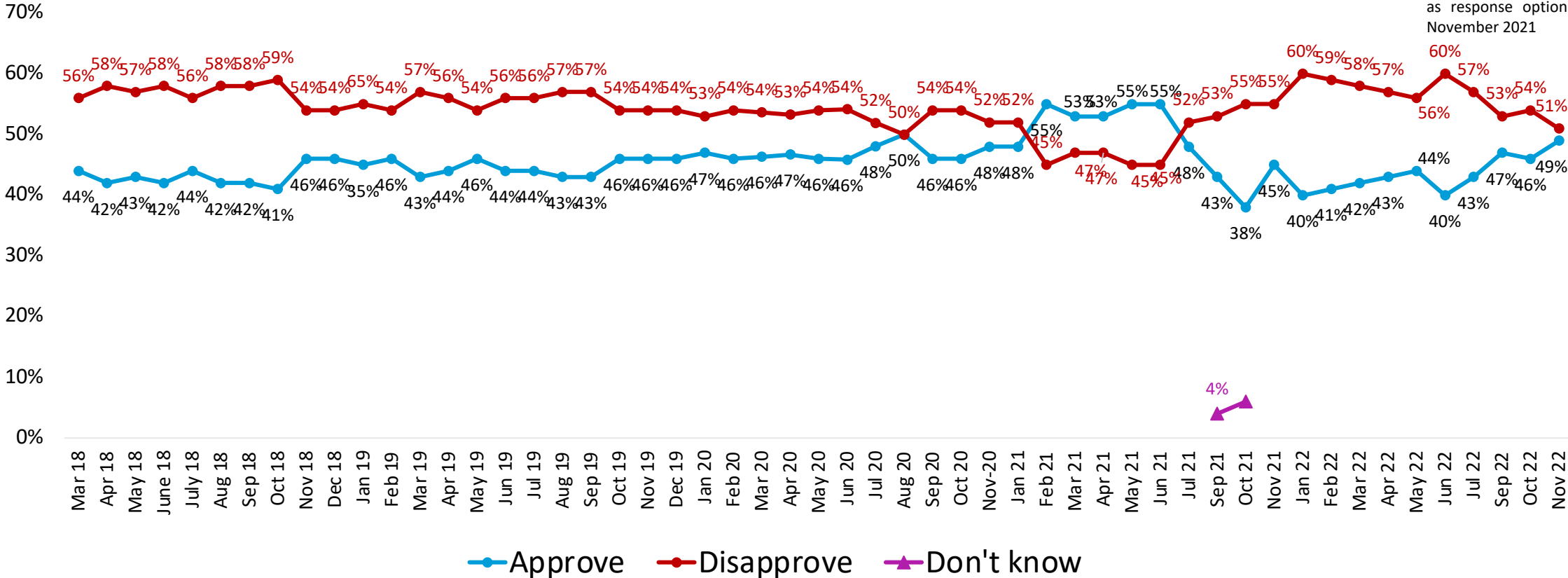
GOP Approval



DEMOCRATIC PARTY APPROVAL CLOSES THE GAP, NOW TIED AT 49 PERCENT

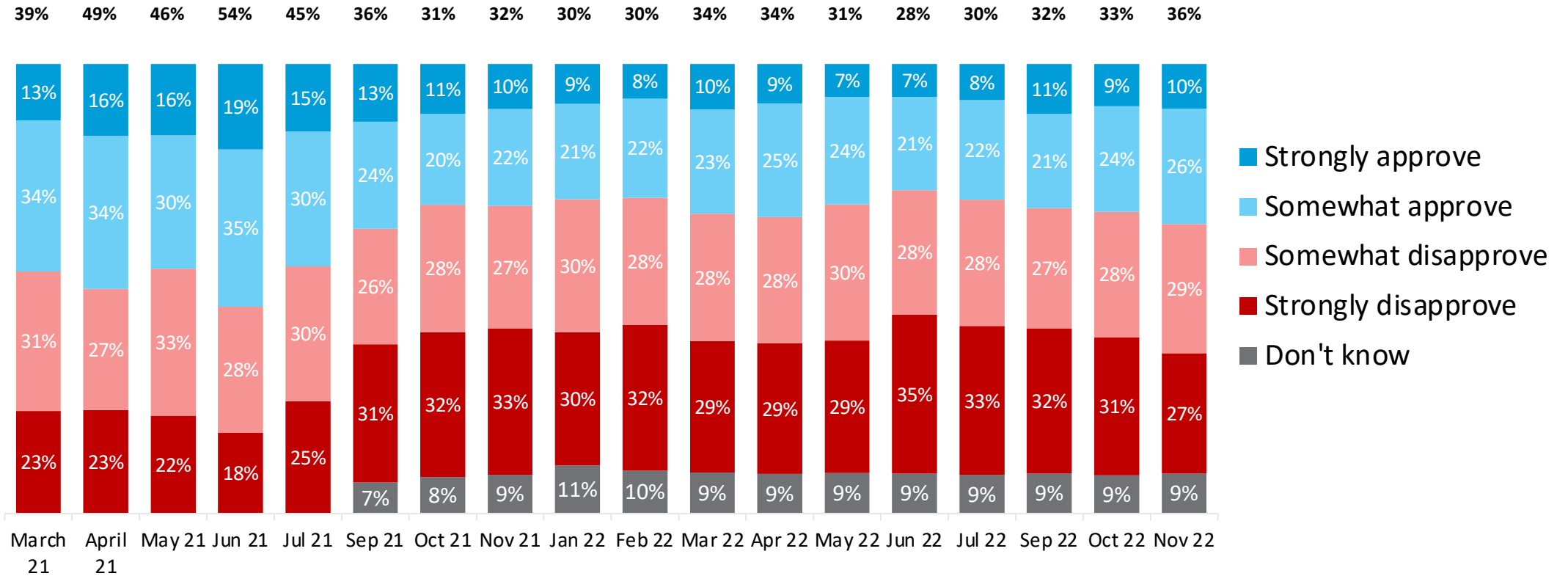
Democratic Party Approval

"Don't know" removed as response option in November 2021



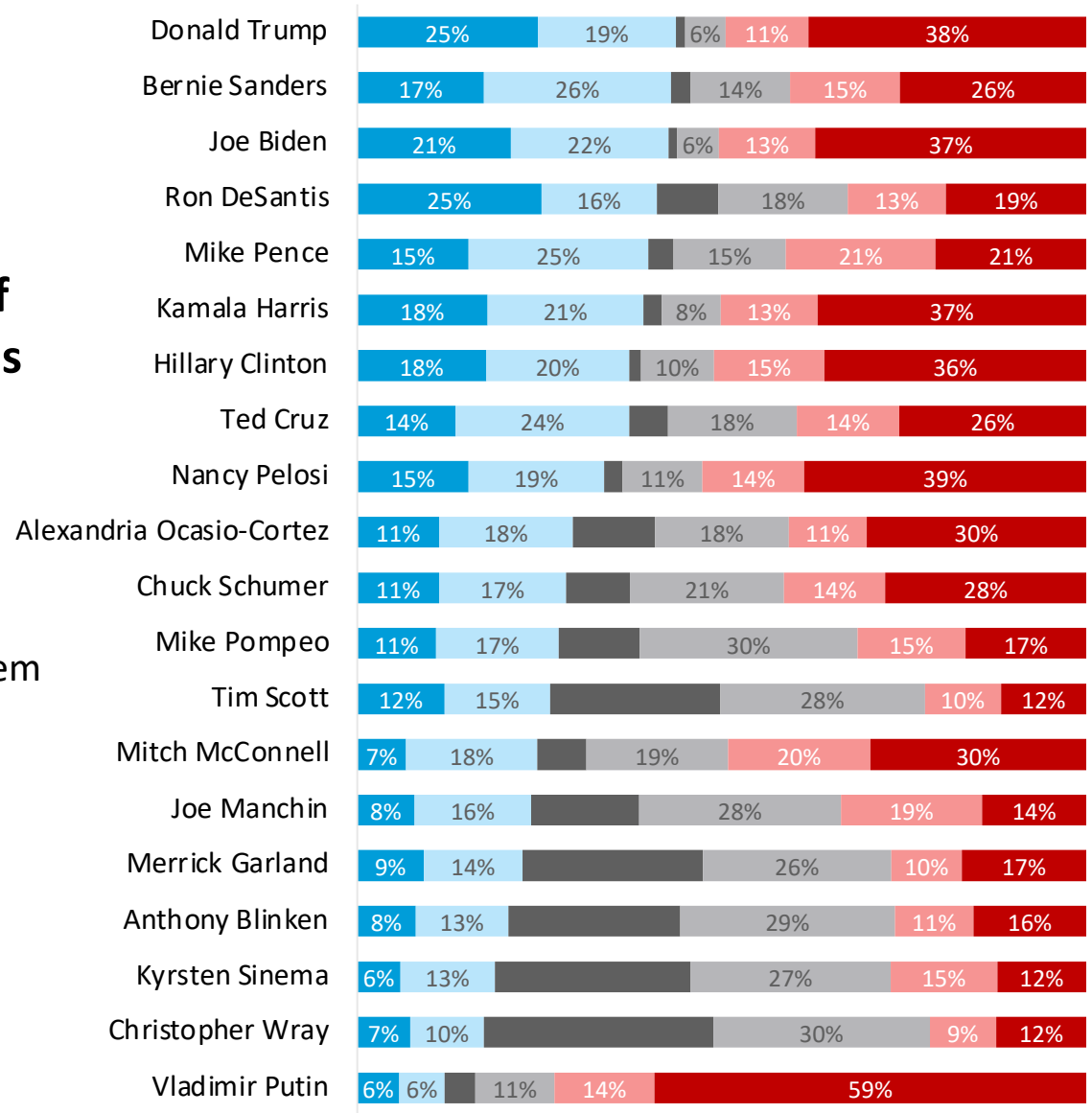
JUST OVER A THIRD APPROVE OF THE JOB CONGRESS IS DOING

Do you approve or disapprove of the way Congress is doing its job?



TRUMP, PENCE AND BIDEN ARE TOP THREE MOST FAVORABLE POLITICAL FIGURES

Favorability of Political Figures

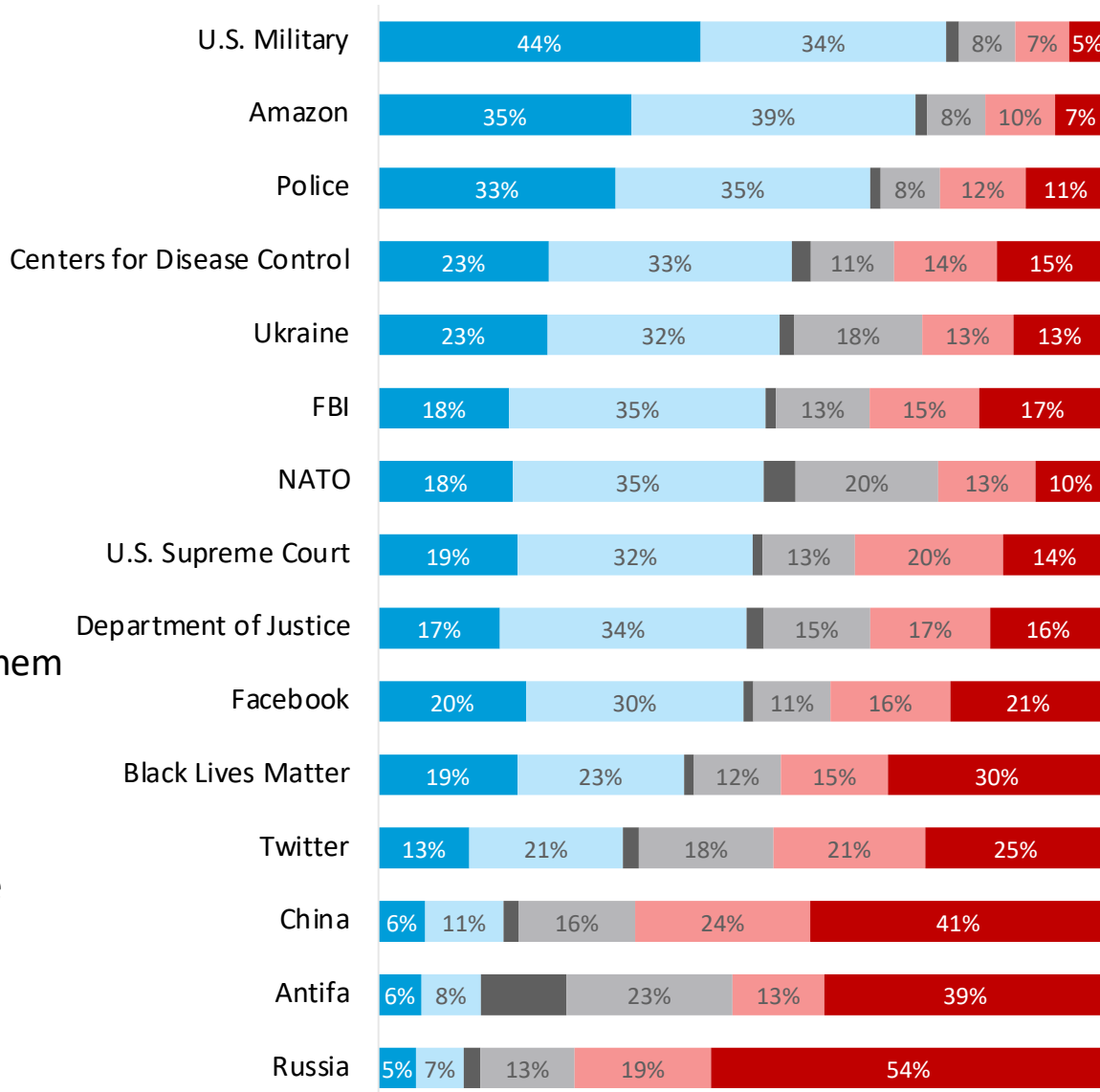
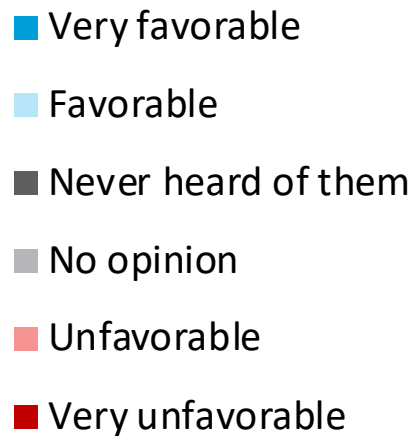


	Favorable (NET)	Unfavorable (NET)	Fav (GAP)
Donald Trump	44%	49%	-5
Bernie Sanders	43%	41%	2
Joe Biden	43%	50%	-7
Ron DeSantis	41%	33%	8
Mike Pence	40%	41%	-1
Kamala Harris	39%	50%	-11
Hillary Clinton	37%	51%	-14
Ted Cruz	37%	40%	-3
Nancy Pelosi	34%	53%	-19
Alexandria Ocasio-Cortez	30%	41%	-11
Chuck Schumer	29%	41%	-12
Mike Pompeo	28%	31%	-3
Tim Scott	26%	22%	4
Mitch McConnell	25%	49%	-24
Joe Manchin	24%	34%	-10
Merrick Garland	23%	27%	-4
Anthony Blinken	21%	26%	-5
Kyrsten Sinema	19%	27%	-8
Christopher Wray	17%	21%	-4
Vladimir Putin	12%	73%	-61

F1. Now we will show you some names and groups. Please indicate if you have a favorable or unfavorable view of that person or group – or if you’ve never heard of them.

MILITARY, AMAZON AND POLICE ARE MOST FAVORABLE INSTITUTIONS

Favorability of Institutions

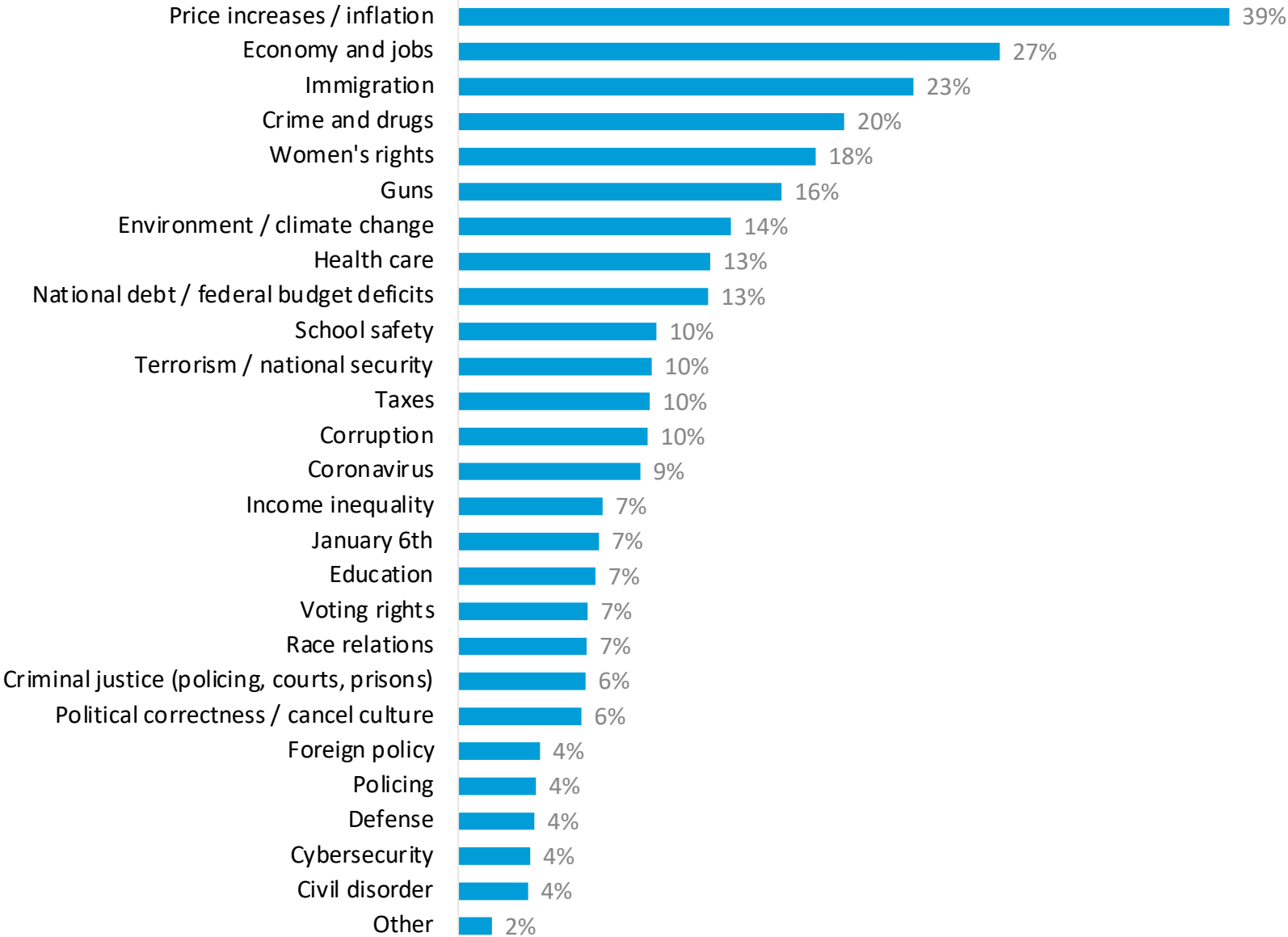


	Favorable (NET)	Unfavorable (NET)	Fav (GAP)
U.S. Military	78%	12%	66
Amazon	74%	17%	57
Police	68%	23%	45
Centers for Disease Control	57%	29%	28
Ukraine	55%	25%	30
FBI	53%	32%	21
NATO	53%	23%	30
U.S. Supreme Court	51%	34%	17
Department of Justice	51%	32%	19
Facebook	50%	38%	12
Black Lives Matter	42%	45%	-3
Twitter	34%	46%	-12
China	17%	65%	-48
Antifa	14%	51%	-37
Russia	12%	73%	-61

F1. Now we will show you some names and groups. Please indicate if you have a favorable or unfavorable view of that person or group – or if you’ve never heard of them.

INFLATION AND ECONOMY DOMINATE AS TOP ISSUES FACING COUNTY

What would you say are the most important issues facing the country today?

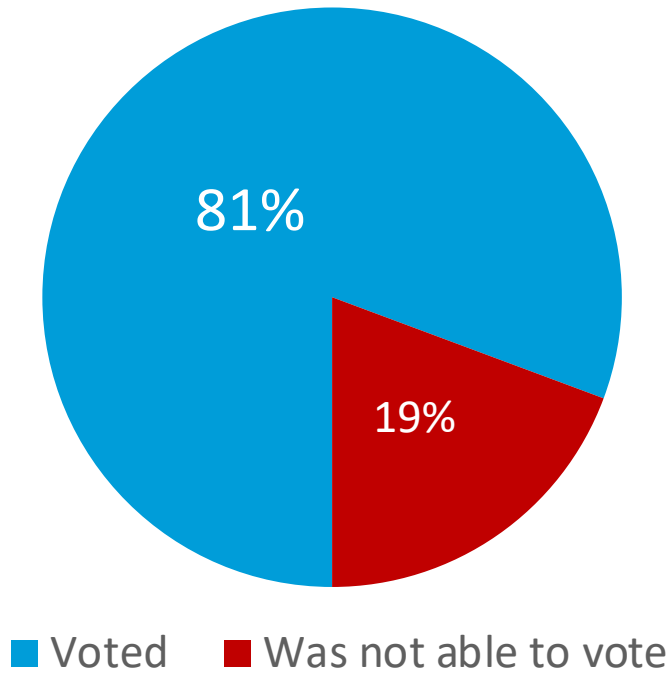


No changes from previous wave greater than two percentage points

MIDTERM POST-MORTEM

DEMOCRATS WON ON TURNOUT, WHILE REPS DID NOT SHOW UP AT THE INTENSITY THEY INDICATED IN OCTOBER; A THIRD OF INDEPENDENTS, WHICH LEAN GOP, SAT OUT THE ELECTION

Did you have the chance to vote in last week's midterm elections or were you not able to?



Pre-Election (Oct 2022)

GOP was +7 on turnout pre-election...

Column %	DEM	GOP	IND/OTH
Definitely going to vote	63%	70%	46%
Probably going to vote	15%	15%	17%
May or may not vote	13%	8%	21%
Probably not going to participate	5%	3%	7%
Definitely not going to participate	4%	4%	9%

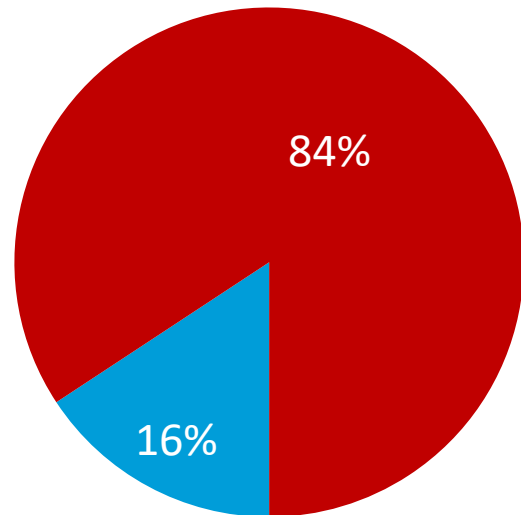
Post-Election (Nov 2022)

Democrats closed the gap and actually reversed it.

Column %	DEM	GOP	IND/OTH
Voted	87%	85%	67%
Was not able to vote	13%	15%	33%

DEMOCRATS WON A LARGER SHARE OF NEW VOTERS, WHICH AMOUNTED TO 16 PERCENT OF THE TOTAL VOTING POOL

Was this your first time voting in a midterm election or not?



■ First time voter

■ I have voted in a midterm election before

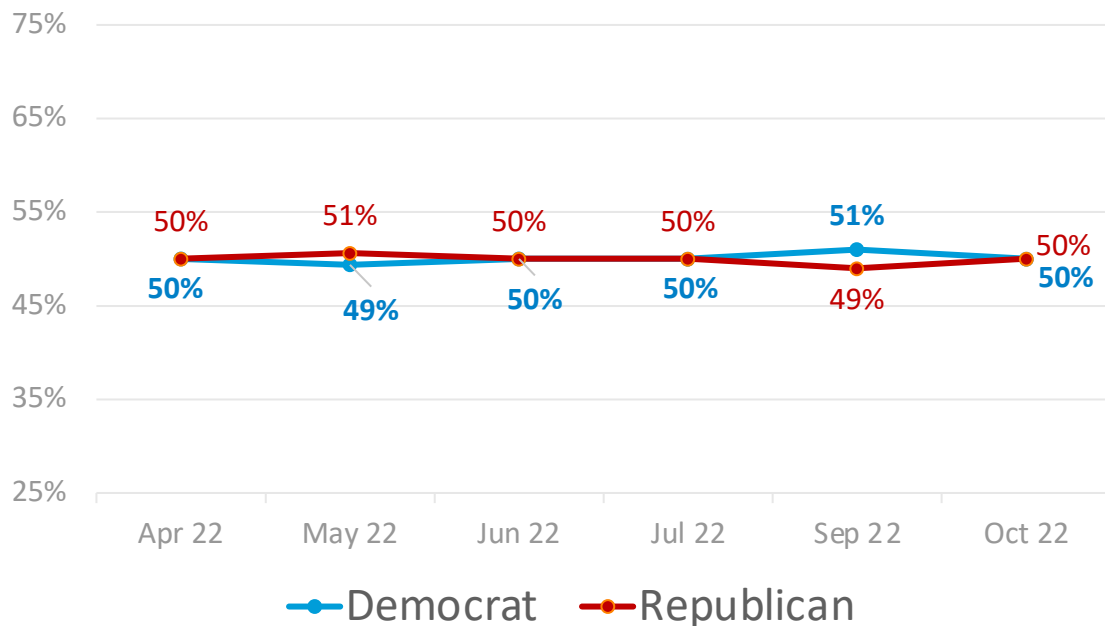
Column %	DEM	GOP	IND/OTH
First time voter	19%	12%	18%
I have voted in a midterm election before	81%	88%	82%

Column %	VOTED DEM	VOTED GOP
First time voter	57%	43%

DEMOCRATS WON A LARGER SHARE OF THOSE WHO VOTED, AND REPUBLICANS SHOWED SLIGHTLY MORE DEFECTIONS IN VOTE

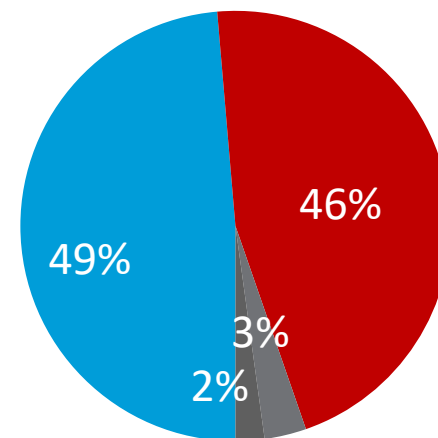
Pre-Election

If the congressional election were held today would you be more likely to vote for a Democrat or a Republican for Congress? *(Among Registered Voters)*



Post-Election

Did you vote for the Democratic or Republican candidate for member of Congress?

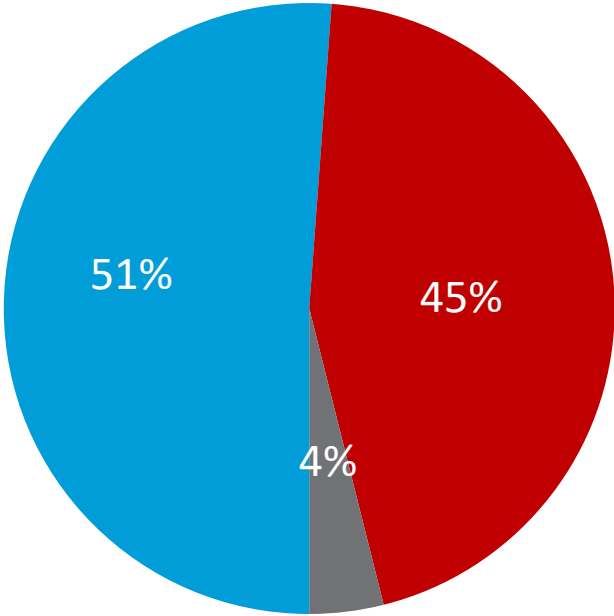


- Democrat
- Republican
- Other
- Prefer not to answer

Column %	DEM	GOP	IND/OTH
Democrat	95%	6%	38%
Republican	4%	91%	44%
Other	0%	2%	11%
Prefer not to answer	1%	1%	7%

DEMOCRATS OUTPERFORMED REPUBLICANS IN GOVERNOR RACES AS WELL

If there was a governor race in your state, did you vote for the democrat or republican candidate?
(Among Governor Race Voters)

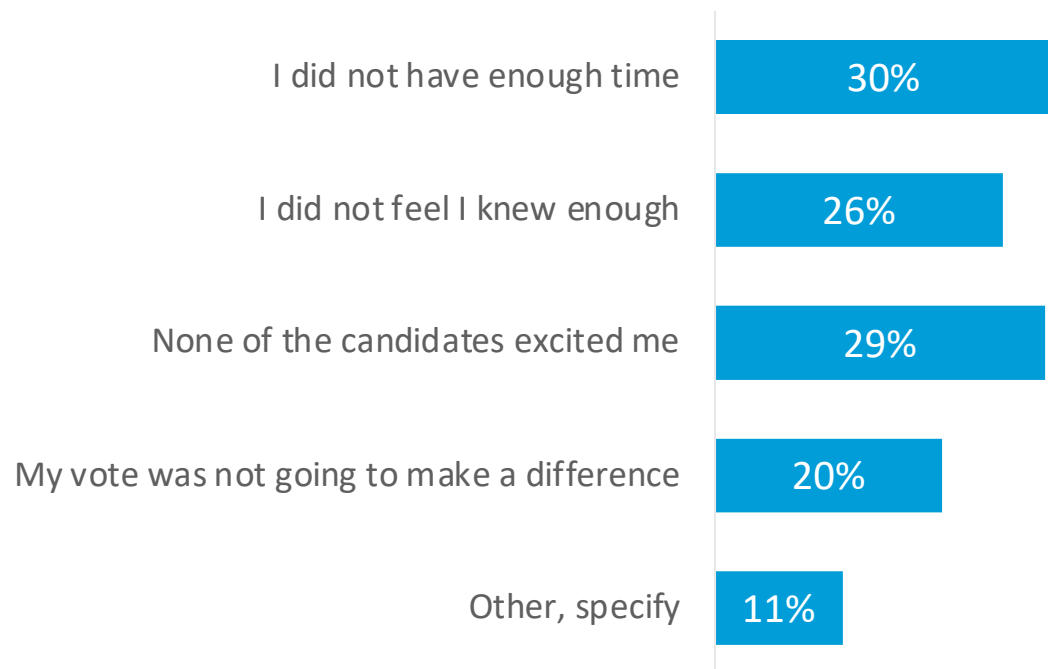


■ Democrat ■ Republican ■ Another candidate

Column %	DEM	GOP	IND/OTH
Democrat	95%	9%	43%
Republican	4%	89%	45%
Another candidate	1%	2%	12%

LACK OF CANDIDATE EXCITEMENT AND VOTER APATHY AFFECTED CLOSE TO HALF OF THOSE WHO DID NOT TURN UP TO VOTE

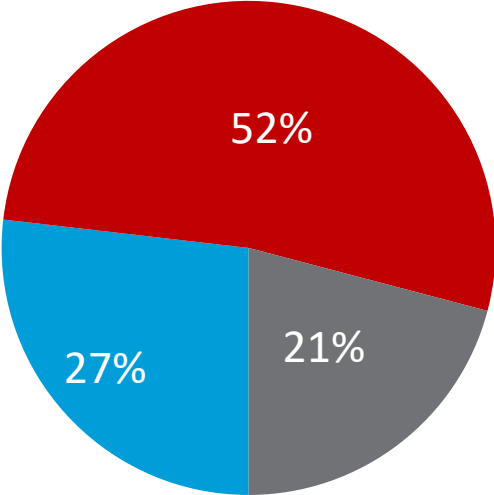
Why didn't you vote? Select all that apply



Column %	DEM	GOP	IND/OTH
I did not have enough time	37%	31%	26%
I did not feel I knew enough	24%	19%	31%
None of the candidates excited me	24%	27%	34%
My vote was not going to make a difference	16%	19%	24%
Other, specify	11%	16%	9%

DEMOCRATS WON THE EARLY AND ABSENTEE VOTE

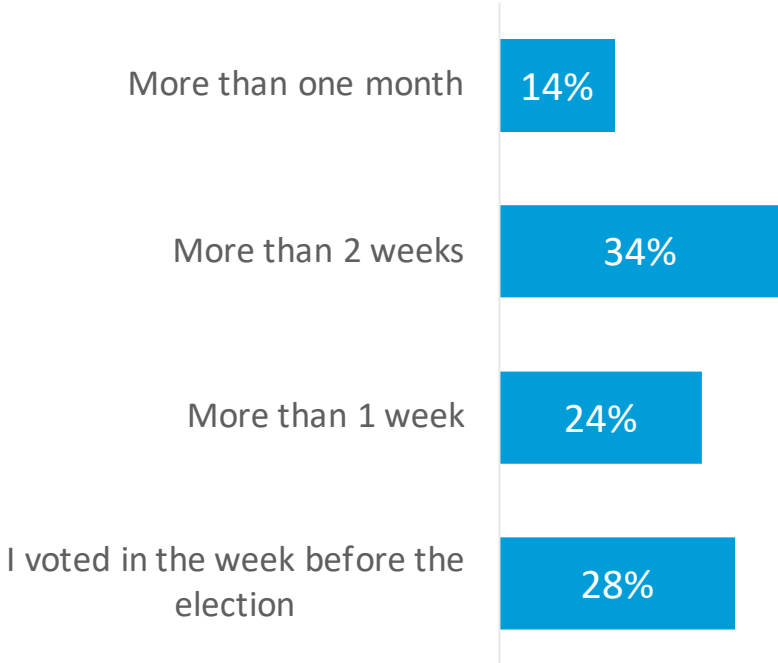
How did you vote?



- In person before election day
- In person on election day
- By absentee ballot

Column %	Voted Democrat	Voted Republican
In person before election day	27%	28%
In person on election day	48%	55%
By absentee ballot	25%	17%

How long before the election did you vote?

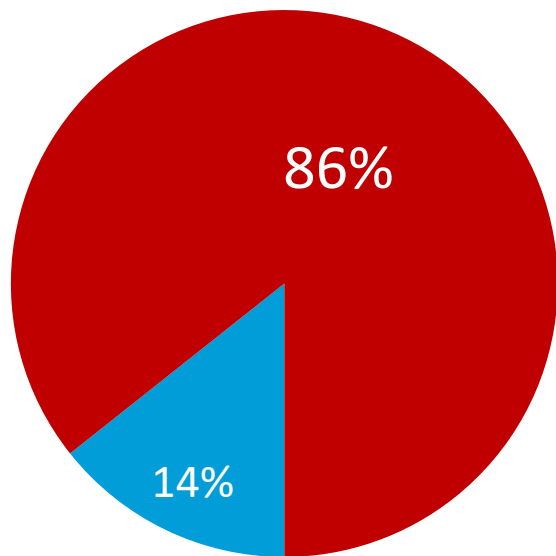


Column %	Voted Democrat	Voted Republican
More than one month	17%	9%
More than 2 weeks	39%	28%
More than 1 week	21%	29%
I voted in the week before the election	23%	35%

V3xNov: How did you vote?
 V5xNov: How long before the election did you vote?

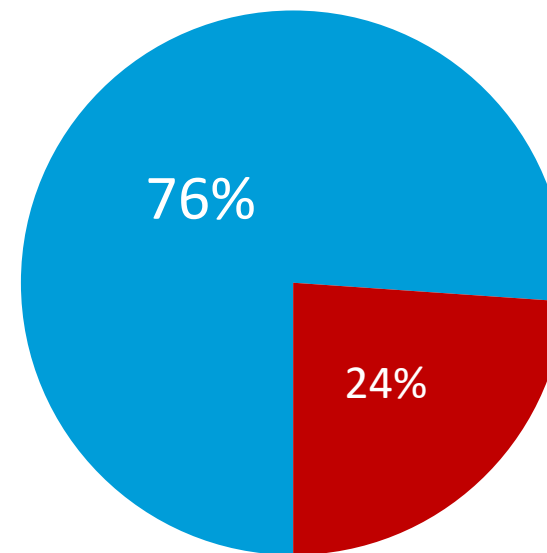
PARTY LOYALTY WAS STRONG IN THIS ELECTION, WITH ONLY A QUARTER SPLITTING THEIR VOTE AMONG THE PARTIES IN THE BALLOT

Did anything happen between when you voted and election day that made you change your mind and wish you had voted for a different candidate?



■ Yes ■ No

Did you tend to vote all for one party or did you split your vote among the parties on your ballot?



■ All for one party ■ Split the vote

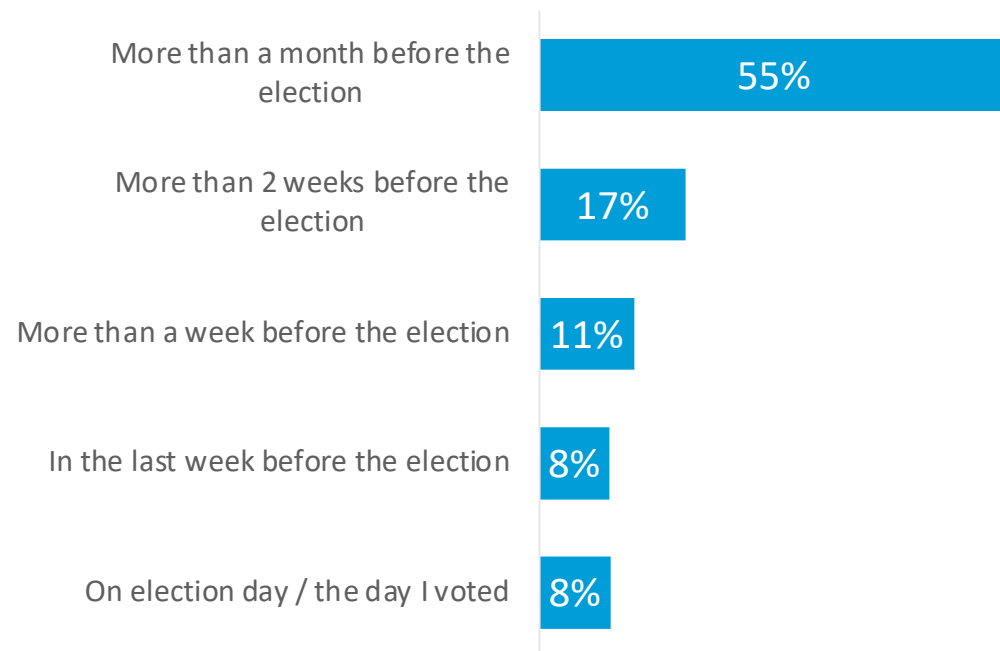
Column %	DEM	GOP	IND/OTH
All for one party	84%	81%	54%
Split the vote	16%	19%	46%

V6xNov: Did anything happen between when you voted and election day that made you change your mind and wish you had voted for a different candidate?

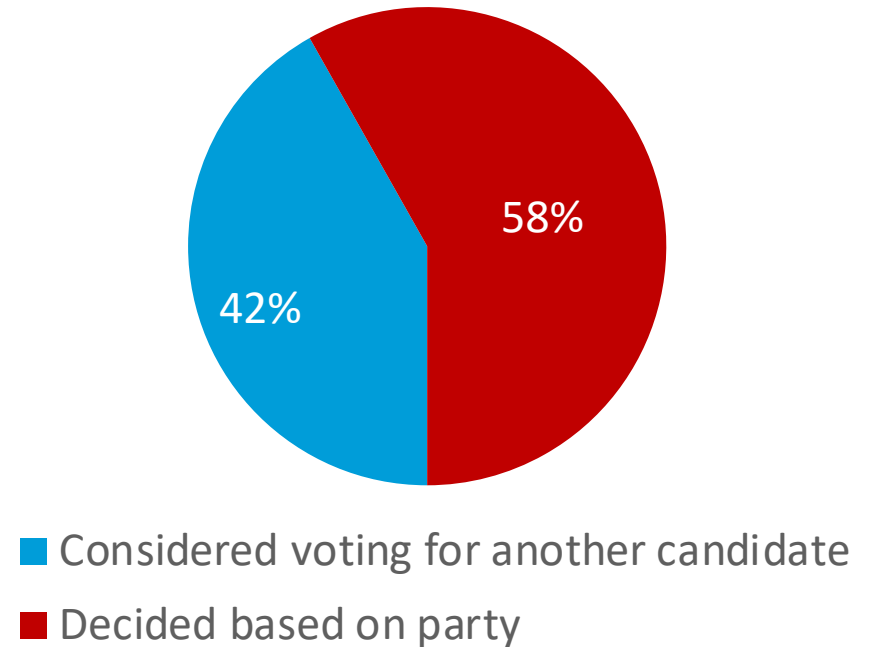
V8xNov: Did you tend to vote all for one party or did you split your vote among the parties on your ballot?

V9: REGARDLESS OF HOW YOU ENDED UP VOTING, WHEN DID YOU MAKE UP YOUR MIND WHO YOU WERE GOING TO VOTE FOR?

Regardless of how you ended up voting, when did you make up your mind who you were going to vote for?



Did you ever consider voting for another candidate, or were you already decided based on party?

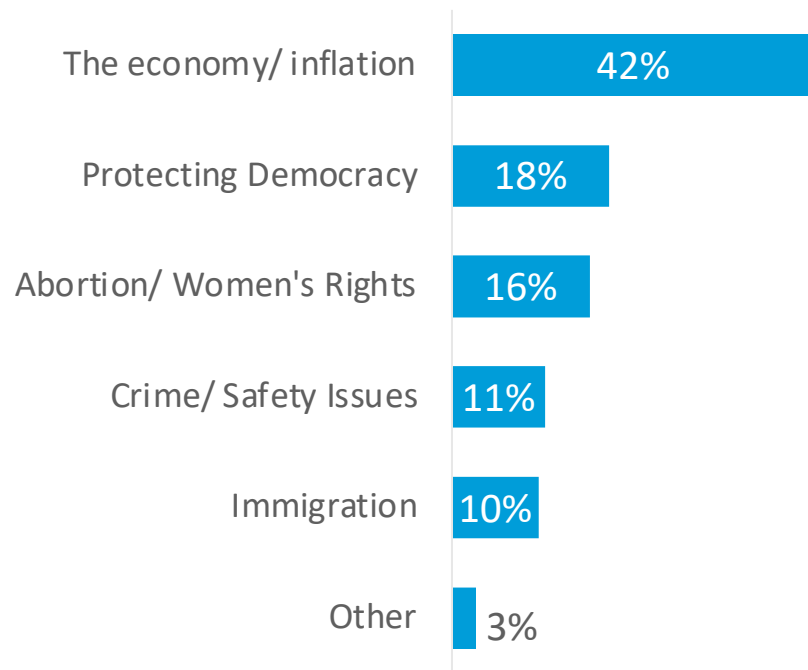


V9: Regardless of how you ended up voting, when did you make up your mind who you were going to vote for?

V10: Did you ever consider voting for another candidate, or were you already decided based on party?

V11: WHAT ISSUE WAS MOST IMPORTANT IN DETERMINING HOW YOU VOTED?

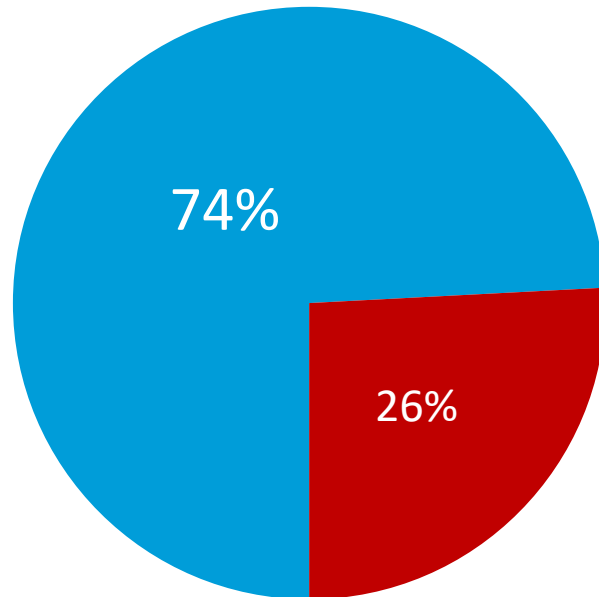
What issue was most important in determining how you voted?



Column %	VOTED DEM	VOTED GOP
The economy/ inflation	28%	58%
Protecting Democracy	30%	7%
Abortion/ Women's Rights	25%	6%
Crime/ Safety Issues	10%	10%
Immigration	5%	16%
Other	2%	3%

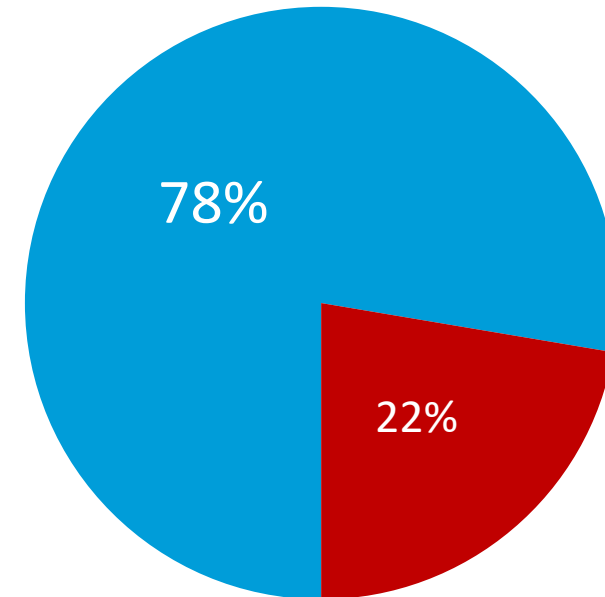
V12: DO YOU THINK THE MIDTERM ELECTIONS THAT HAPPENED LAST WEEK WERE FAIR OR NOT FAIR?

Do you think the midterm elections that happened last week were fair or not fair?



■ Fair ■ Not Fair

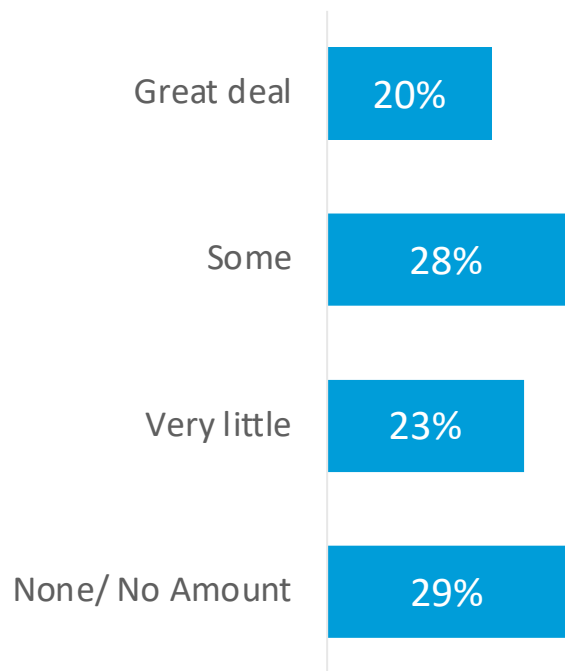
Are the results of the midterm elections that happened last week legitimate or not legitimate?



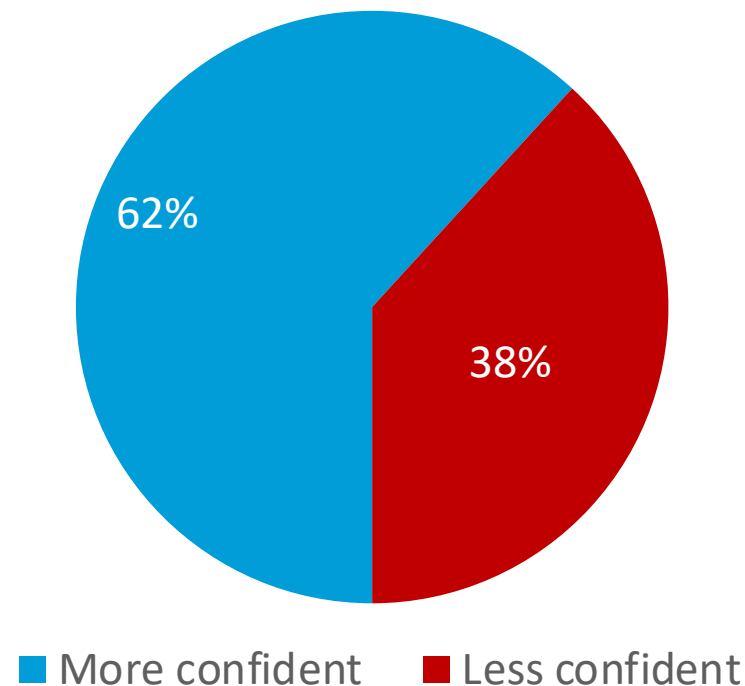
■ Legitimate ■ Not legitimate

V14: WERE THERE A GREAT DEAL, SOME, VERY LITTLE OR NO AMOUNT OF IRREGULARITIES IN THE VOTE COUNT FROM LAST WEEK'S MIDTERM ELECTIONS?

Were there a great deal, some, very little or no amount of irregularities in the vote count from last week's midterm elections?



Are more confident or less confident that future elections US elections will be conducted fairly?

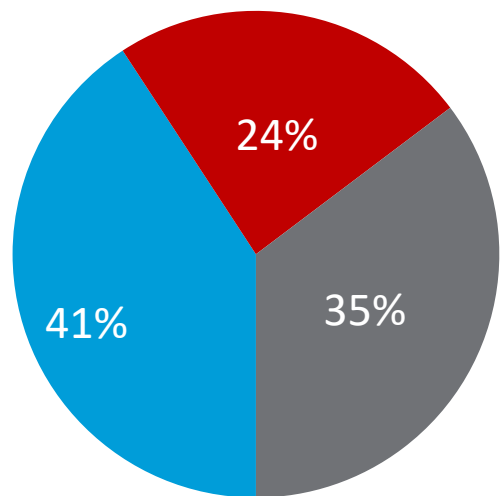


V14: Were there a great deal, some, very little or no amount of irregularities in the vote count from last week's midterm elections?

V15: Are more confident or less confident that future elections US elections will be conducted fairly?

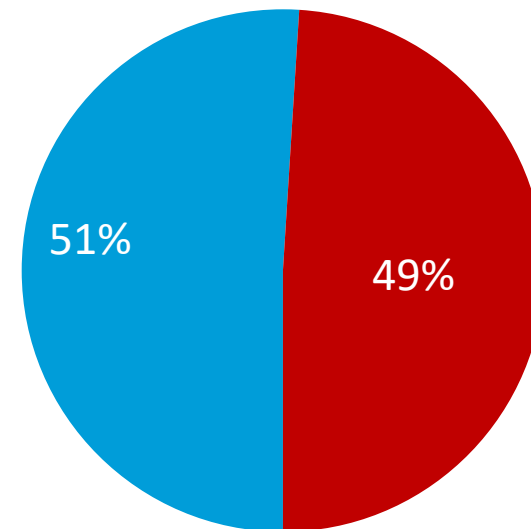
VOTERS SAY THE OUTCOME OF THE 2022 MIDTERM ELECTIONS IS GOOD FOR AMERICAN DEMOCRACY BUT ARE SPLIT ON WHETHER DEMOCRACY WAS TRULY ON THE BALLOT

Is the outcome of the 2022 midterm elections good for American democracy, bad for it, or it did not change anything?



- Good for U.S. democracy
- Bad for U.S. democracy
- Did not change anything

Was democracy on the ballot in the 2022 midterm elections or was this more of a political slogan?



- Democracy was on the ballot
- More of a political slogan

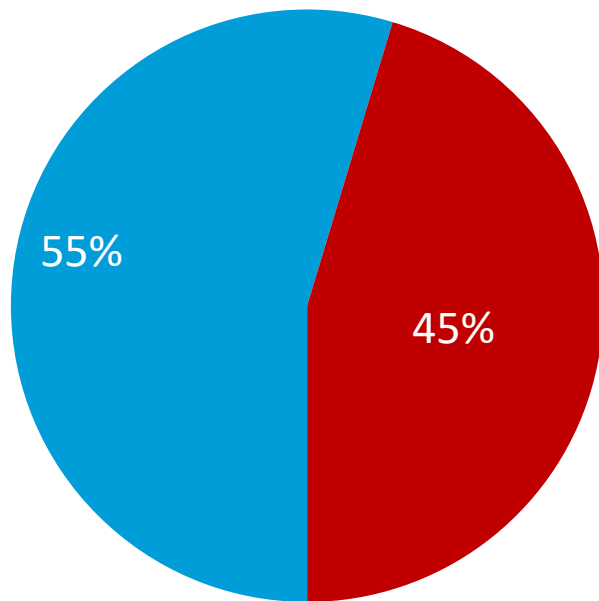
Column %	DEM	GOP	IND/OTH
Democracy was on the ballot	78%	33%	38%
More of a political slogan	22%	67%	62%

V20: Is the outcome of the 2022 midterm elections good for American democracy, bad for it, or it did not change anything?

V21: Was democracy on the ballot in the 2022 midterm elections or was this more of a political slogan?

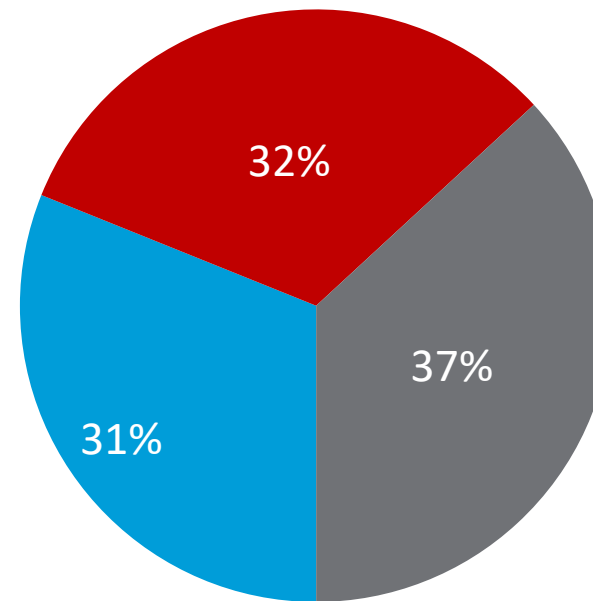
A SLIGHT MAJORITY ARE HAPPY ABOUT THE OUTCOME OF THE ELECTIONS ALTHOUGH VOTERS REMAIN SPLIT ON WHETHER THINGS WILL GET BETTER OR WORSE

Are you happy or disappointed in the results of last week's midterm election?



■ Happy ■ Disappointed

Do you think things will get better or worse after this election or will they stay about the same?



■ Better ■ Worse ■ Stay about the same

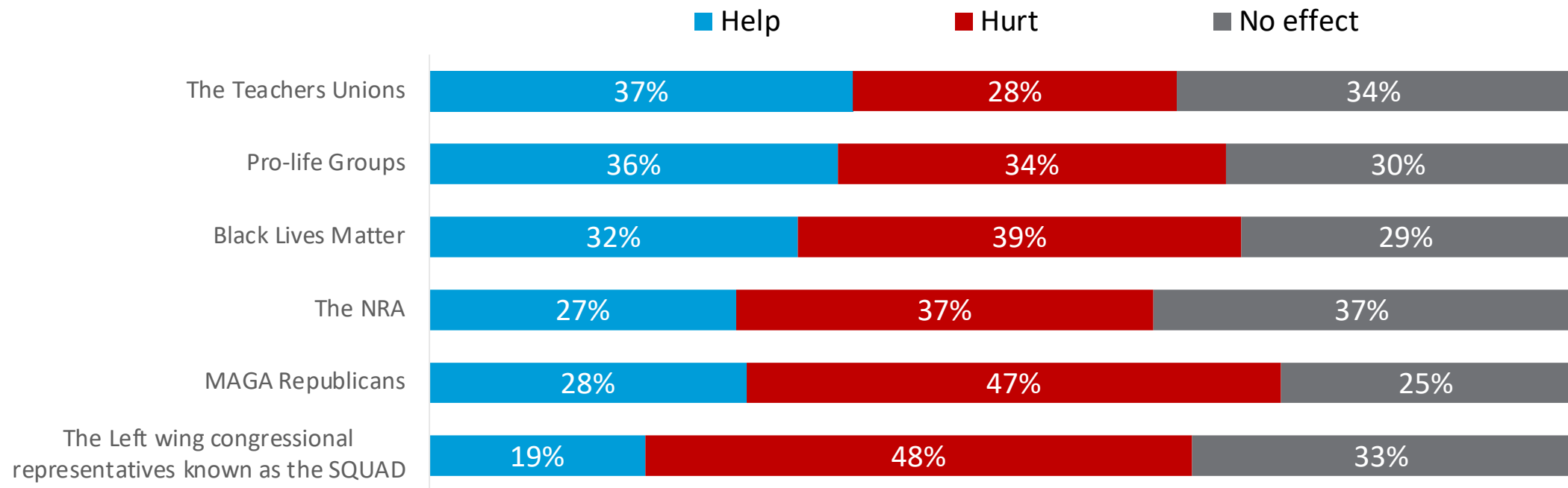
Column %	DEM	GOP	IND/OTH
Better	47%	25%	17%
Worse	18%	43%	38%
Stay about the same	35%	32%	46%

V16: Are you happy or disappointed in the results of last week's midterm election?

V17: Do you think things will get better or worse after this election or will they stay about the same?

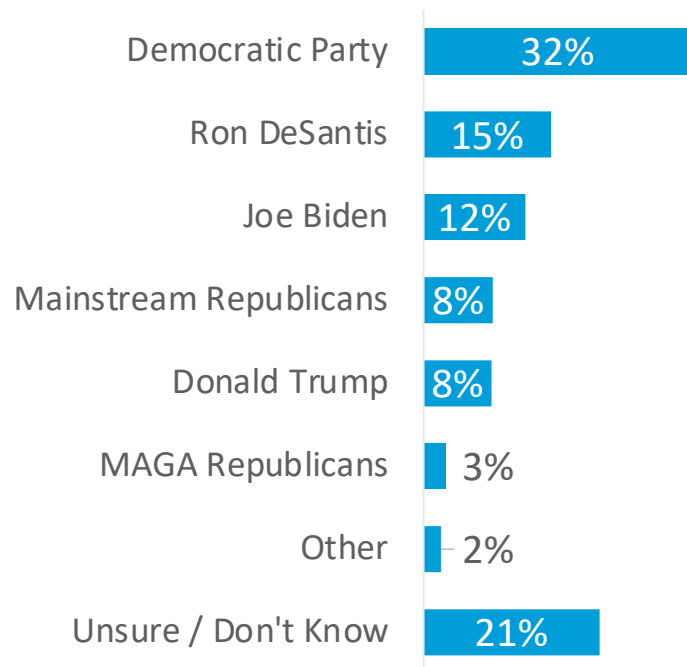
VOTERS VIEW HIGHLY PARTISAN GROUPS SUCH AS THE SQUAD, MAGA REPUBLICANS, THE NRA AND BLACK LIVES MATTER AS NET HURTFUL TO THE DEMOCRATIC PROCESS

Do you think that the following groups are a help to our democratic process, hurt our democratic process or have no effect on the democratic process



DEMOCRATIC PARTY AND DESANTIS ARE SEEN AS THE BIGGEST WINNER OF LAST WEEK'S ELECTION; REPUBLICANS AND TRUMP AS BIGGEST LOSERS

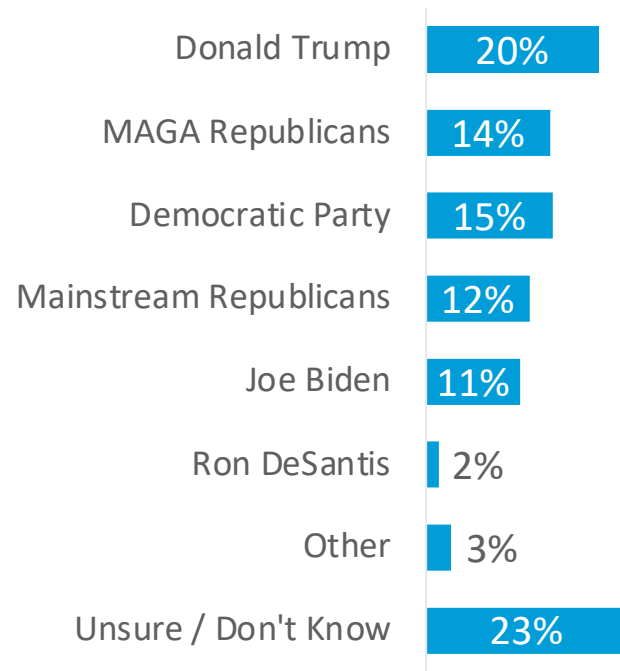
Who was the biggest winner of last week's midterm election?



Column %	DEM	GOP	IND/OTH
Democratic Party	51%	18%	23%
Ron DeSantis	4%	25%	15%
Joe Biden	23%	4%	8%
Mainstream Republicans	4%	12%	8%
Donald Trump	2%	14%	8%
MAGA Republicans	1%	4%	3%
Other	3%	1%	3%
Unsure / Don't Know	12%	20%	33%

DEMOCRATIC PARTY AND DESANTIS ARE SEEN AS THE BIGGEST WINNER OF LAST WEEK'S ELECTION; REPUBLICANS AND TRUMP AS BIGGEST LOSERS

Who was the biggest loser of last week's midterm elections?

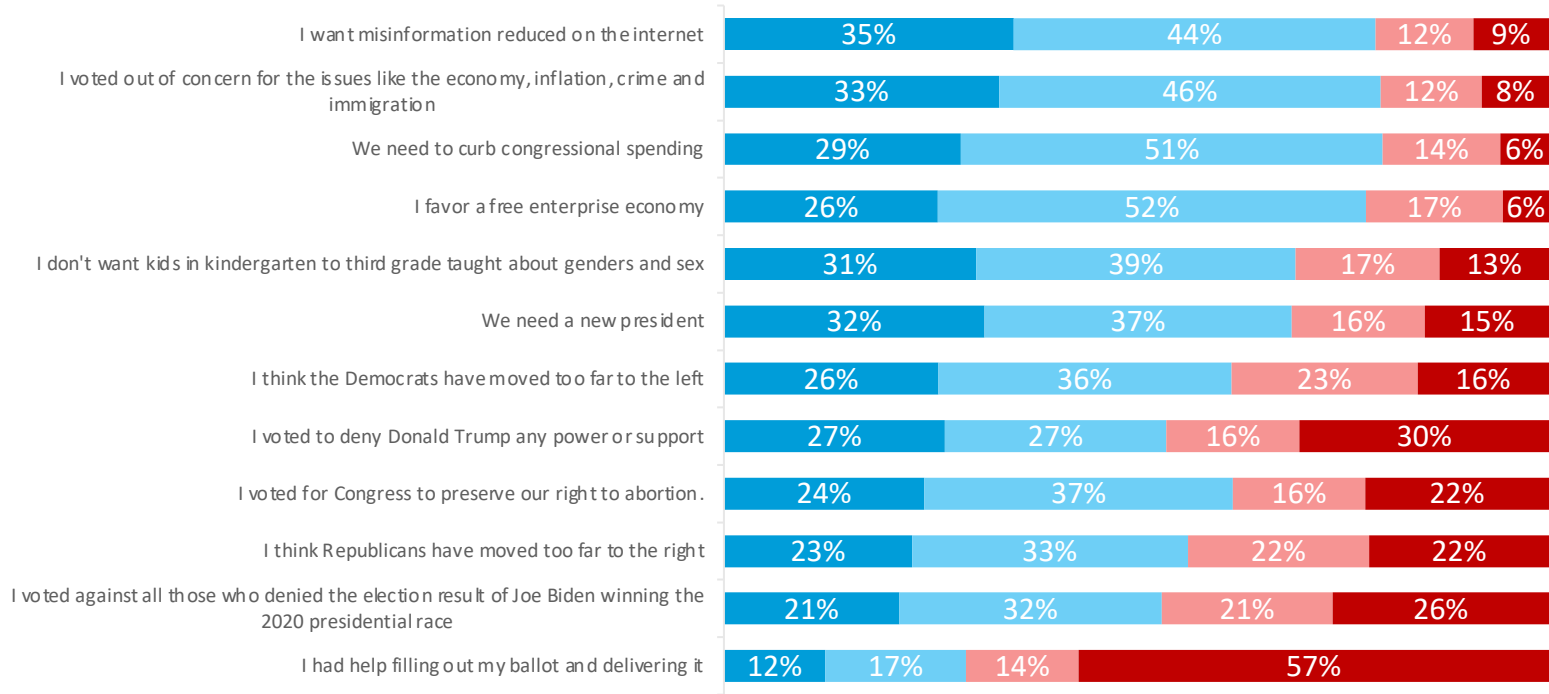


Column %	DEM	GOP	IND/OTH
Donald Trump	24%	17%	18%
MAGA Republicans	21%	10%	12%
Democratic Party	14%	19%	9%
Mainstream Republicans	12%	13%	11%
Joe Biden	11%	12%	10%
Ron DeSantis	2%	2%	1%
Other	1%	4%	4%
Unsure / Don't Know	15%	24%	34%

VOTERS SUPPORT SENSIBLE, CENTRIST POLICIES

Do you agree or disagree with each of the following statements

■ Strongly agree
 ■ Somewhat agree
 ■ Somewhat disagree
 ■ Strongly disagree

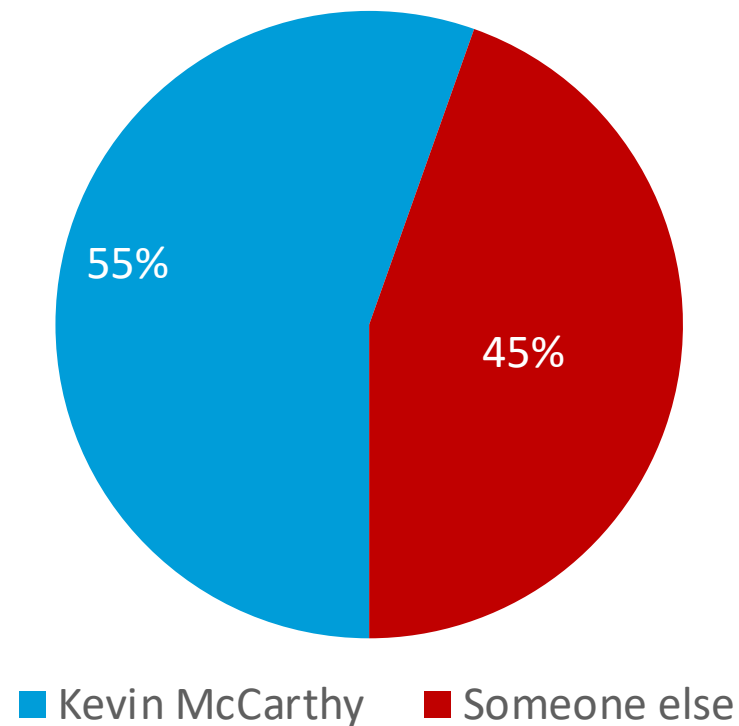


	VOTED DEM	VOTED GOP
I want misinformation reduced on the internet	86%	76%
I voted out of concern for the issues like the economy, inflation, crime and immigration	82%	86%
We need to curb congressional spending	76%	88%
I favor a free enterprise economy	80%	82%
I don't want kids in kindergarten to third grade taught about genders and sex	57%	84%
We need a new president	46%	91%
I think the Democrats have moved too far to the left	42%	84%
I voted to deny Donald Trump any power or support	80%	28%
I voted for Congress to preserve our right to abortion.	83%	41%
I think Republicans have moved too far to the right	79%	31%
I voted against all those who denied the election result of Joe Biden winning the 2020 presidential race	77%	32%
I had help filling out my ballot and delivering it	35%	23%

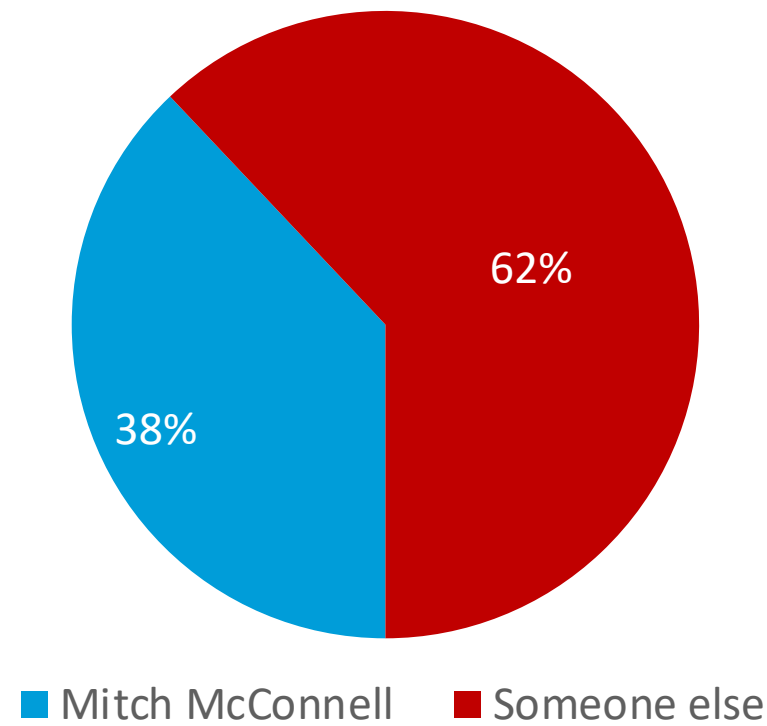
PRIORITIES FOR THE NEW CONGRESS

A SMALL MAJORITY OF REPUBLICANS SUPPORT KEVIN MCCARTHY'S ELECTION AS MAJORITY LEADER; CLOSE TO TWO-THIRDS WANT MCCONNELL'S REPLACED

Should Kevin McCarthy be the leader of the republicans or someone else?
(Among Republicans)

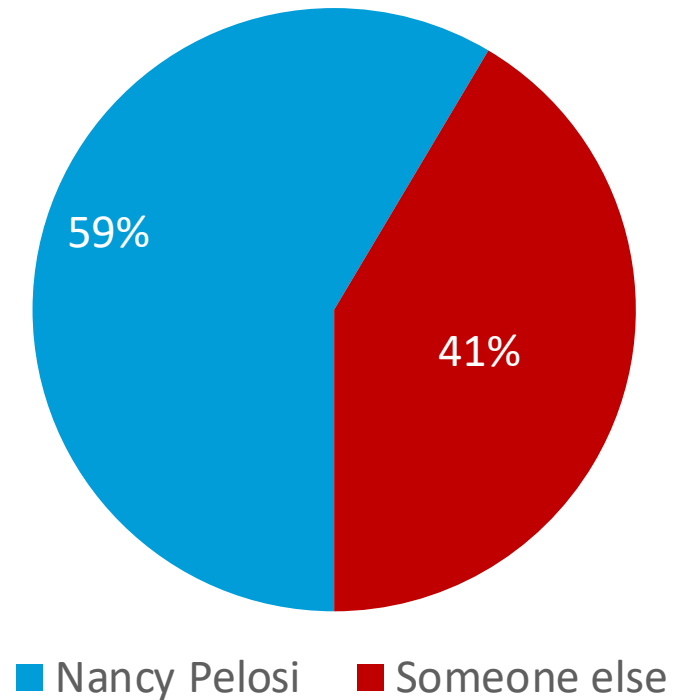


Should Mitch McConnell be the leader of the republicans in the senate or someone else?
(Among Republicans)

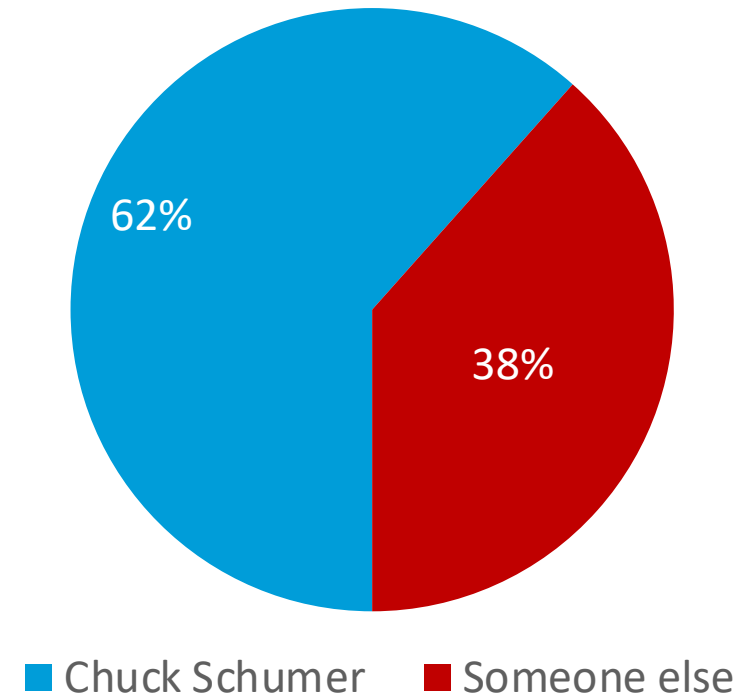


DEMOCRATS PREFER CONTINUITY WITH NANCY PELOSI IN THE HOUSE AND CHUCK SCHUMER IN THE SENATE

Should Nancy Pelosi be the leader of the Democrats or someone else?
(Among Democrats)



Should chuck Schumer be the leader of the Democrats in the Senate or someone else?
(Among Democrats)



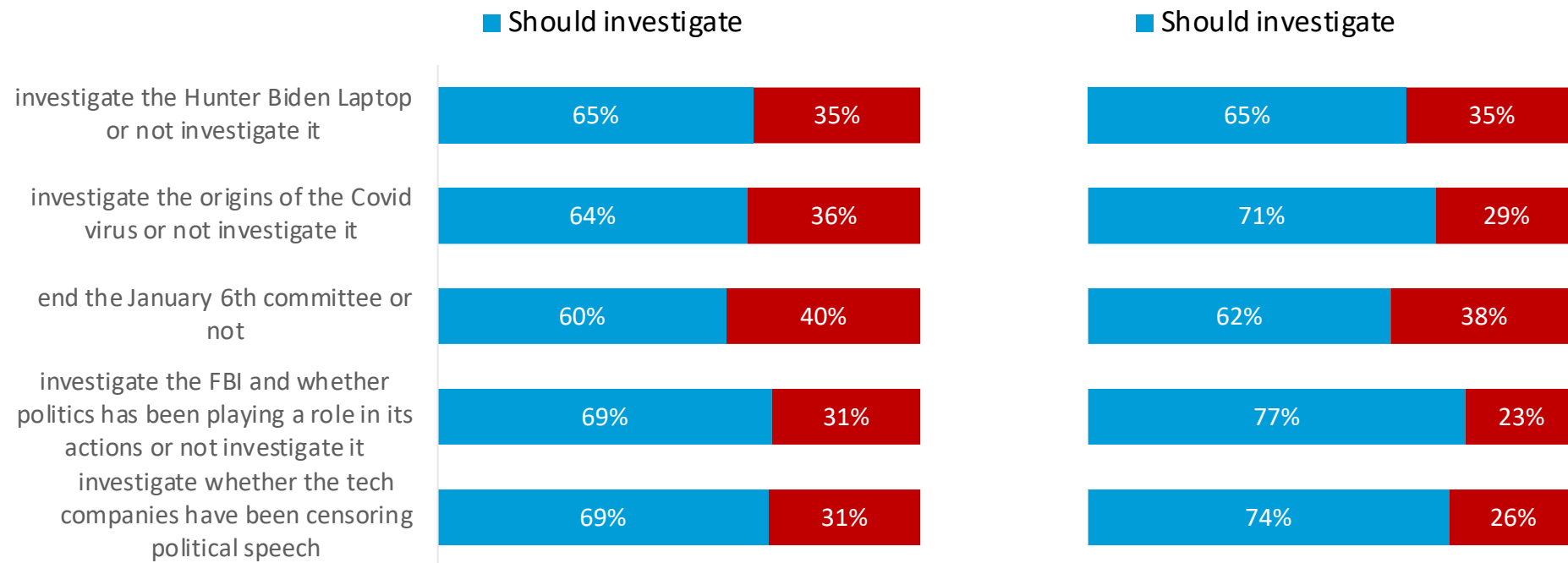
D1: Should Nancy Pelosi be the leader of the Democrats or someone else? [Among DEM]

D2: Should chuck Schumer be the leader of the Democrats in the Senate or someone else? [Among DEM]

CLOSE TO TWO-THIRDS OF VOTERS WANT HOUSE REPUBLICANS TO PURSUE A SERIES OF HIGH-PROFILE INVESTIGATIONS AND TO END THE JANUARY 6TH COMMITTEE

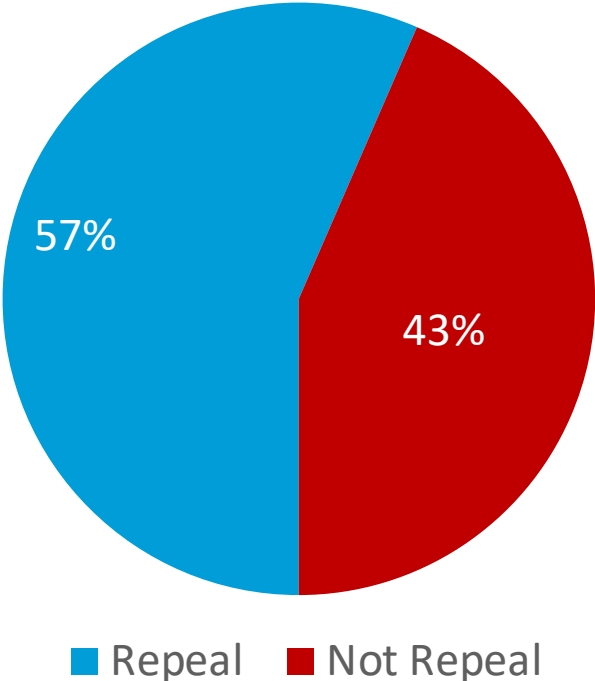
Should the Republicans... [Split Sample]

Should the House... [Split Sample]



REPUBLICANS AND INDEPENDENTS WANT THE REPEAL OF 86,000 NEW IRS AGENTS

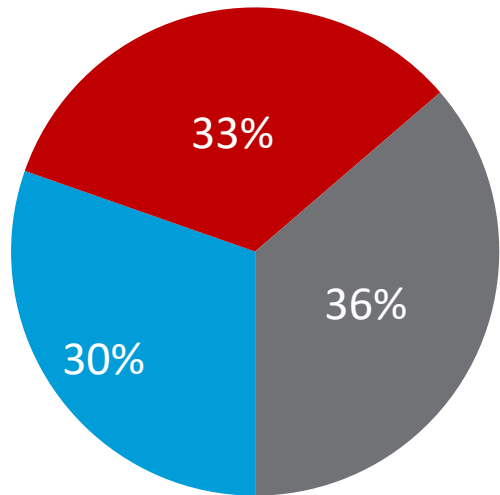
Should the Republicans repeal the 86,000 new IRS agents or not?



Column %	DEM	GOP	IND/OTH
Repeal	41%	75%	54%
Not Repeal	59%	25%	46%

VOTERS ARE SPLIT ON THE PATH AHEAD ON UKRAINE, WITH SUPPORT FOR MORE AID SLIPPING AMONG REPUBLICANS AND INDEPENDENTS

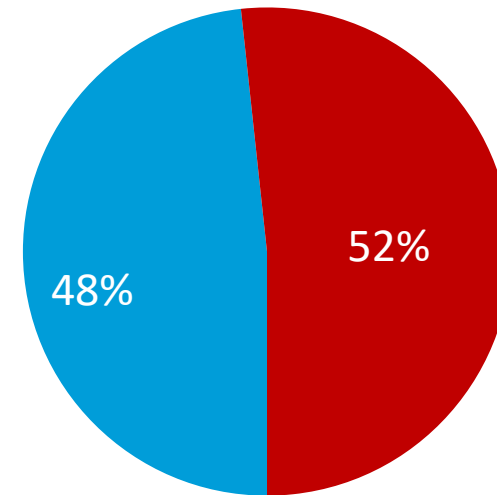
Should the U.S. government do more, less or about the same as it has done to support Ukraine?



■ More ■ Less ■ The same

Column %	DEM	GOP	IND/OTH
More	41%	30%	16%
Less	22%	39%	42%
The same	37%	31%	42%

Do you favor or oppose another 27 billion in aid to the Ukrainians to help them defend against Russia?

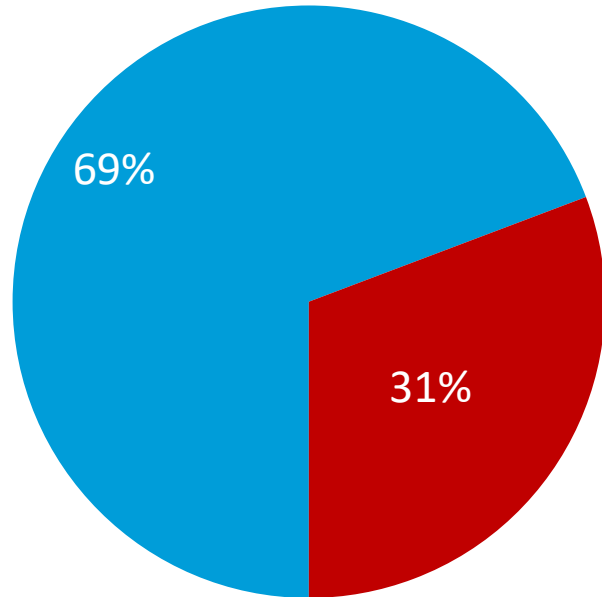


■ Favor ■ Oppose

Column %	DEM	GOP	IND/OTH
Favor	63%	39%	41%
Oppose	37%	61%	59%

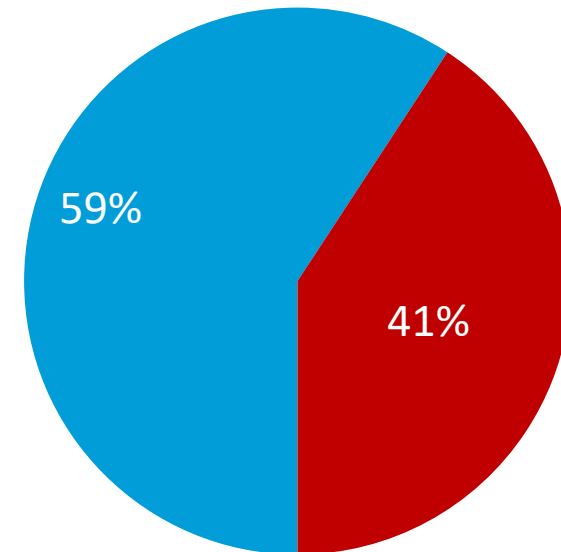
VOTERS SUPPORT EARLY VOTING AND VOTE BY MAIL

Do you support or oppose letting people vote early in advance of election day?



■ Support ■ Oppose

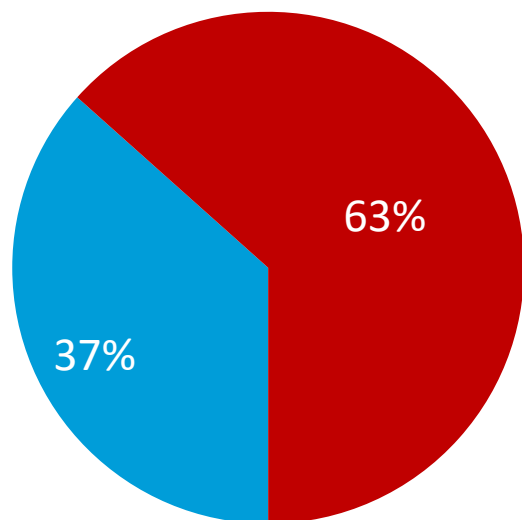
Do you support or oppose letting everyone vote by mail or should people have to have a specific excuse to vote by mail?



■ Support ■ Need a Specific Excuse

BUT WANT CHANGES TO ELECTION LAW, INCLUDING BANNING BALLOT HARVESTING AND INTRODUCING NATIONAL STANDARDS TO THE VOTE COUNT

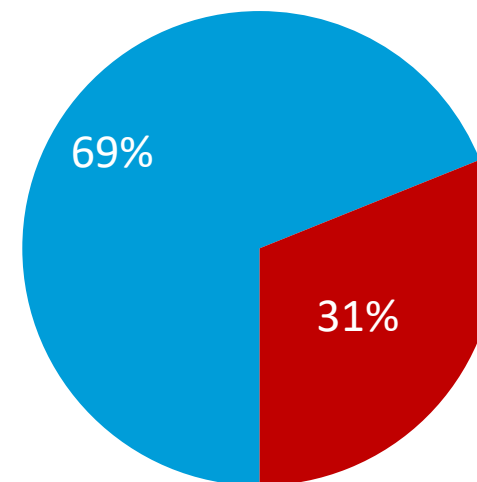
Do you support or oppose letting groups pick up ballots from their supporters and deliver them?



■ Support ■ Oppose

Column %	DEM	GOP	IND/OTH
Support	56%	21%	30%
Oppose	44%	79%	70%

Should we have a national law that all ballots in elections should be counted within 24 hours of election day or let each state decide when to count it?

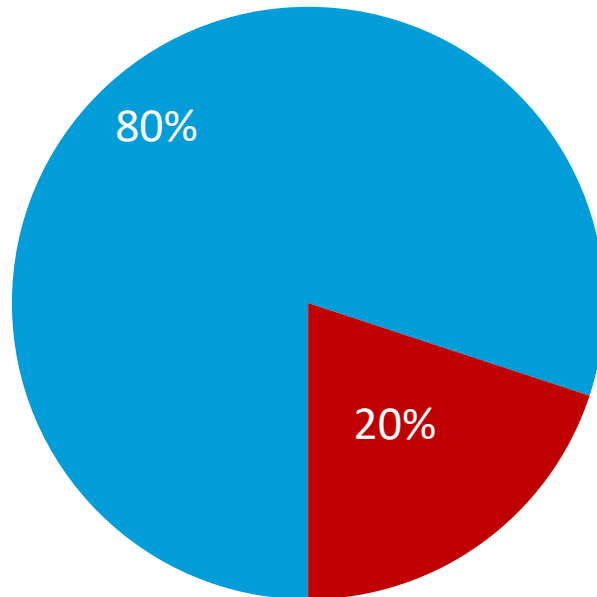


■ Yes ■ No

Column %	DEM	GOP	IND/OTH
Yes	66%	76%	63%
No	34%	24%	37%

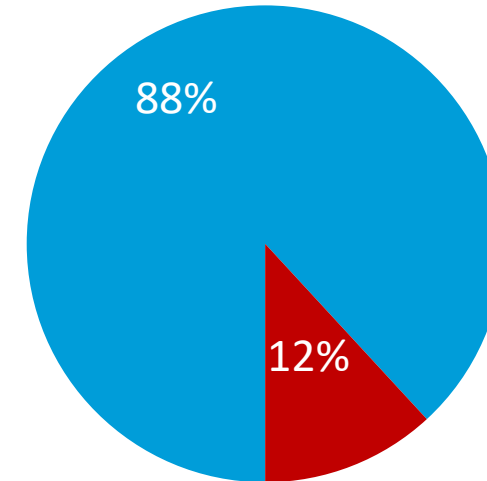
VOTERS SUPPORT REQUIRING EVERY VOTER TO HAVE A VALID ID TO VOTE AND DO NOT WANT UNDOCUMENTED IMMIGRANTS TO EXERCISE THIS RIGHT

Do you support or oppose requiring every voter to have a valid ID to vote?



■ Support ■ Oppose

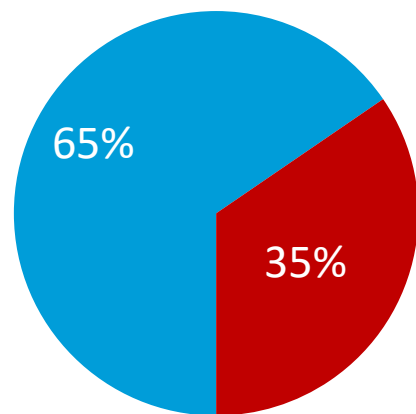
Do you think that only US citizens should be allowed to vote or should undocumented aliens also be allowed to vote?



■ Only US citizens
■ Undocumented aliens should be allowed

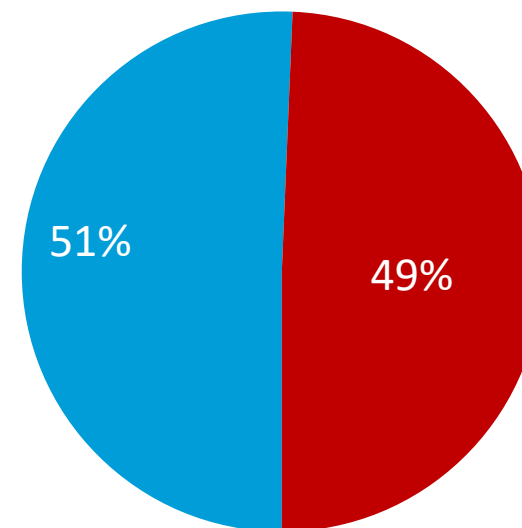
POLITICAL CENSORSHIP REMAINS A CORE ELECTORATE WORRY, AND VOTERS ARE SPLIT ON WHETHER ELON MUSK'S TWITTER TAKEOVER WILL RESOLVE THE ISSUE

Do you think that the tech companies have been working with the government to censor political speech or do you think that has been greatly exaggerated?



■ Tech companies have been censoring
 ■ Exaggerated

Do you think Elon Musk will make Twitter a better place or a worse place?



■ Better ■ Worse

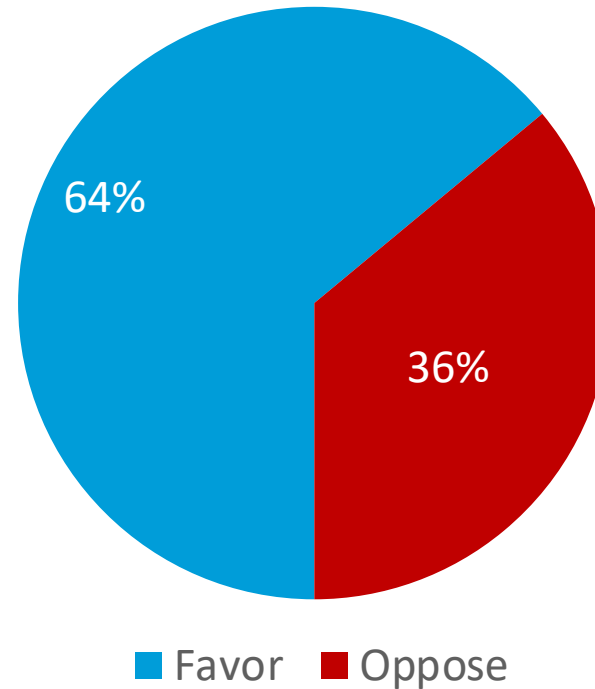
Column %	DEM	GOP	IND/OTH
Better	42%	65%	44%
Worse	58%	35%	56%

ISS8xNov: Do you think Elon Musk will make Twitter a better place or a worse place?

ISS9xNov: Do you think that the tech companies have been working with the government to censor political speech or do you think that has been greatly exaggerated?

VOTERS FAVOR A LAW STATING THAT PEOPLE CANNOT BE DENIED EMPLOYMENT, HOUSING, OR ACCOMMODATIONS BECAUSE OF THEIR POLITICAL VIEWPOINT

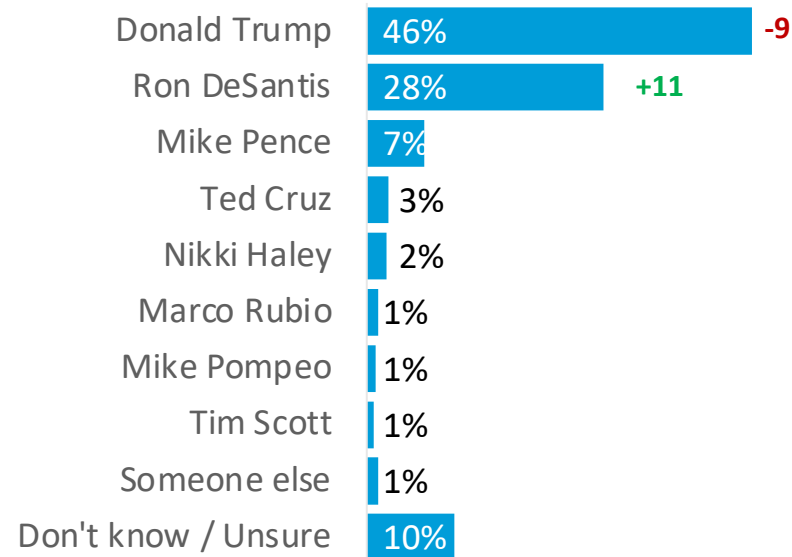
Would you favor or oppose a law that people could not be denied employment, housing, or accommodations because of their political viewpoint?



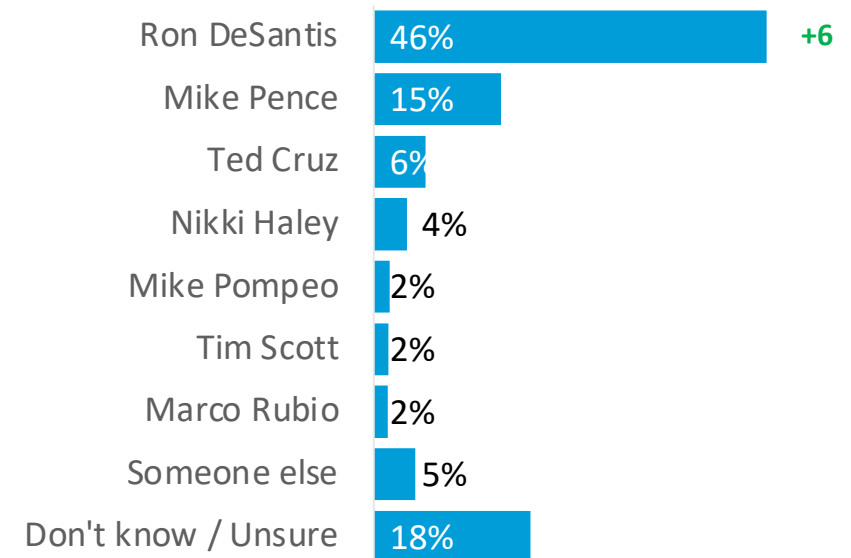
2024 PROSPECTS

TRUMP REMAINS A FAVORITE IN A PROSPECTIVE GOP PRIMARY BUT HE HAS LOST GROUND BECAUSE OF THE MIDTERM ELECTIONS; DESANTIS IS NOW THE CLEAR RUNNER UP

If the Republican presidential primary for the 2024 election was held today, who would you vote for? (GOP voters)



If former President Donald Trump does not run for president in 2024, who would you vote for in the GOP primary? (GOP voters)

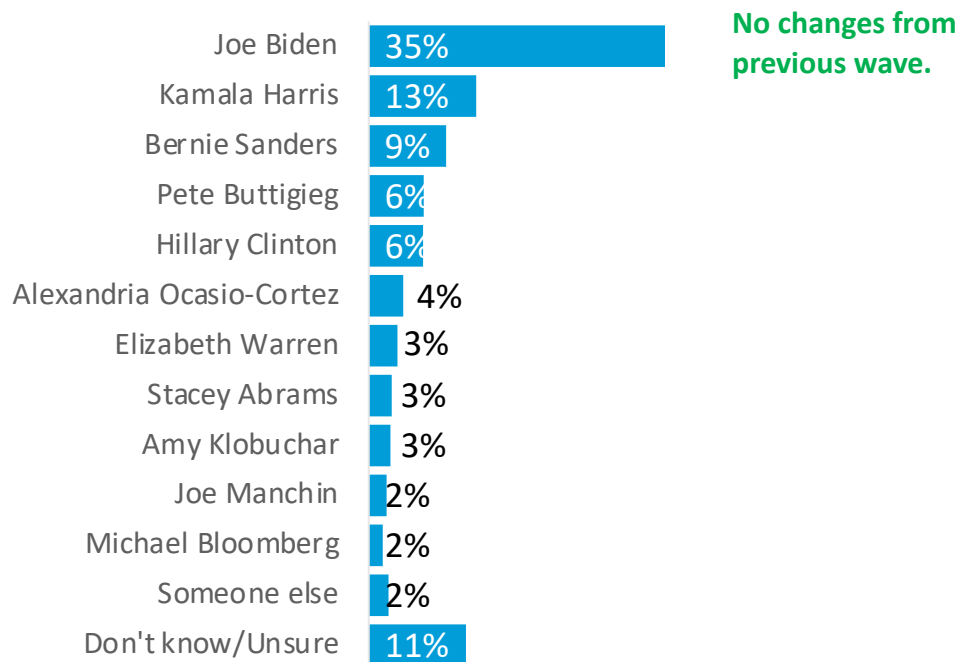


GOPPRIM1. If the Republican presidential primary for the 2024 election was held today, who would you vote for?

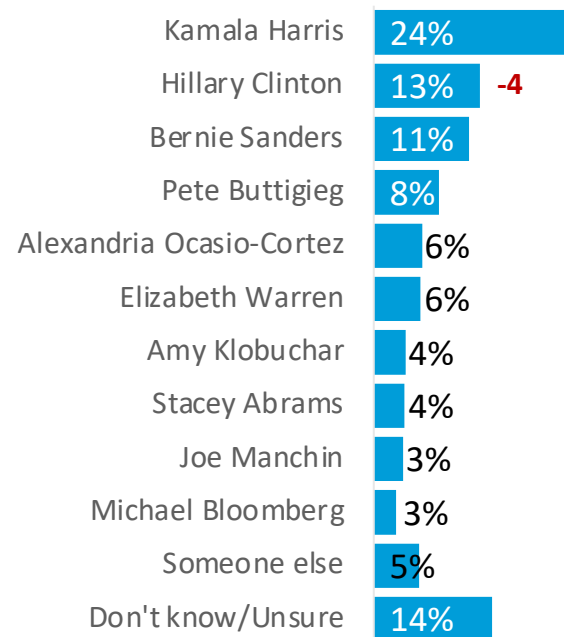
GOPPRIM2. If former President Donald Trump does not run for president in 2024, who would you vote for in the GOP primary?

BIDEN IS THE FAVORITE IN A DEMOCRATIC HORSERACE; HARRIS IS A WEAK RUNNER UP

If the Democratic presidential primary for the 2024 election was held today, who would you vote for? (DEM voters)

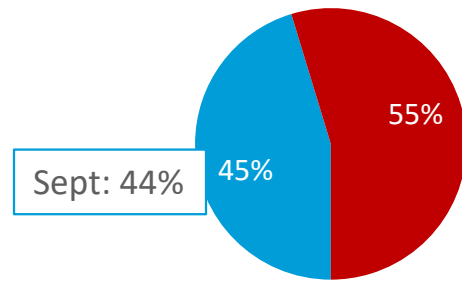


If President Biden decides not to run again in 2024, who would you prefer to be the Democratic candidate? (DEM voters)



VOTERS CONTINUE TO HAVE DOUBTS ABOUT BIDEN'S MENTAL FITNESS

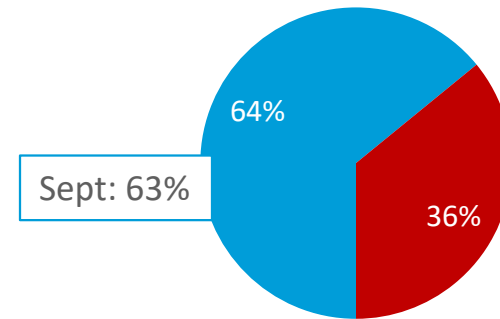
Is Joe Biden mentally fit to serve as President of the United States or do you have doubts about his fitness for office?
(Split sample)



- He is mentally fit
- I have doubts about his fitness

	He is mentally fit	I have doubts about his fitness
Democrat	76%	24%
GOP	19%	81%
IND/OTH	36%	64%

Do you think Joe Biden is showing he is too old to be President or do you think he is showing he is fit to be president?

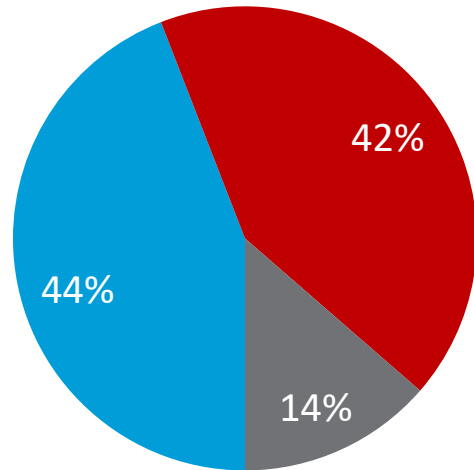


- Showing he is too old
- Showing he is fit to be president

	Showing he is too old	Showing he is fit to be president
Democrat	36%	64%
GOP	88%	12%
IND/OTH	69%	31%

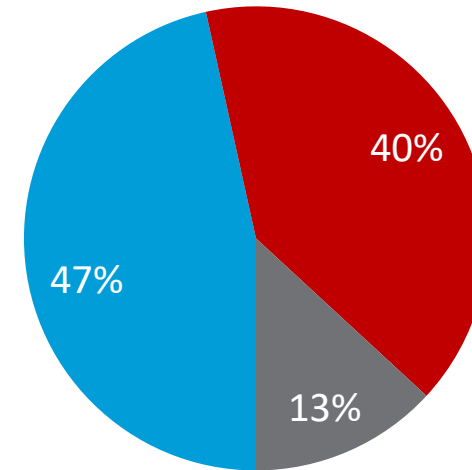
TRUMP WINS HYPOTHETICAL HORSERACE VERSUS BIDEN OR HARRIS

If the 2024 election for President were held today and it was between Donald Trump, the Republican and Joe Biden, the Democrat, who would you vote for?



■ Donald Trump ■ Joe Biden
■ Don't Know / Unsure

If the 2024 election for President were held today and it was between Donald Trump, the Republican and Kamala Harris, the Democrat, who would you vote for?



■ Donald Trump ■ Kamala Harris
■ Don't Know / Unsure

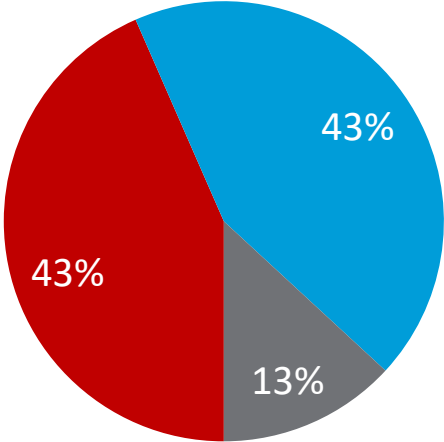
H3: If the 2024 election for President were held today and it was between Donald Trump, the Republican and Joe Biden, the Democrat, who would you vote for?

H5: If the 2024 election for President were held today and it was between Donald Trump, the Republican and Kamala Harris, the Democrat, who would you vote for?

H7: If the 2024 election for President were held today and it was between Ron DeSantis, the Republican and Kamala Harris, the Democrat, who would you vote for?

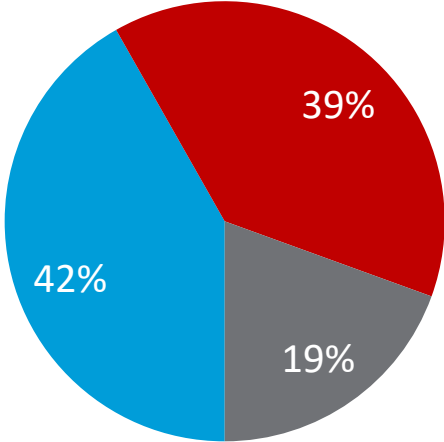
DESANTIS TIES WITH BIDEN AND OVERTAKES HARRIS

If the 2024 election for President were held today and it was between Ron DeSantis, the Republican and Joe Biden, the Democrat, who would you vote for?



■ Ron DeSantis ■ Joe Biden
■ Don't Know / Unsure

If the 2024 election for President were held today and it was between Ron DeSantis, the Republican and Kamala Harris, the Democrat, who would you vote for?

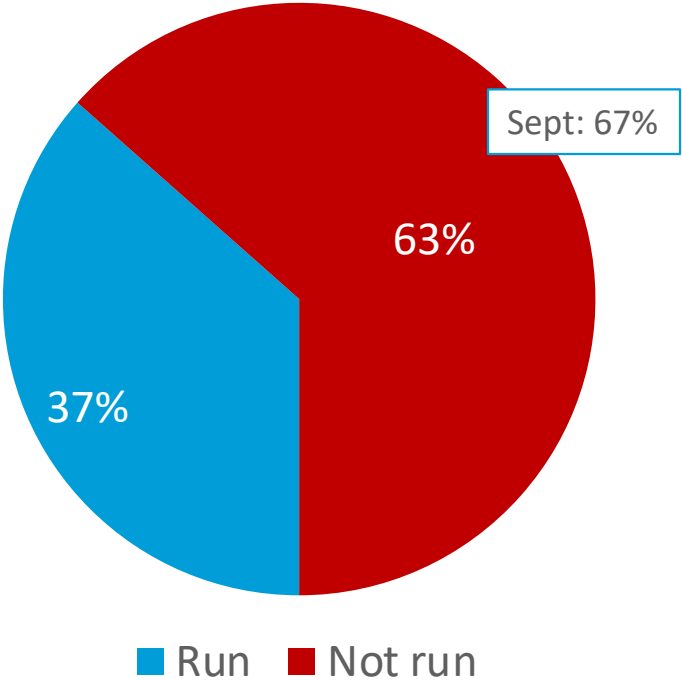


■ Ron DeSantis ■ Kamala Harris
■ Don't Know / Unsure

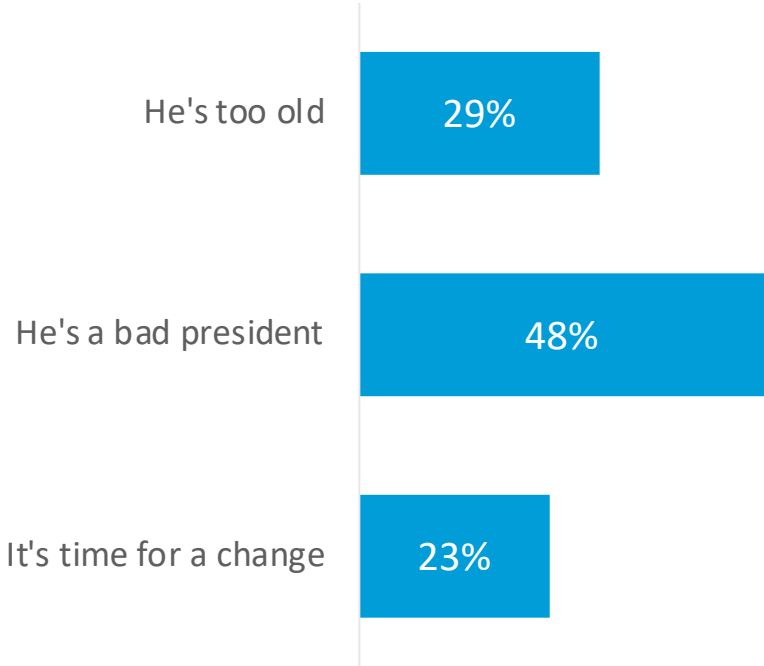
H3: If the 2024 election for President were held today and it was between Ron DeSantis, the Republican and Joe Biden, the Democrat, who would you vote for?
H7: If the 2024 election for President were held today and it was between Ron DeSantis, the Republican and Kamala Harris, the Democrat, who would you vote for?

MOST VOTERS SAY BIDEN SHOULD NOT RUN FOR A SECOND TERM

Do you think President Biden should run for a second term or not run for a second term?



Why should Biden not run in 2024?

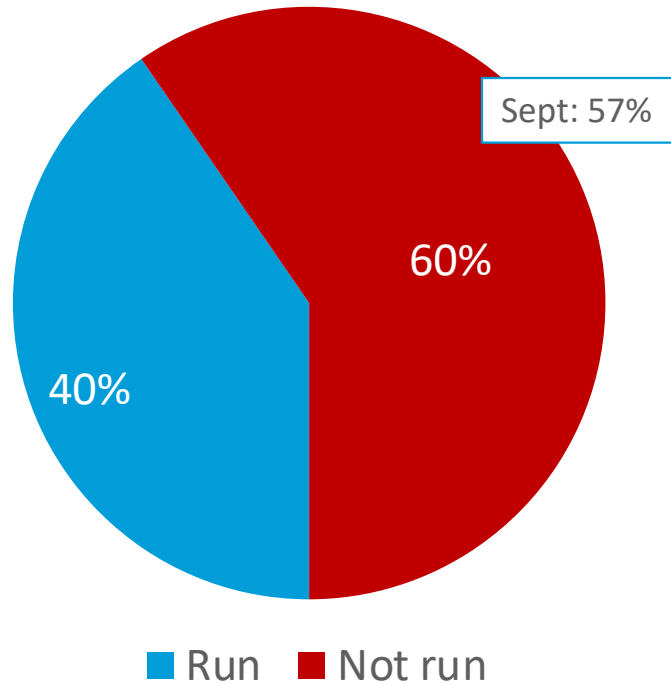


PRESELEC1: Do you think President Biden should run for a second term or not run for a second term?

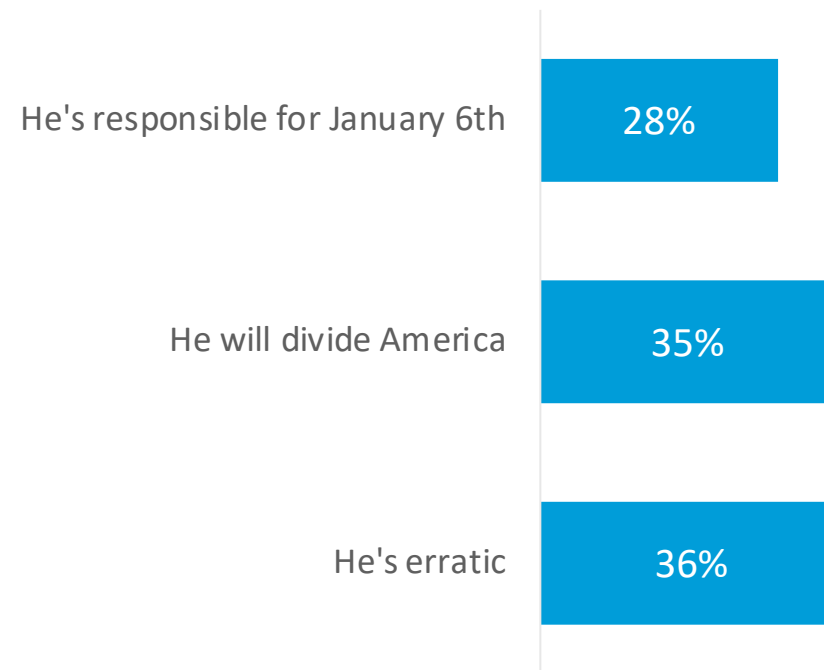
PRESELEC2: Why should Biden not run in 2024?

SIMILAR NUMBERS OF VOTERS SAY TRUMP SHOULD NOT RUN IN 2024

Do you think Donald Trump should run for president again in 2024?

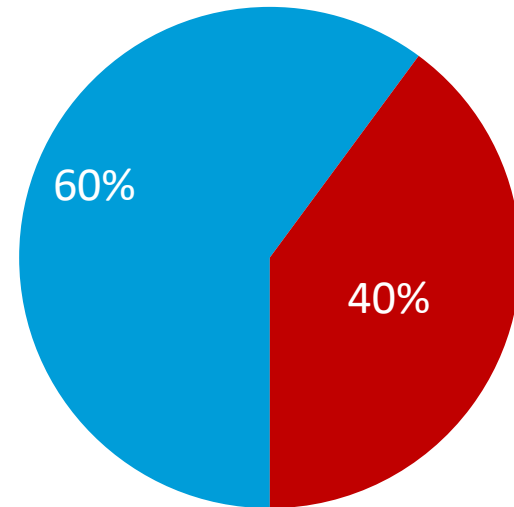


Why should Donald Trump not run for president in 2024?



6 IN 10 VOTERS WOULD SUPPORT A MODERATE CANDIDATE OVER BIDEN AND TRUMP

Would you consider a moderate independent candidate for president if the 2024 match was between Donald Trump and Joe Biden, or you would not consider a moderate independent?



■ Consider ■ Not consider

Sept 2022

Would consider a moderate independent	60%
Not consider	40%

Column %	DEM	GOP	IND/OTH
Consider	65%	52%	65%
Not consider	35%	48%	35%