

HARVARD HARRIS POLL



Field Date: October 14-18, 2017

SURVEY METHOD

This survey was conducted online within the United States between **October 14-18, 2017** among **2,159 registered voters by The Harris Poll.**

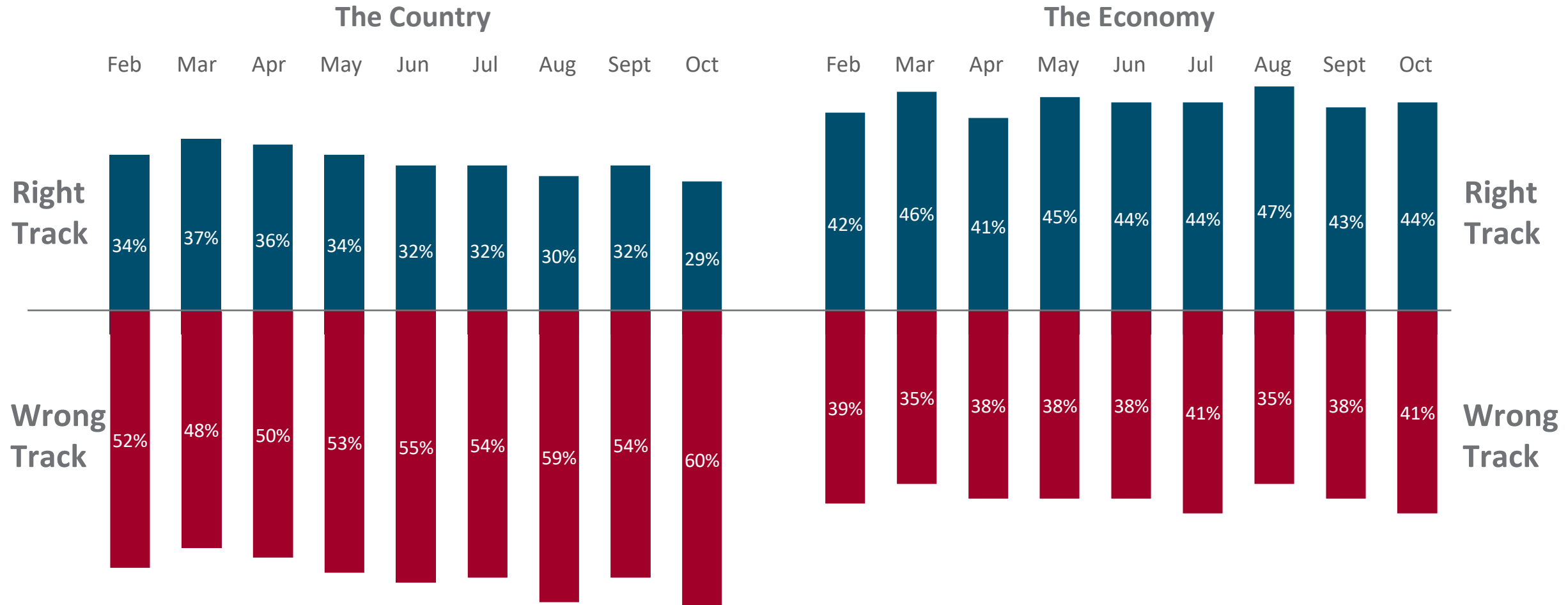
Results were weighted for age within gender, region, race/ethnicity, marital status, household size, income, employment, education, political party, and political ideology where necessary to align them with their actual proportions in the population. Propensity score weighting was also used to adjust for respondents' propensity to be online.

Pollsters Mark Penn, Prof. Stephen Ansolabehere, and Dritan Nesho supervised the poll.

ECONOMY

VOTERS ARE CONSISTENTLY MORE OPTIMISTIC ABOUT THE DIRECTION OF THE ECONOMY THAN THAT OF THE COUNTRY

Optimism in the direction of the country is now at the lowest point since February.



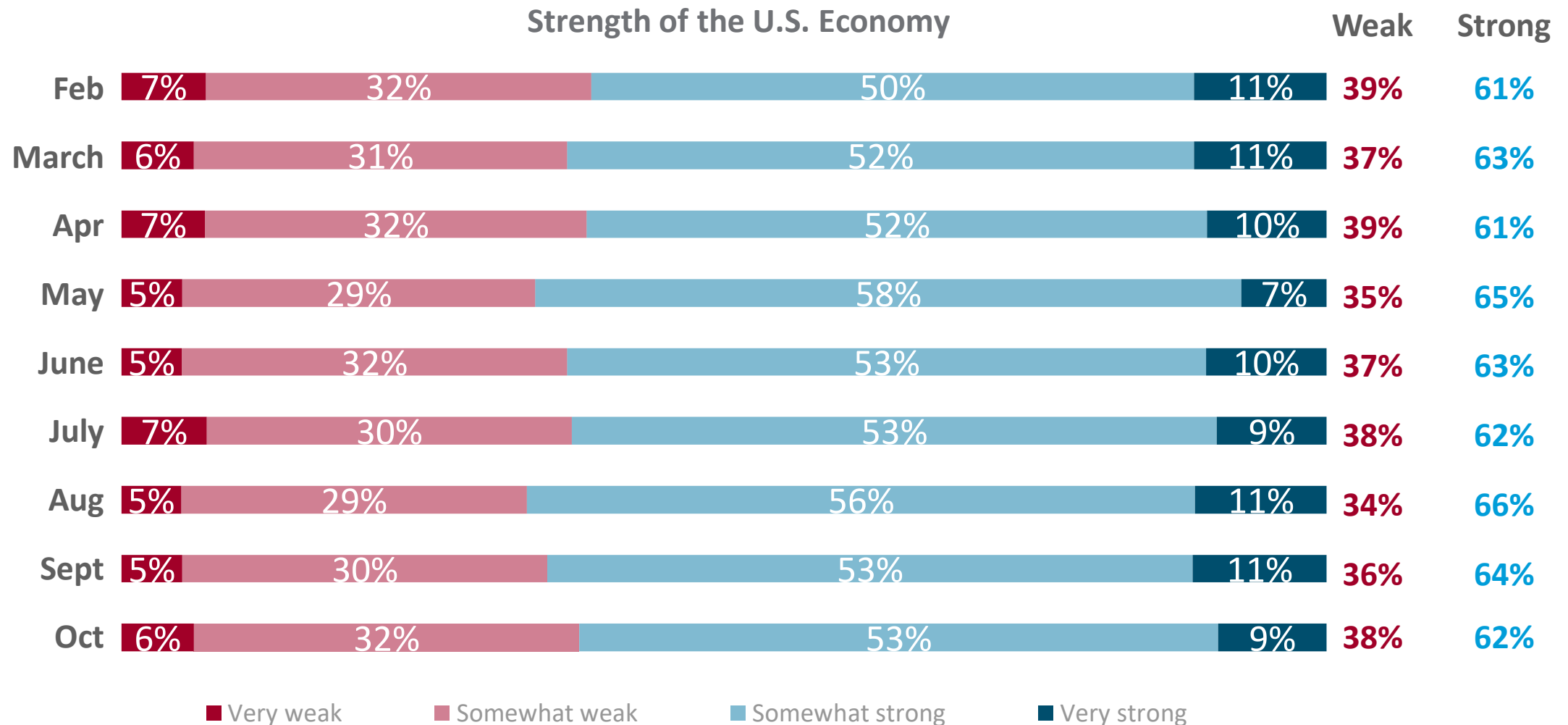
BASE: Registered Voters (February n=2148; March n= 2092; April n=2027; May n=2006, June n=2258, July n=2032; August n=2263; September n=2177; October n=2159)

M1. In general, do you think the country is on the right track or is it off on the wrong track?

M2. In general, do you think the American economy is on right track or is it off on the wrong track?

ALMOST 2 OUT OF 3 VOTERS TODAY SAY THE U.S. ECONOMY IS STRONG

About 1 in 10 categorize the U.S. economy as “very strong” while over half say “somewhat strong”.



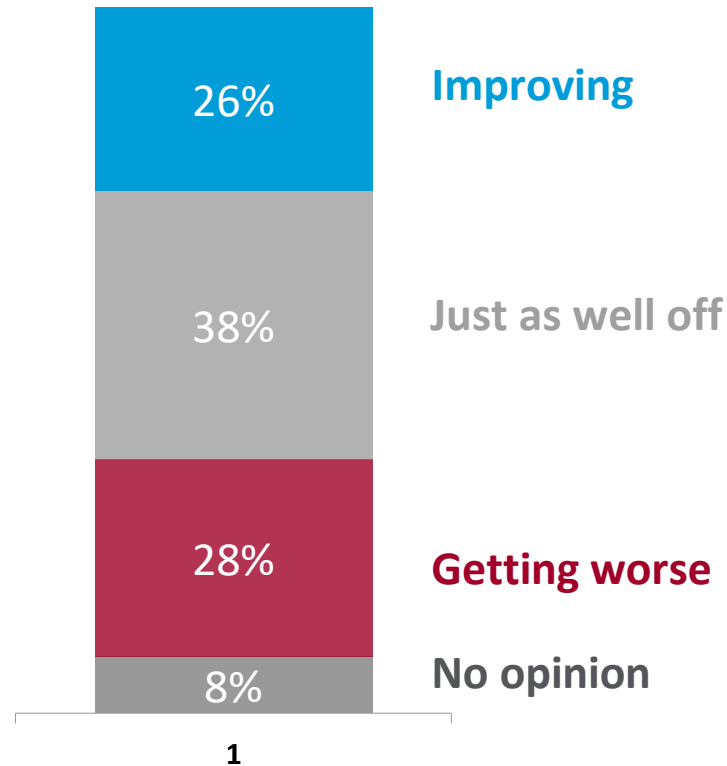
BASE: Registered Voters (February n=2148; March n= 2092; April n=2027; May n=2006; June n=2258; July n= 2032; August n=2263; September n=2177; October n=2159)

13. How strong do you think the U.S. economy is today?

MAJORITY OF VOTERS SEE THEIR FINANCIAL SITUATION AS STEADY OR IMPROVING

However voters are nearly split on whether they see it as improving or getting worse – around one quarter of respondents each.

Voters say their personal financial situation is...



BASE: Registered Voters (n=2159)

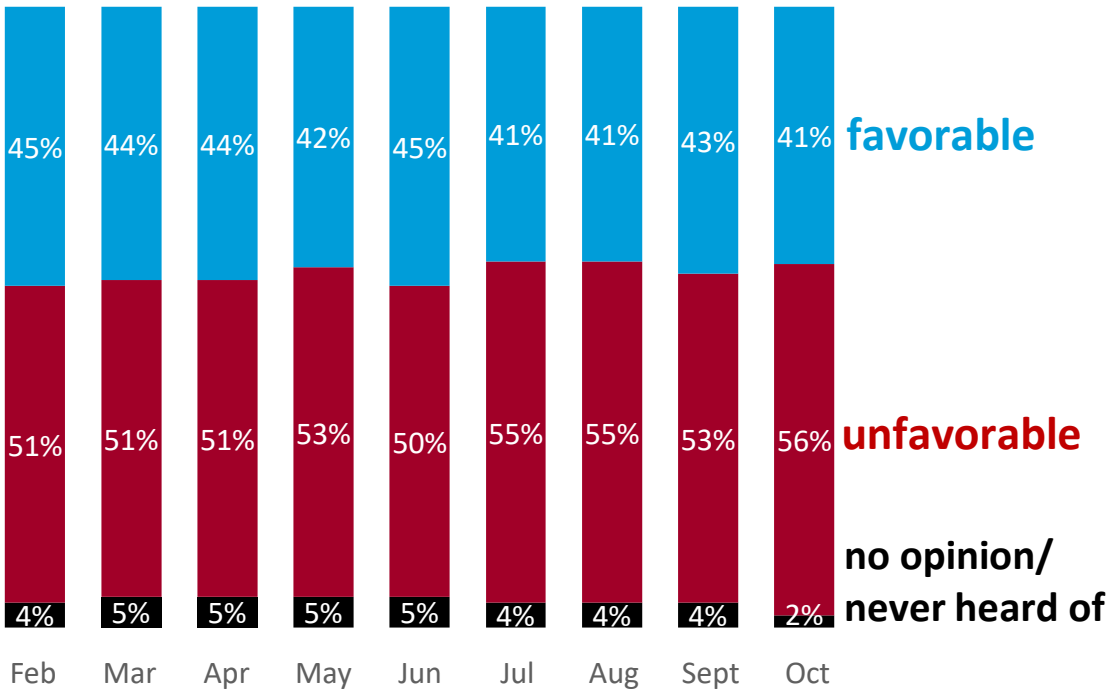
14. Would you say that your personal financial situation is improving or getting worse?

MOOD OF THE COUNTRY

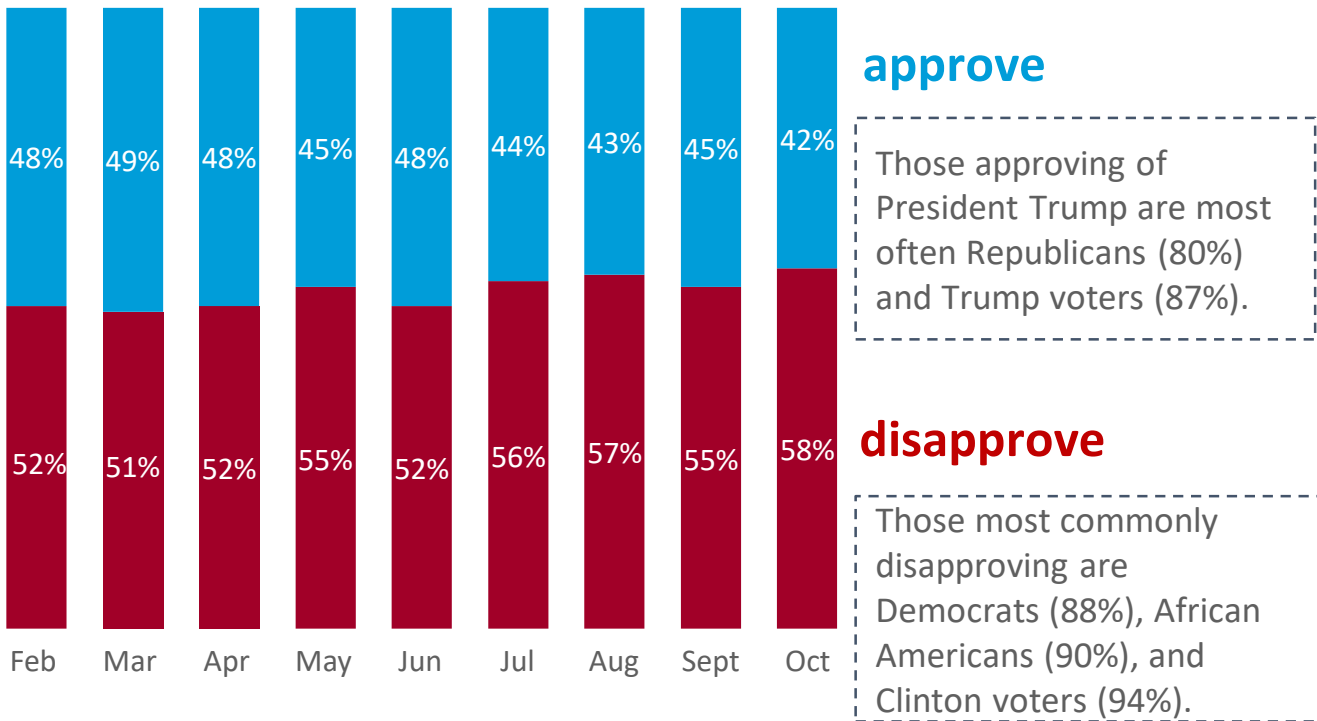
PRESIDENT TRUMP'S APPROVAL RATINGS AND FAVORABILITY DECLINE SLIGHTLY

About 2 in 5 registered voters say they have a favorable view of the President. Over 4 in 10 approve of the job he is doing.

Voters' view of President Trump is...



Looking at the job President Trump is doing, voters...



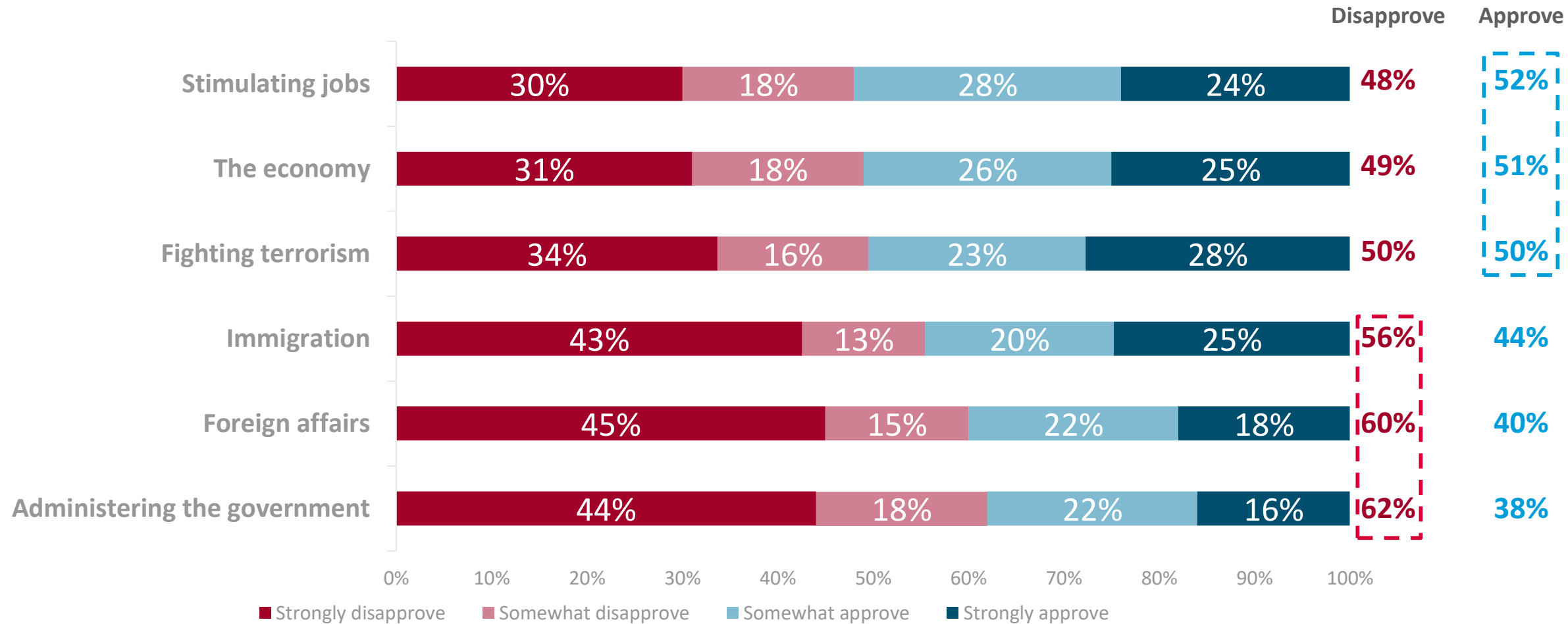
BASE: Registered Voters (February n=2148; March n= 2092; April n=2027, May n=2006, June n=2258, July n=2032, August n=2263; September n=2177; October n=2159)

M3. Do you approve or disapprove of the job Donald Trump is doing as President of the United States?

F1. Now we will show you some names. Please indicate if you have a favorable or unfavorable view of that person - or if you've never heard of them.

HALF OF VOTERS APPROVE OF THE JOB THE PRESIDENT IS DOING ON STIMULATING JOBS, THE ECONOMY, AND FIGHTING TERRORISM

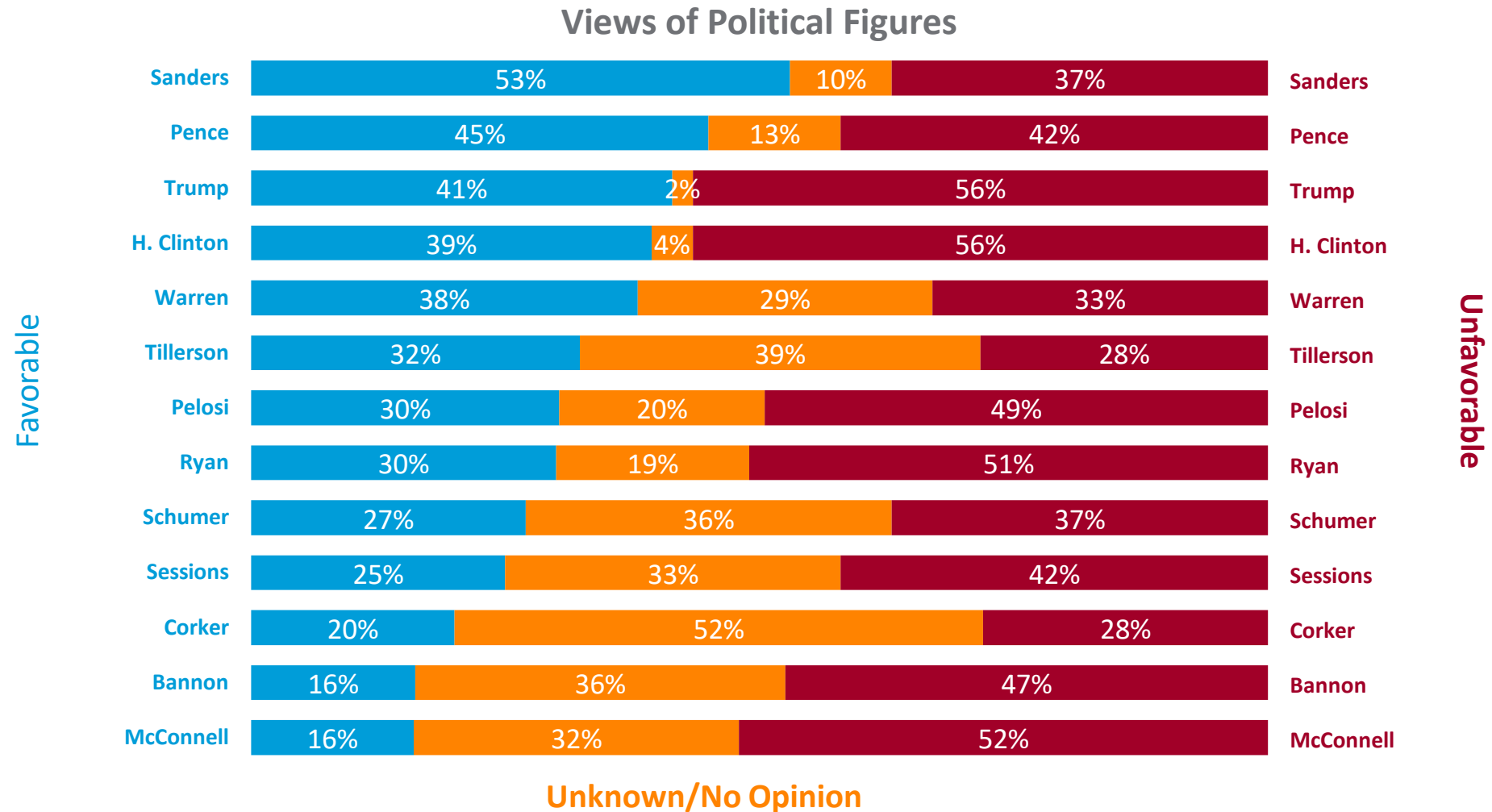
A majority of voters say they disapprove of the way President Trump handles immigration, foreign affairs, and administering the government.



BASE: Registered Voters (n=2159)
M3A. Do you approve or disapprove of the job President Trump is doing on ...?

JUST OVER 2 IN 5 VOTERS HAVE A FAVORABLE OPINION OF PRESIDENT TRUMP

Nearly half of voters have an unfavorable opinion of Bannon.



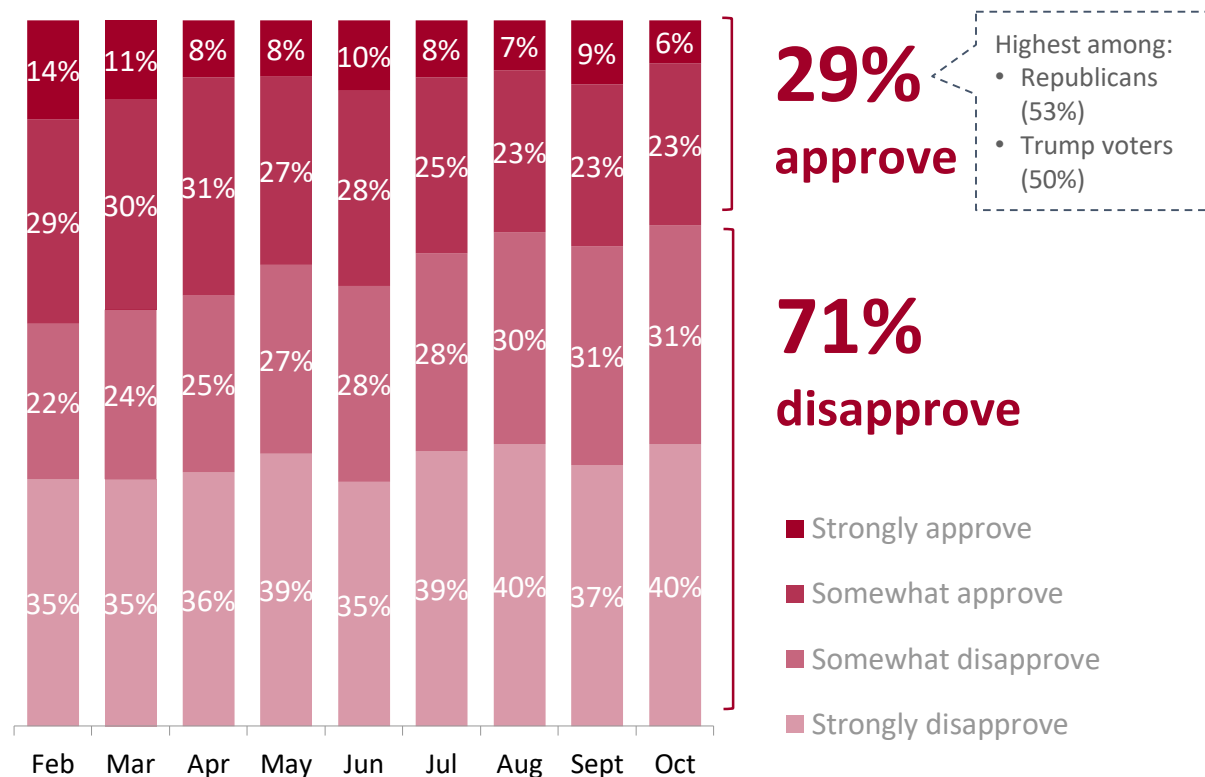
BASE: Registered Voters (n=2159)

F1 Now we will show you some names. Please indicate if you have a favorable or unfavorable view of that person - or if you've never heard of them.

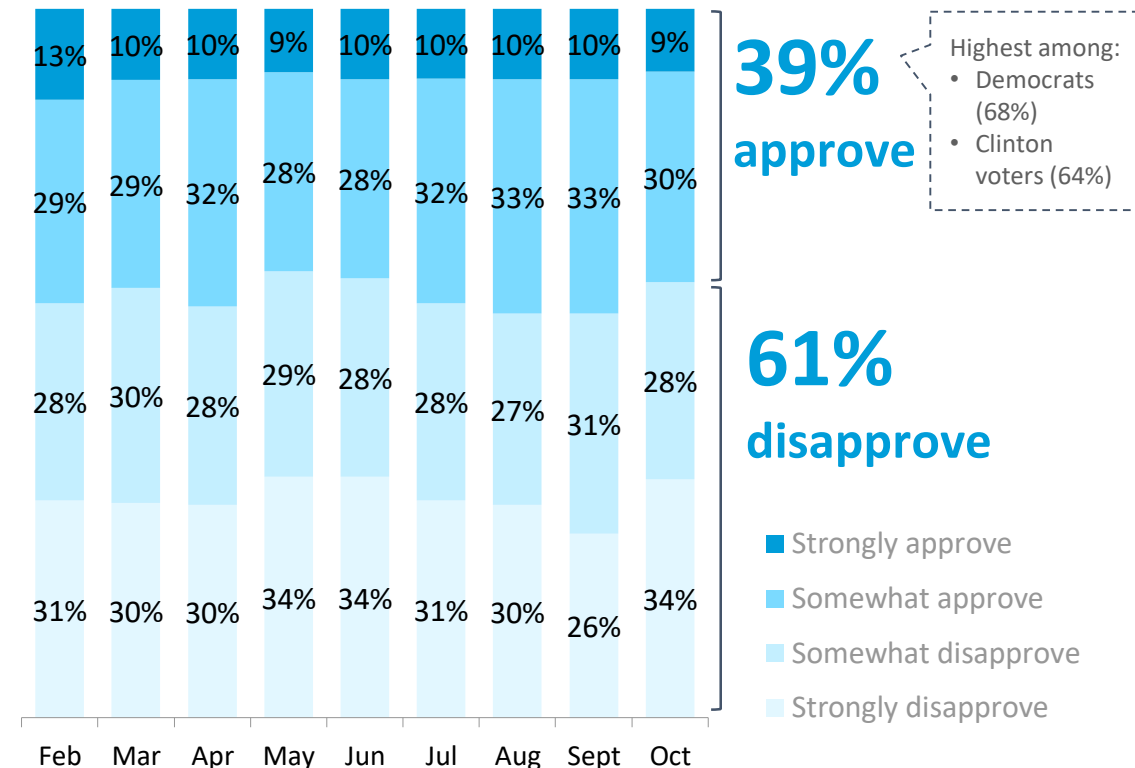
MAJORITY DISAPPROVES OF BOTH PARTIES; REPUBLICAN RATINGS REACH LOWEST POINT SINCE FEBRUARY

The Democratic party sees declines as well with just under 4 in 10 approving of the job they are doing.

Republican Party Job Approval Ratings



Democratic Party Job Approval Ratings



BASE: Registered Voters (February n=2148; March n=2092; April n=2027; May n=2006; June n=2,258; July n=2032; August n=2263; September n=2177; October n=2159)

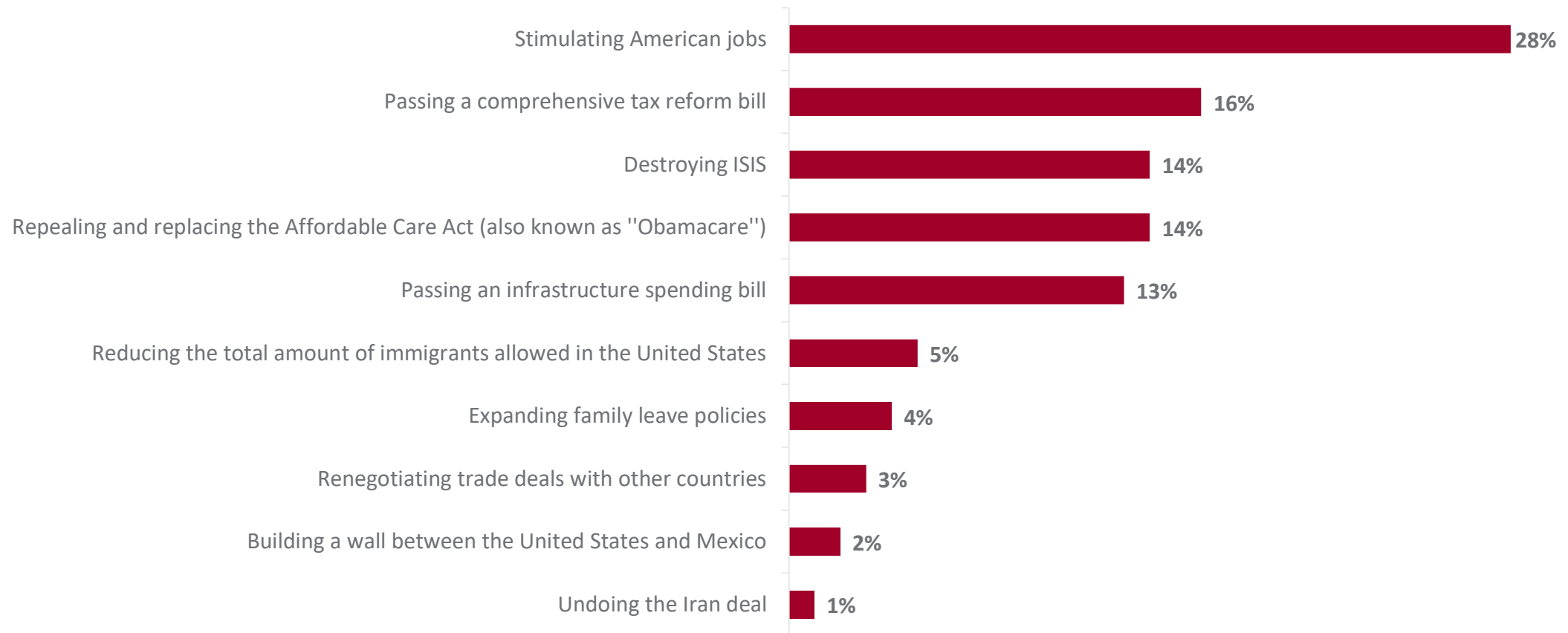
M4 Do you approve or disapprove of the way the Republican Party is handling its job?

M5 Do you approve or disapprove of the way the Democratic Party is handling its job?

NEARLY 3 IN 10 VOTERS THINK STIMULATING AMERICAN JOBS SHOULD BE THE TOP PRIORITY FOR PRESIDENT TRUMP

Over 1 in 10 feel the top priority should be passing tax reform, destroying ISIS, repealing/replacing ACA, or passing an infrastructure spending bill.

Voters think the top priorities for President Trump and Republicans in Congress should be...

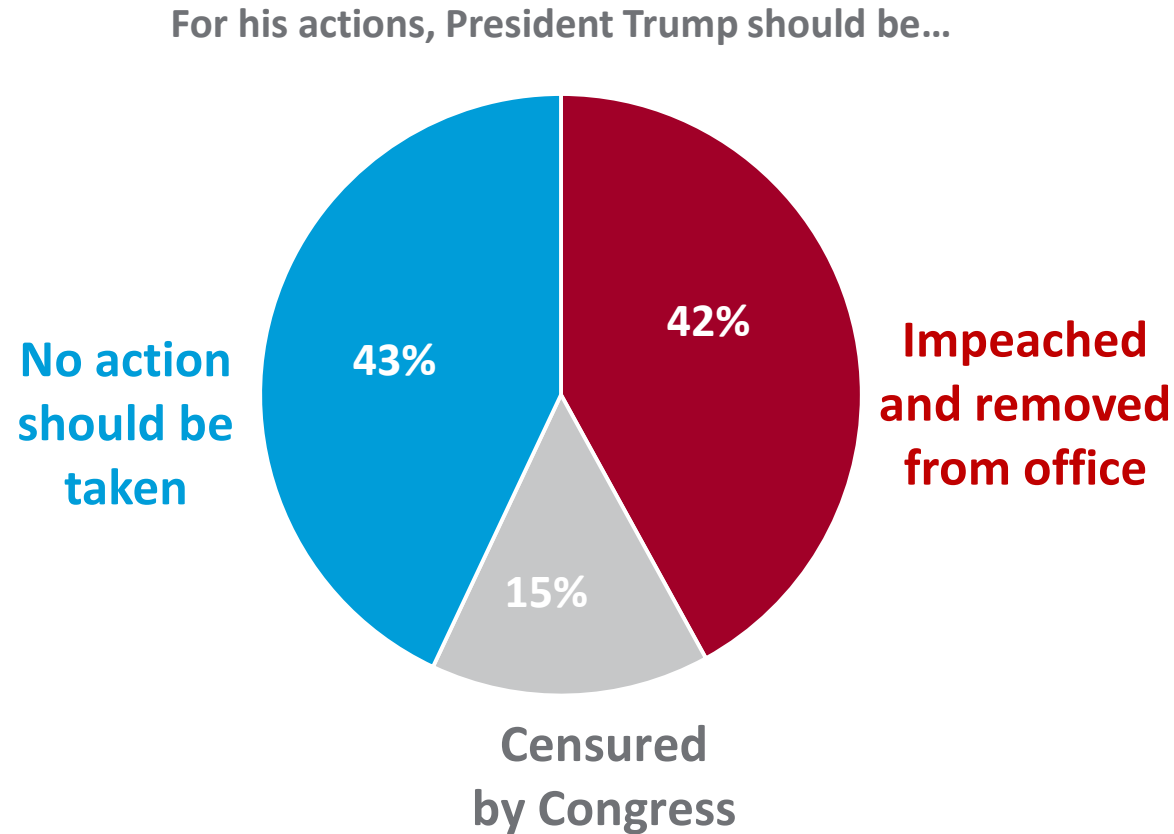


BASE: Registered Voters (n=2159)

M9. Which of the following should be the top priority for President Trump and Republicans in Congress?

VOTERS ARE SPLIT ON WHETHER PRESIDENT TRUMP SHOULD BE IMPEACHED OR NO ACTION SHOULD BE TAKEN

15% say the President should be censured by Congress.



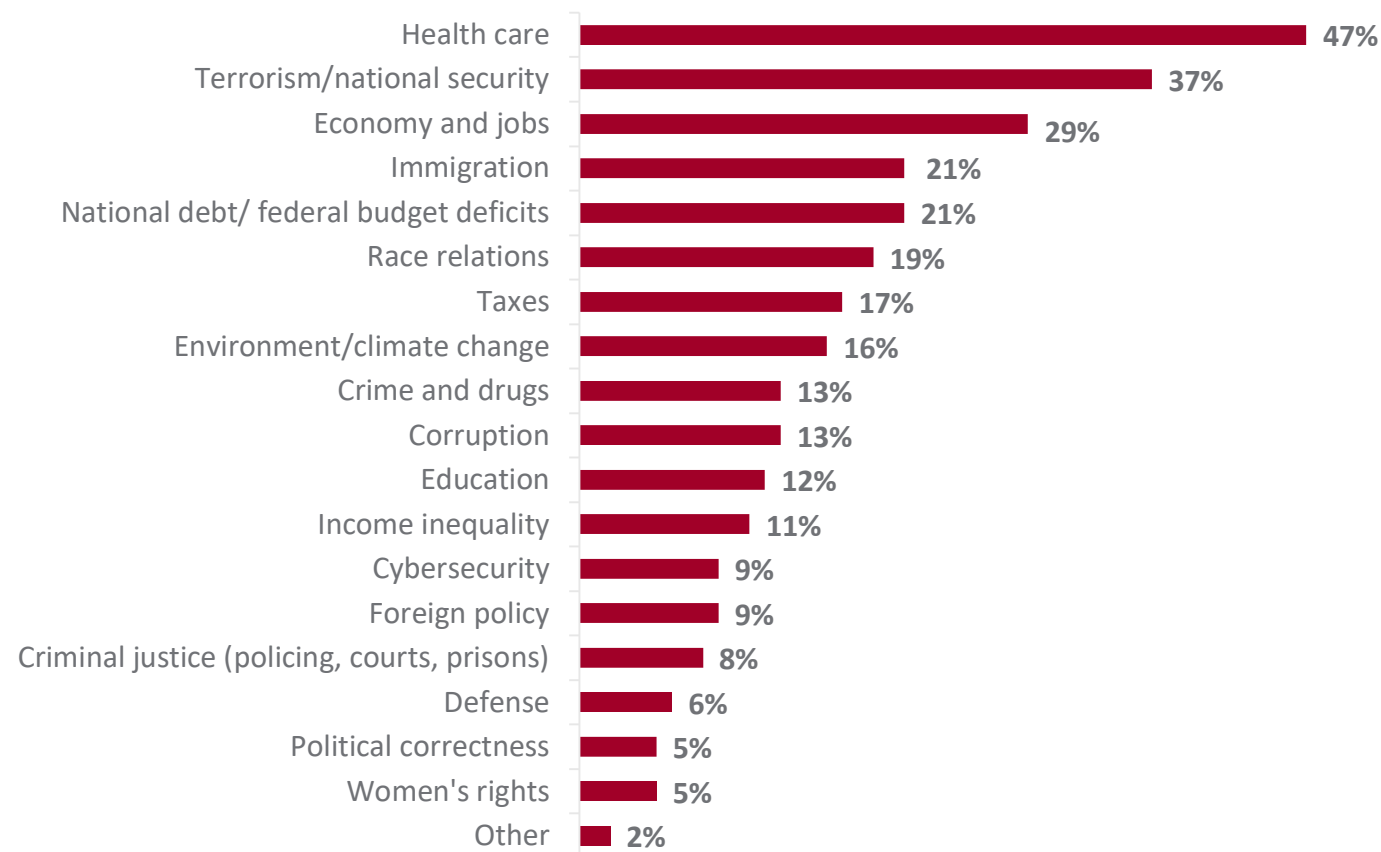
BASE: Registered Voters (n=2159)

M9B. Do you think that, for his actions, President Trump should be impeached and removed from office, censured by Congress, or no action should be taken?

NEARLY HALF OF VOTERS SAY HEALTHCARE IS AMONG THE MOST IMPORTANT ISSUES FACING THE COUNTRY TODAY

Over one third say the same of terrorism/national security, followed by about 3 in 10 who say economy and jobs.

Voters say the most important issues facing the country today are...



BASE: Registered Voters (n=2159)

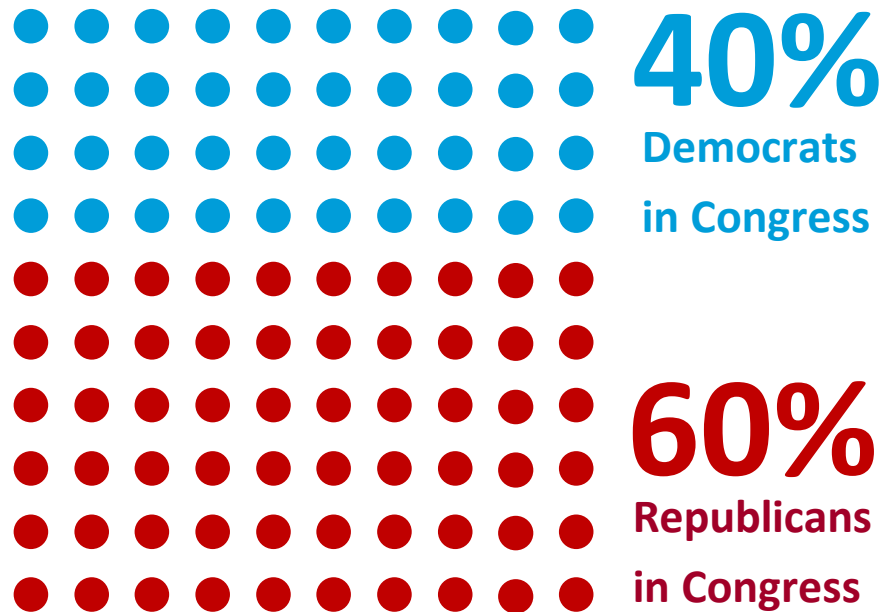
I1. What would you say are the most important issues facing the country today? Please select three.

LEGISLATION IN CONGRESS

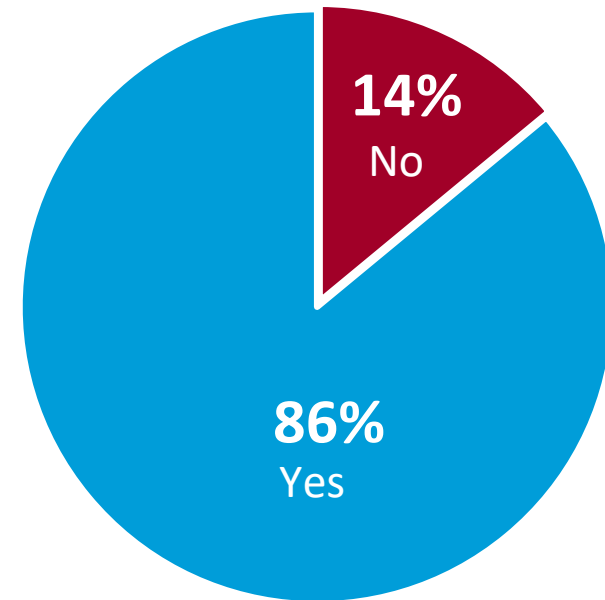
A MAJORITY OF VOTERS SAY REPUBLICANS IN CONGRESS ARE TO BLAME FOR MAJOR LEGISLATION NOT PASSING

Over 8 in 10 say President Trump should work with Democrats even if Republicans do not agree with him on major legislation.

The failure to get major legislation through Congress is the fault of...



On whether President Trump should work with Democrats even if he can't get Republicans to agree, voters say...



BASE: Registered Voters (n=2159)

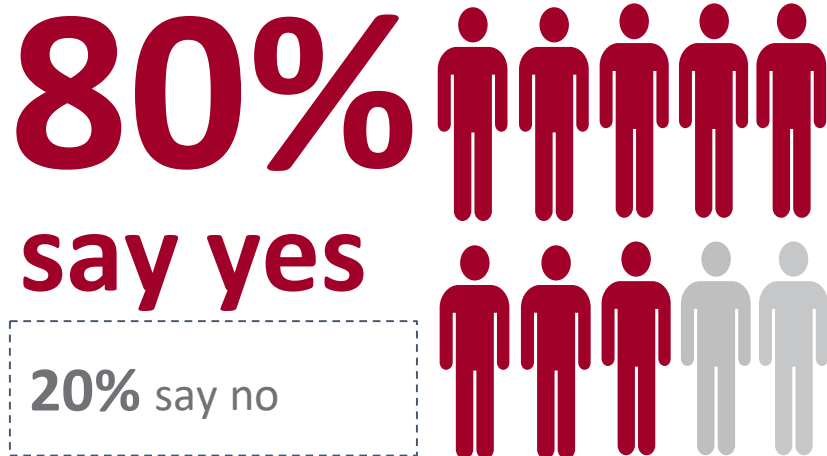
CE1 Do you think the failure to get major legislation through Congress is a failure of the Democrats in Congress or the Republicans in Congress?

CE2 Should President Trump work with the Democrats if he can't get the Republicans to agree with him on major legislation?

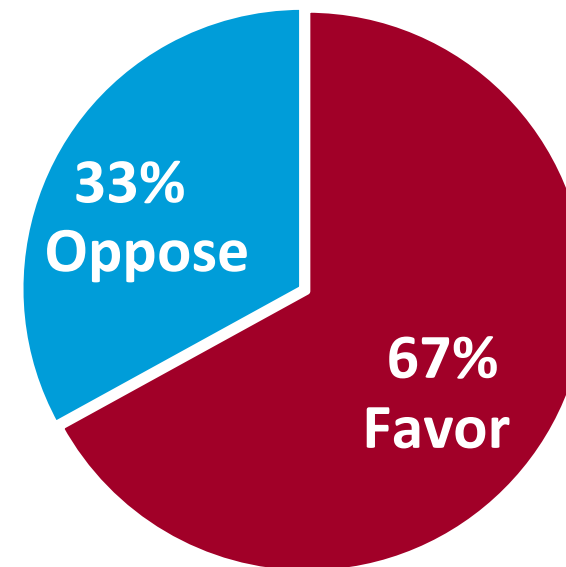
VOTERS FEEL DEMOCRATS SHOULD WORK WITH THE PRESIDENT, EVEN IF THEY NEED TO GIVE IN TO SOME OF HIS PRIORITIES

Two thirds of voters favor a law that gives work permits to “Dreamers.”

Should Democrats work with President Trump if they can succeed in getting major legislation through Congress, even if they need to give him some of his priorities?



A law that gives work permits to “Dreamers”, had tougher security, and required cities to let immigration authorities know about people they arrested, voters would...



BASE: Registered Voters (n=2159)

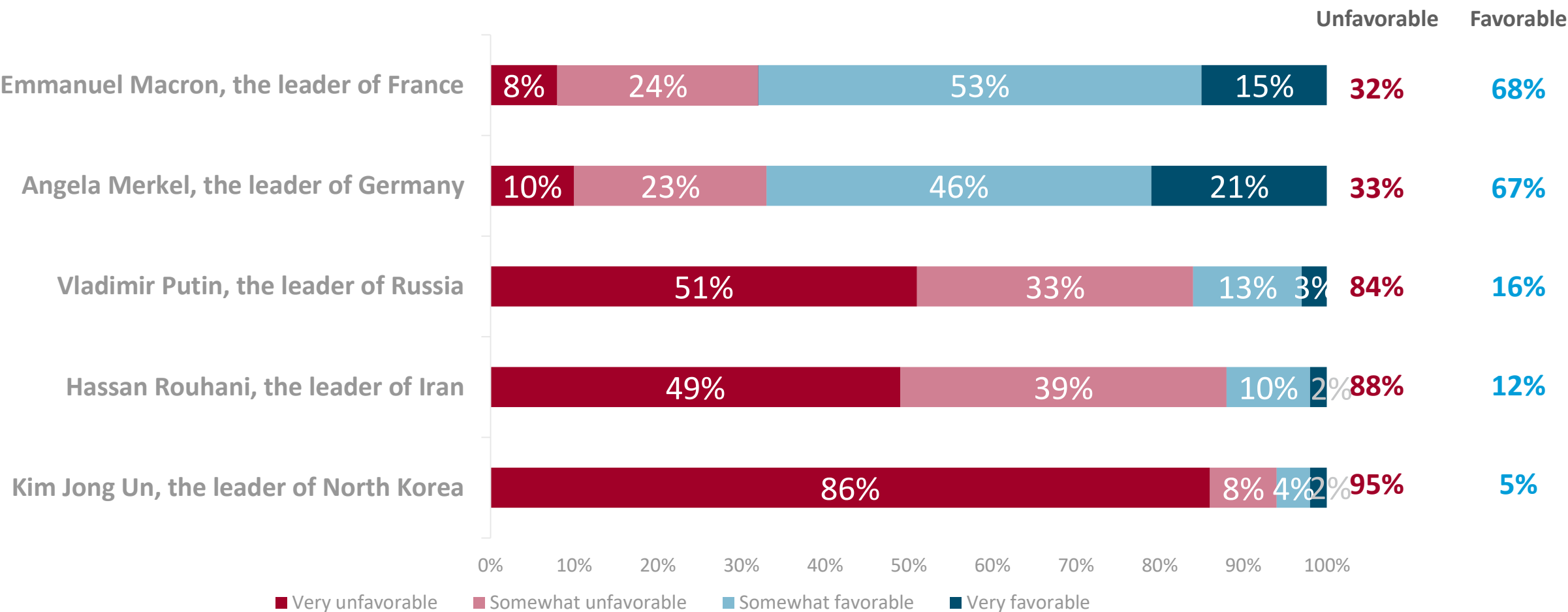
CE3 Should the Democrats work with President Trump if they can succeed in getting major legislation like Deferred Action for Childhood Arrival (DACA) or expanded healthcare through Congress, even if they need to give him some of his priorities like border security?

CE4 Would you favor or oppose a law that gave work permits to "Dreamers" (children who were brought to this country illegally by their parents), had tougher border security, and required cities to let immigration authorities know about people they arrested?

IRAN NUCLEAR DEAL

VOTERS HAVE AN UNFAVORABLE OPINIONS OF NORTH KOREAN, RUSSIAN, AND IRANIAN LEADERS

And favorable opinions of the leaders of France and Germany



BASE: Registered Voters (n=2159)
CE5 What is your opinion of each of the following world leaders?

A MAJORITY OF VOTERS FEEL THE IRAN NUCLEAR DEAL WAS BAD FOR THE COUNTRY

About 8 in 10 say the deal should have been a treaty that would have required Senate approval.

Voters say the Iran nuclear deal was...



Voters say the Iran deal should have been...

A treaty that would have required Senate approval



An agreement the President would sign on his own

BASE: Registered Voters (n=2159)

CE6 Do you think the Iran nuclear deal was a good deal or a bad deal for America?

CE7 Do you think the Iran deal should have been an agreement the President would sign on his own or a treaty that would have required Senate approval?

A MAJORITY OF VOTERS FEEL IRAN IS VIOLATING TERMS OF THE DEAL

The preferred course of action for most voters is to push to renegotiate the deal with improved verification mechanisms.

Voters feel Iran is...

Violating the terms of the nuclear accord

66%

34%

Following the terms of the nuclear deal

Voters' preferred course of action is to...

Keep the current deal in place and leave the issue alone for now

30%

70%

Push to renegotiate the deal now requesting improved verification mechanisms

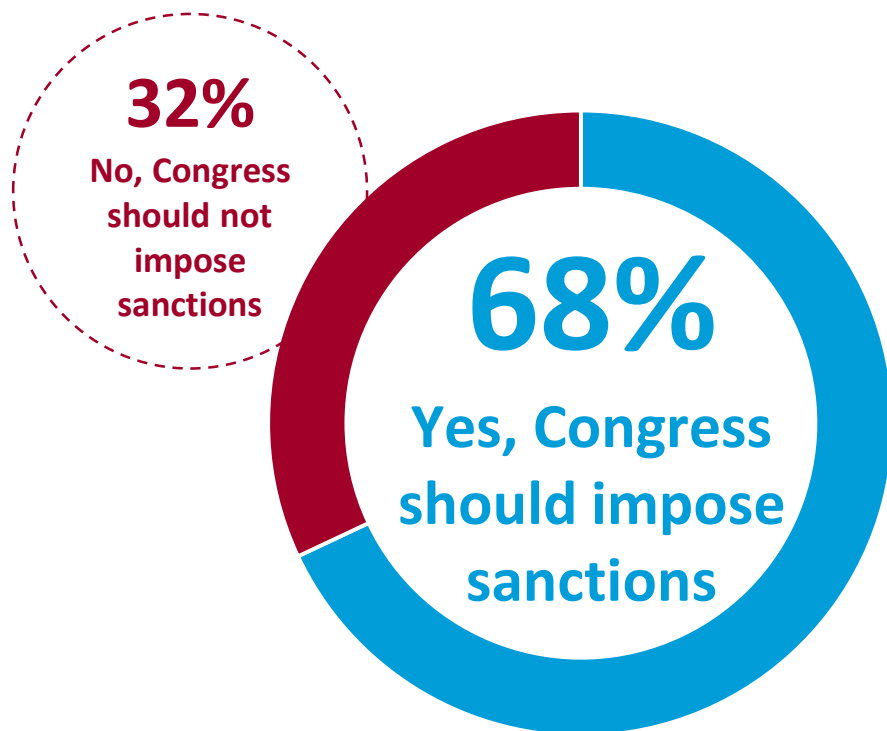
BASE: Registered Voters (n=2159)

CE8 Do you think Iran is following the terms of the nuclear deal or violating the terms of the nuclear accord?

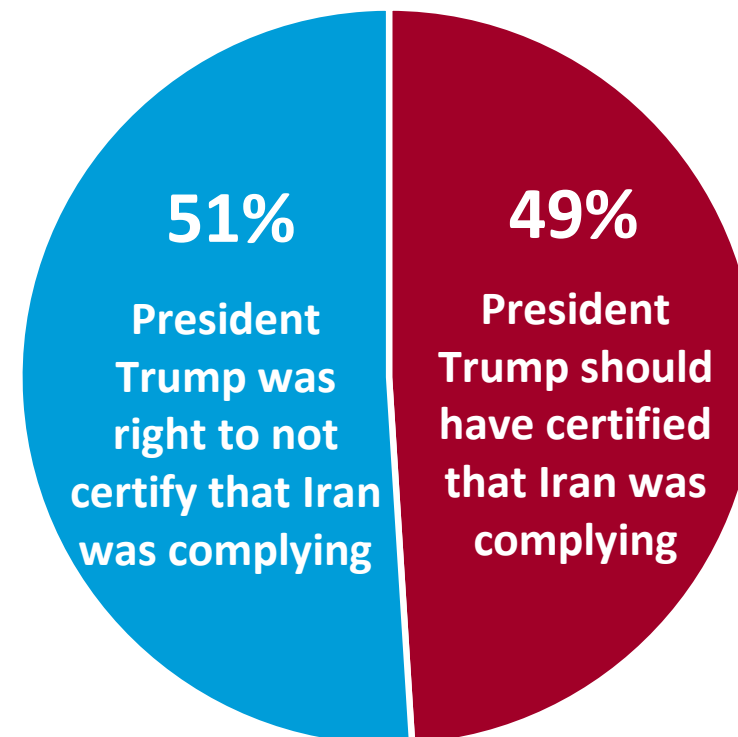
CE12 Some people say that the Iran nuclear deal is not perfect and the Iranians are building up their nuclear capability secretly, but we should not rock the boat now and just let it all slide along. Others say if Iranians are not compliant we have to call them out on it and push to renegotiate the deal with real verification. What would be your preferred course of action?

VOTERS ARE SPLIT ON WHETHER THE PRESIDENT WAS RIGHT TO NOT CERTIFY COMPLIANCE, AND A MAJORITY SAY CONGRESS SHOULD IMPOSE SANCTIONS ON IRAN

The President did not certify Iran's compliance.
Should Congress impose sanctions?



Should President Trump have certified that Iran was complying?



BASE: Registered Voters (n=2159)

CE9 Congress requires the President to certify that Iran is following the nuclear deal on a quarterly basis and can re-impose sanctions on Iran if the President does not certify compliance. The President did not certify compliance. Do you think Congress should impose sanctions on Iran or not?

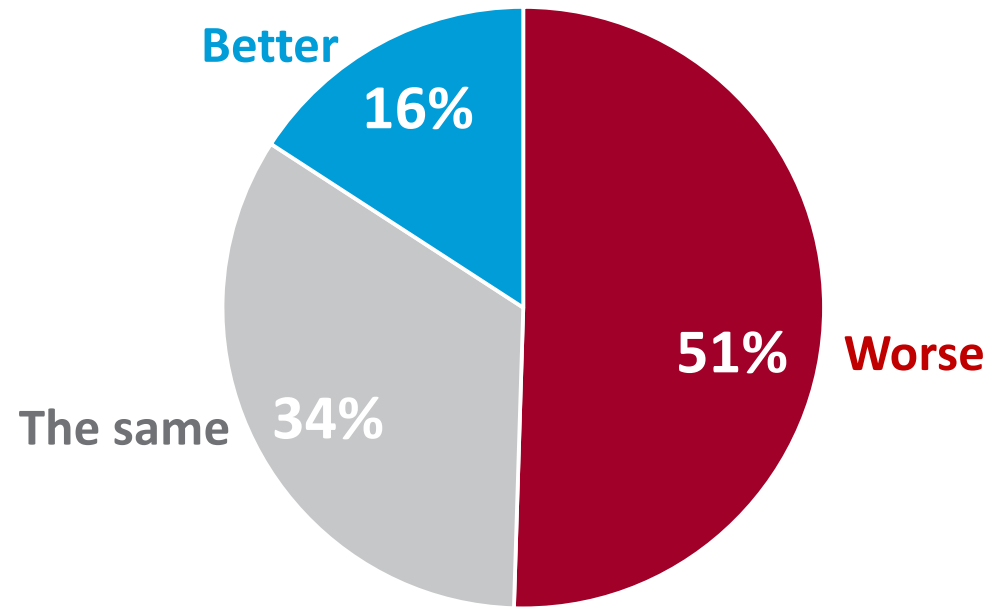
CE9A In decertifying the Iran deal, President Trump does not end the deal but Congress then has 60 days in which it can decide whether to end the deal by putting sanctions back on Iran. Do you think President Trump should have certified that Iran was complying with the deal or was he right to not certify that they were complying?

CURRENT AFFAIRS

HALF OF VOTERS FEEL THE HURRICANE MARIA DISASTER WAS HANDLED WORSE THAN OTHER RECENT DISASTERS

Just 16% say the disaster was handled better; one third say it was handled the same.

In comparison to other disasters, the Trump Administration handled the response to Hurricane Maria...

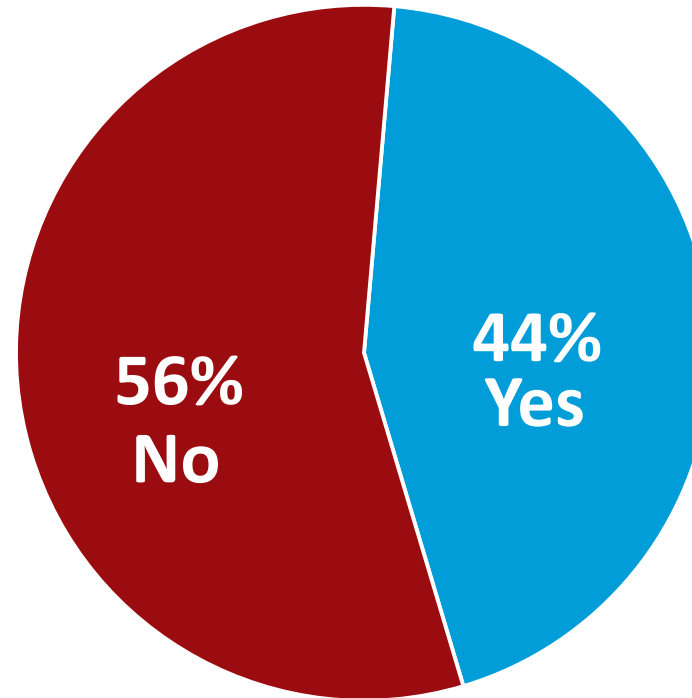


BASE: Registered Voters (n=2159)

CE27 Thinking now about the Trump administration's response to this season's hurricanes and natural disasters, do you think the Trump administration handled the response to Hurricane Maria and its impact on the island of Puerto Rico better, worse, or the same as its response to other disasters?

A SLIGHT MAJORITY OF VOTERS FEEL THE TRAGEDY IN LAS VEGAS COULD NOT HAVE BEEN PREVENTED BY STRONGER GUN SALE REGULATIONS

Could the recent shooting in Las Vegas could have been prevented by stronger gun sale regulations?



BASE: Registered Voters (n=2159)

CE28 Do you believe that the recent shooting in Las Vegas could have been prevented by stronger gun sale regulations?

MAJORITY OF VOTERS SAY NFL PLAYERS SHOULD STAND FOR THE NATIONAL ANTHEM

Should NFL players stand for the national anthem or be allowed to kneel or protest?

NFL players should be allowed to kneel or protest during the national anthem

43%

57%

NFL players should stand for the national anthem

A MAJORITY OF VOTERS FEEL SEXUAL ABUSE IS WIDESPREAD IN HOLLYWOOD

Is sexual abuse widespread in Hollywood or are there just a few bad individuals like Harvey Weinstein?

There are just a few bad individuals in Hollywood, like Harvey Weinstein

30%

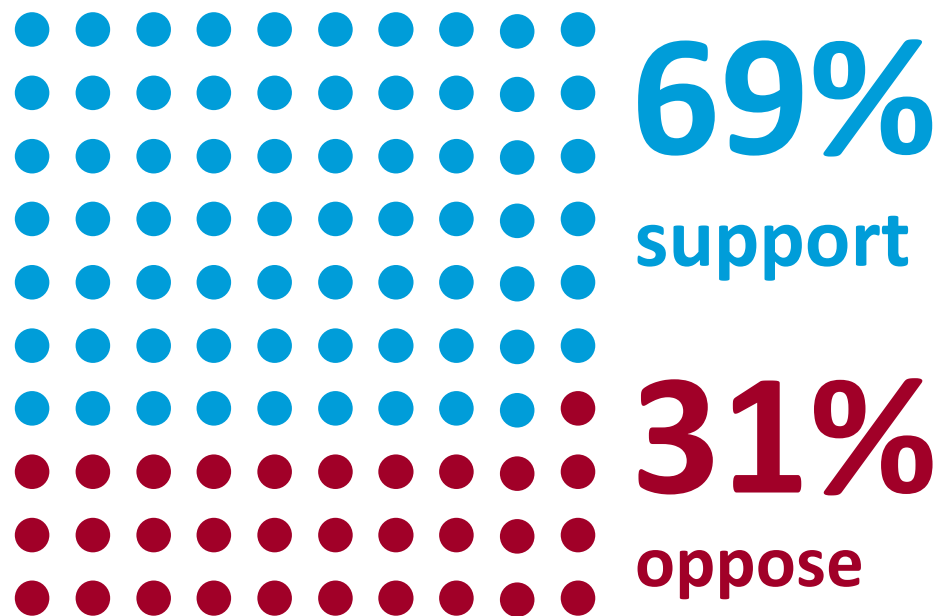
70%

Sexual abuse is widespread in Hollywood


VOTERS SUPPORT ALLOWING BUSINESSES TO FORM GROUPS THAT CAN SOLICIT HEALTHCARE BIDS

Voters are largely split on whether they support or oppose the \$7 billion a year in subsidies that the Obama administration was paying.

Attitude towards allowing businesses to form groups that can solicit healthcare bids from insurance companies in many states



Attitude towards the \$7 billion a year in subsidies the Obama administration was paying, in addition to the individual subsidies people receive



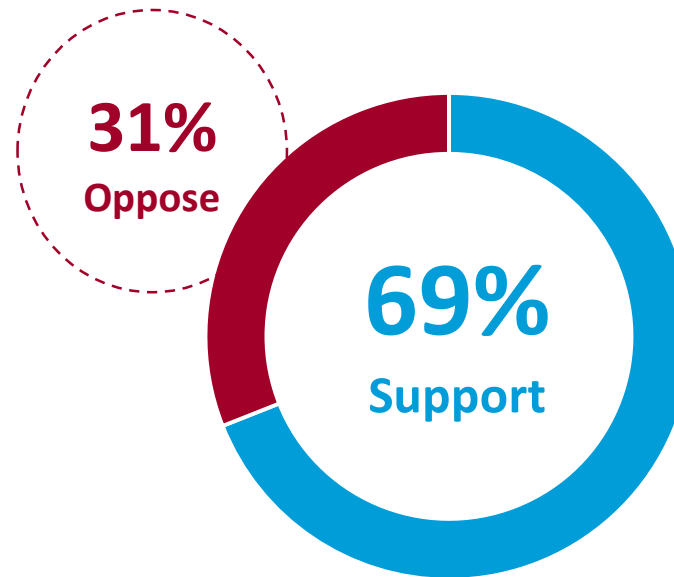
BASE: Registered Voters (n=2159)

CE30a Do you support or oppose allowing businesses to form groups that can solicit healthcare bids from insurance companies in many states?

CE31x1 The Obama administration was paying \$7 billion a year in subsidies. Do you support or oppose the \$7 billion in subsidies that the Obama administration was paying the insurance companies in addition to the individual subsidies to people receive?

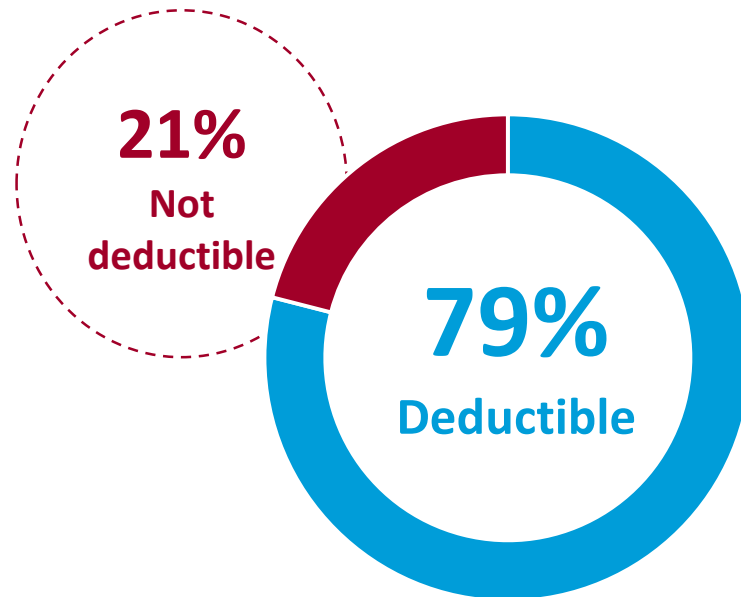
NEARLY 7 IN 10 VOTERS SUPPORT THE TAX PLAN PRESENTED

Attitude towards a tax plan that would increase the standard deduction, reduce the rates, cut some deductions, reduce business taxes, and encourage companies to bring home their off-shore profits

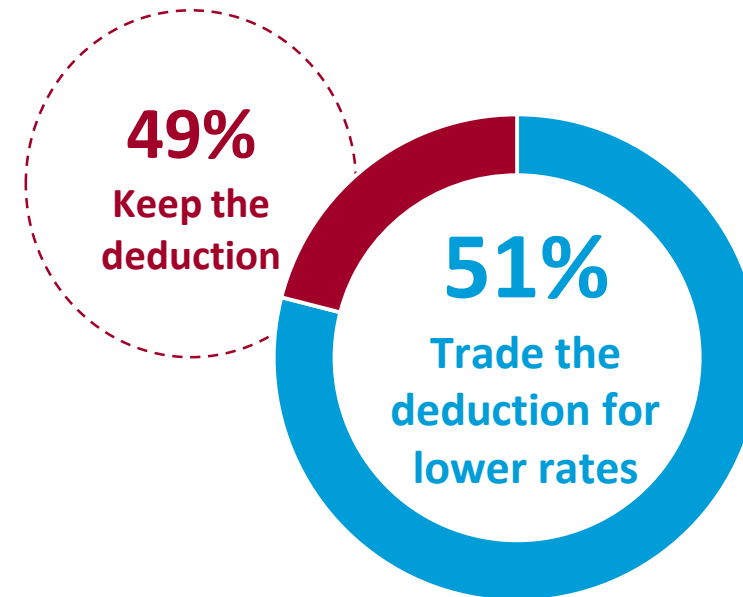


A MAJORITY OF VOTERS FEEL STATE AND LOCAL TAXES SHOULD BE DEDUCTIBLE; SPLIT ON WHETHER THEY WOULD KEEP THE DEDUCTION OR PREFER TO TRADE IT FOR LOWER RATES

State and local taxes should be...



On state and local tax deductions, voters would rather...



BASE: Registered Voters (n=2159)

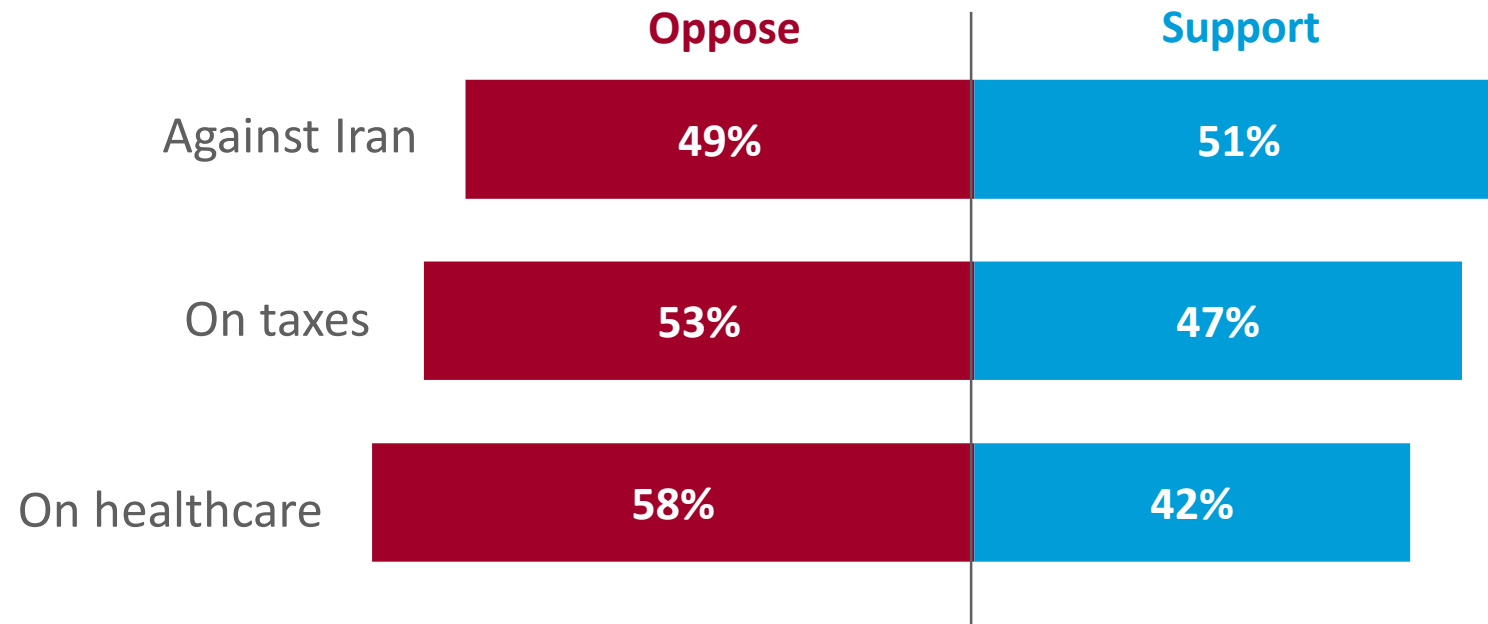
CE33 Do you think state and local taxes should be deductible or not deductible?

CE33a Would you favor keeping the deduction of state and local taxes or would you trade that deduction in for lower rates?

VOTERS ARE SPLIT IN THEIR SUPPORT FOR WHAT PRESIDENT TRUMP IS DOING AGAINST IRAN

A slight majority oppose what the President is doing on taxes and on healthcare.

Voters' attitudes towards what President is doing...



BASE: Registered Voters (n=2159)

CE34a Do you support or oppose what President Trump is doing against Iran?

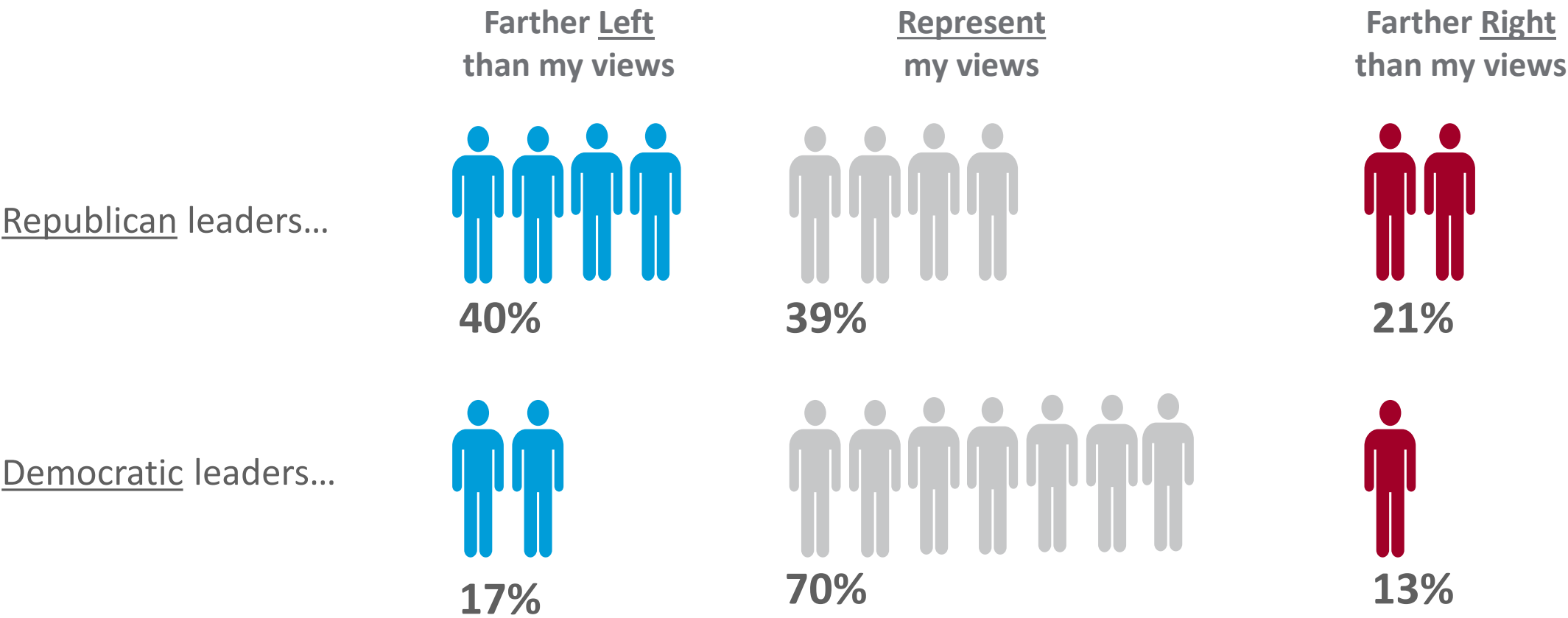
CE35a Do you support or oppose what President Trump is doing on healthcare?

CE36a Do you support or oppose what President Trump is doing on taxes?

PARTISAN VIEWS

DEMOCRATIC CONGRESSIONAL LEADERS ARE SEEN AS MORE IN LINE WITH THEIR VOTERS THAN REPUBLICANS ARE WITH THEIR BASE

Republican voters say the party is too far left at about the same rate as they say it aligns with their views.



BASE: Democrats (n=740)

CE13 Do you feel that Democratic leaders in Congress represent your views, are farther to the left than your views, or are farther to the right than your views?

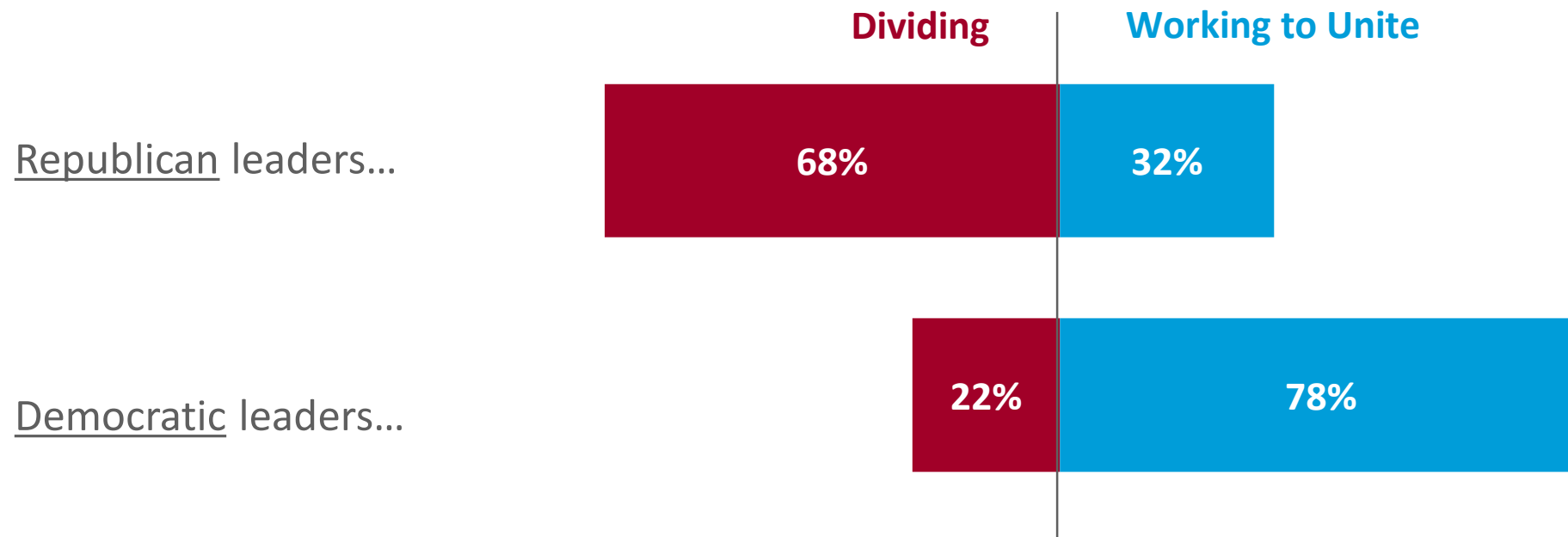
BASE: Republicans (n=590)

CE18 Do you feel that Republican leaders in Congress represent your views, are farther to the left than your views or are farther to the right than your views?

A CLEAR MAJORITY OF DEMOCRATS SEE PARTY LEADERS AS WORKING TO UNITE THE PARTY

However, Republican Congressional leaders are seen as dividing the party.

Are leaders in Congress dividing or working to unite the party?



BASE: Democrats (n=740)

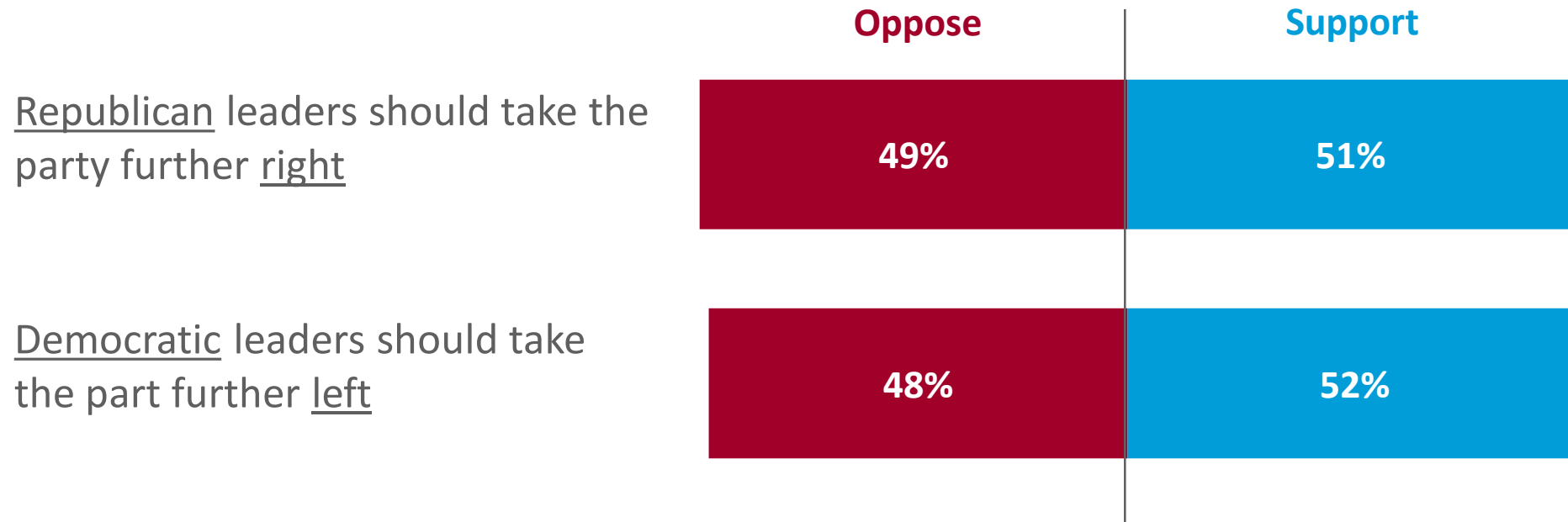
CE14 Do you feel that Democratic leaders in Congress are working to unite the party or are they dividing the party?

BASE: Republicans (n=590)

CE19 Do you feel that Republican leaders in Congress are working to unite the party or are they dividing the party?

REPUBLICANS AND DEMOCRATS ARE BOTH SPLIT ON WHETHER THEIR PARTIES SHOULD MOVE AWAY FROM THE CENTER

About equal numbers of Republicans and Democrats oppose and support taking the parties further to the right (R) or left (D).



BASE: Democrats (n=740)

CE15 Do you support or oppose movements within the Democratic Party to take it even further to the left and oppose the current Democratic leaders?

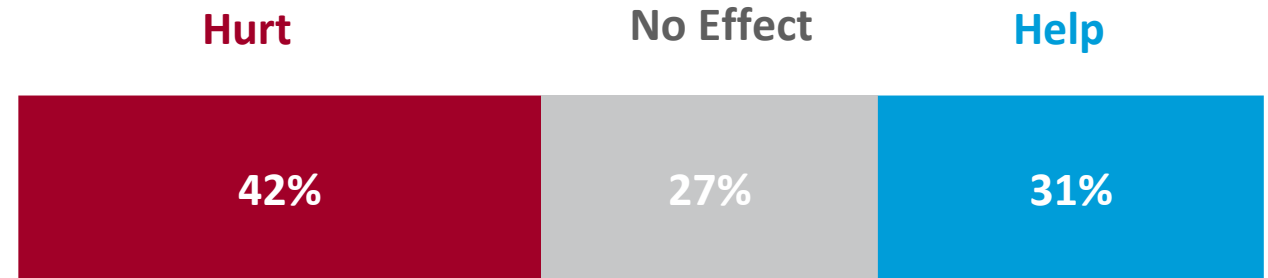
BASE: Republicans (n=590)

CE20 Do you support or oppose movements within the Republican Party to take it even further to the right and oppose the current Republican leaders?


SIMILARLY, MEMBERS OF BOTH PARTIES ARE SPLIT ON WHETHER THE FAR-REACHES WILL HAVE AN IMPACT ON THE NEXT ELECTION

Slightly more of both Republicans and Democrats believe the further-leaning parts of their parties will hurt them at the polls.

Effect of right-leaning movements on Republicans' chance to win the next elections



Effect of left-leaning movements on Democrats' chance to win the next elections



BASE: Democrats (n=740)

CE16 Do you think these left-leaning movements will help, hurt, or have no effect on the chances of Democrats to win the next elections?

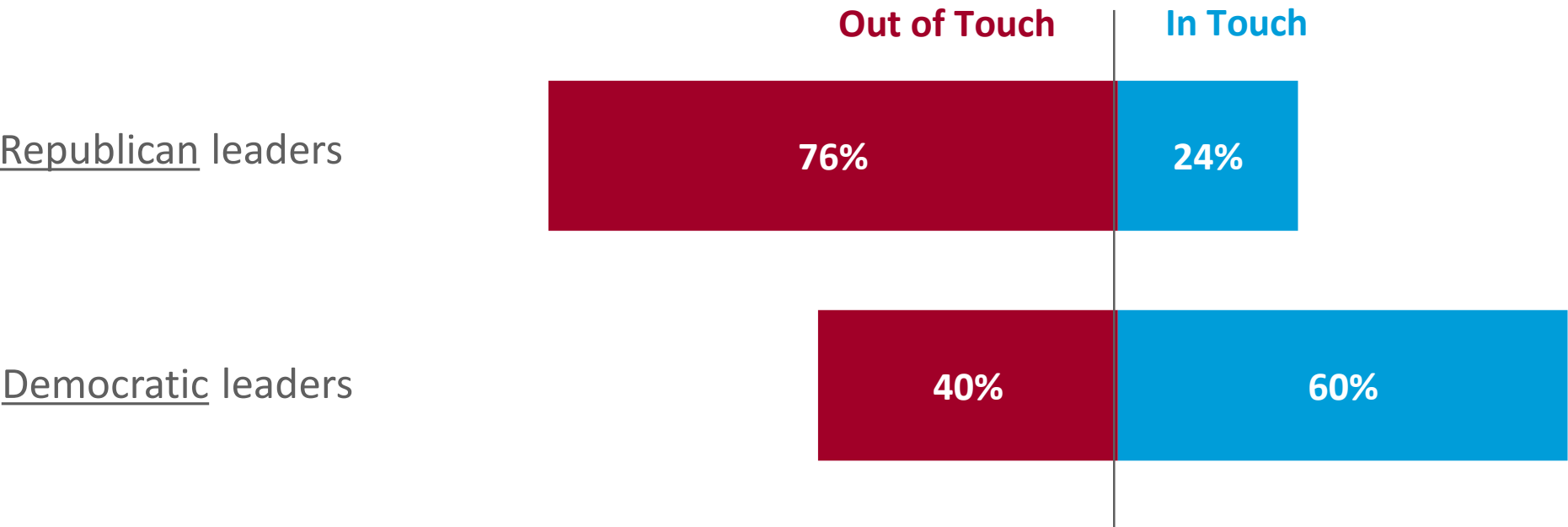
BASE: Republicans (n=590)

CE21 Do you think these right-leaning movements will help, hurt, or have no effect on the chances of Republicans to win the next elections?

A CLEAR MAJORITY OF REPUBLICANS BELIEVE THEIR CONGRESSIONAL LEADERS ARE OUT OF TOUCH WITH REPUBLICAN VOTERS

In contrast, most Democrats say Democrats in Congress are in touch with voters.

Are leaders in Congress out of touch or in touch with voters of their party?



BASE: Democrats (n=740)

CE22 Do you think the Democrat leaders in Congress are in touch or out of touch with Democrat voters?

BASE: Republicans (n=590)

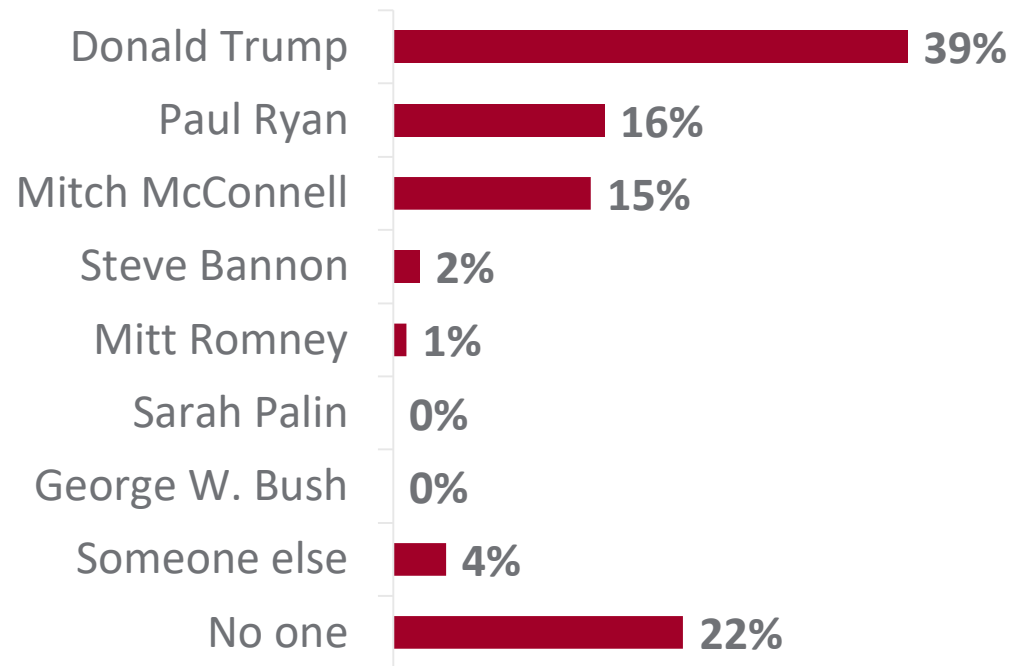
CE22A Do you think the Republican leaders in Congress are in touch or out of touch with Republican voters?

PRESIDENT TRUMP IS VIEWED AS THE LEADER OF THE REPUBLICAN PARTY WHILE THERE IS NO CLEAR LEADER AMONG DEMOCRATS

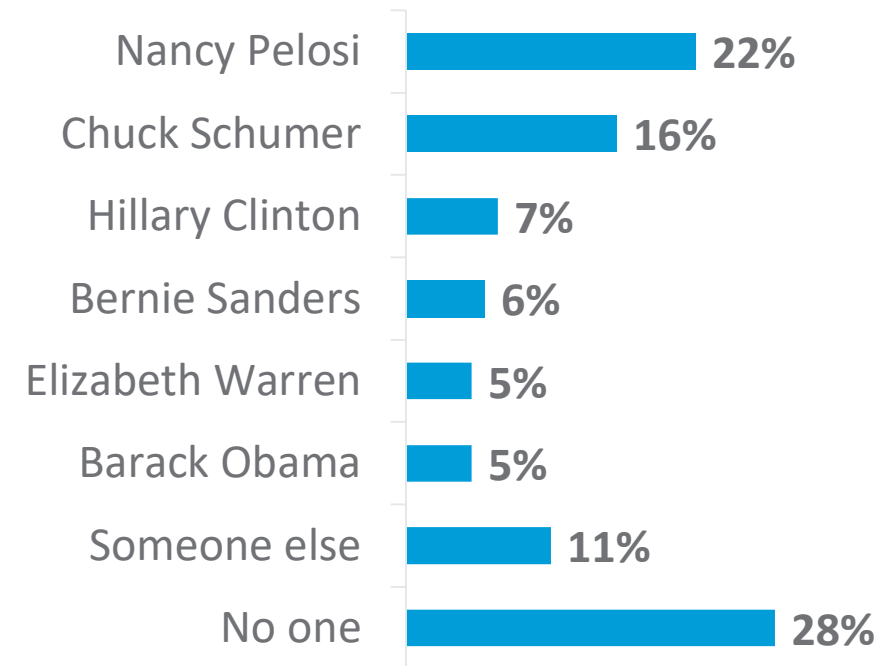
Nancy Pelosi and Chuck Schumer are most often selected as the top Democratic leader, but neither are seen as the party leader by more than 1 in 4 Democrats.

Who is the leader of the party now?

Republican party



Democratic party



BASE: Democrats (n=740)

CE17 Who is the leader of the Democratic Party now?

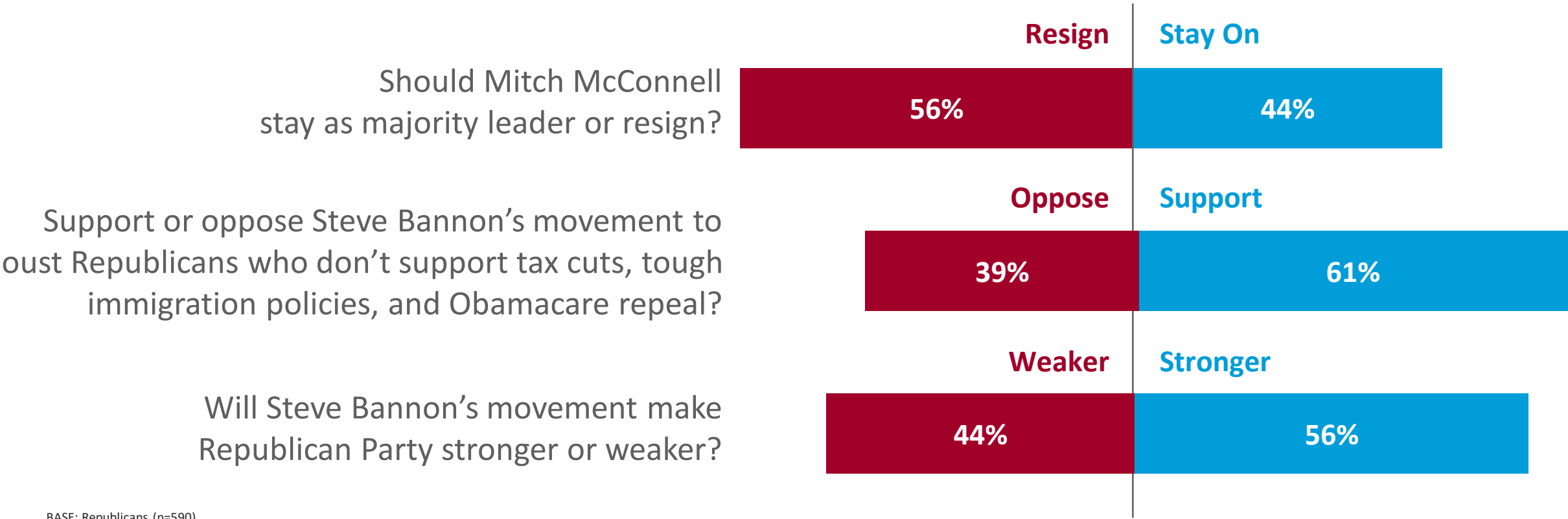
BASE: Republicans (n=590)

CE26 Who is the leader of the Republican Party now?

REPUBLICANS ARE SLIGHTLY LEANING TOWARDS BANNON’S VERSUS MCCONNELL'S VISION FOR THE PARTY

A small majority say McConnell should resign, support Bannon’s efforts to oust Republicans who don’t share his views on tax cuts, immigration, and Obamacare, and believe Bannon’s movement will make the party stronger.

Republican Attitudes



BASE: Republicans (n=590)
CE23 Do you think Mitch McConnell should stay on or resign as majority leader?
CE24 Do you support or oppose Steve Bannon's movement to oust Republicans who fail to support tax cuts, tough immigration policies, and the repeal of Obamacare?
CE25 Do you think Steve Bannon's movement will make the Republican Party stronger or weaker?

DEMOGRAPHICS

DEMOGRAPHICS

	<i>Base</i>	<i>n=2159</i>
AGE*		
18-34		24%
35-49		25%
50-64		30%
65+		21%
GENDER*		
Male		47%
Female		53%
EDUCATION*		
Less than high school degree		6%
High school degree to less than 4 year college degree		59%
4 year college degree or more		35%

	<i>Base</i>	<i>n=2159</i>
RACE/ETHNICITY*		
White		66%
Black/African American		12%
Hispanic		13%
Asian		5%
Other		4%

	<i>Base</i>	<i>n=2159</i>
POLITICAL PARTY*		
Democrat		36%
Republican		32%
Independent		28%
Other		4%
LOCALE		
Urban		26%
Suburban		53%
Rural		21%
POLITICAL IDEOLOGY*		
Liberal		27%
Moderate		41%
Conservative		32%