

# HARVARD HARRIS POLL



Field Date: May 18-20, 2017

## SURVEY METHOD

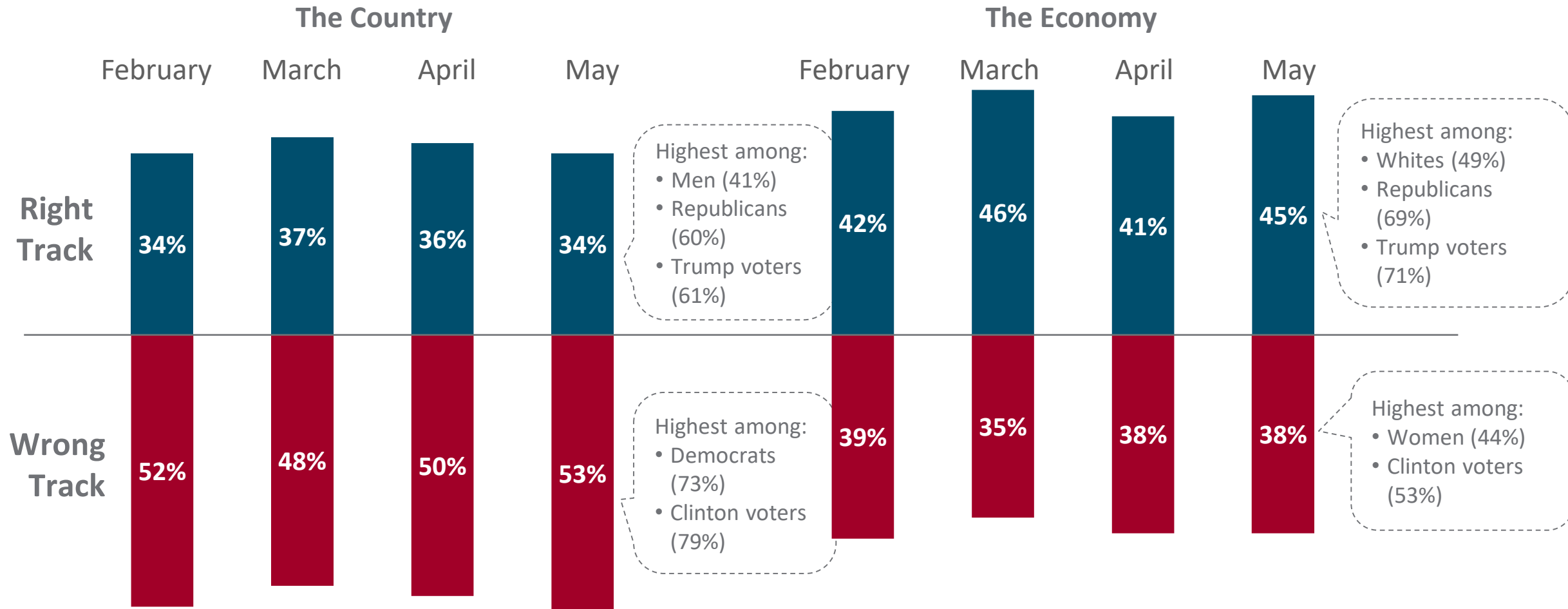
This survey was conducted online within the United States between **May 18-20, 2017** among **2,006 registered voters** by **The Harris Poll**.

Results were weighted for age within gender, region, race/ethnicity, marital status, household size, income, employment, and education where necessary to align them with their actual proportions in the population. Propensity score weighting was also used to adjust for respondents' propensity to be online.

*Pollsters Mark Penn, Prof. Stephen Ansolabehere, and Dritan Nesho supervised the poll.*

# VOTERS CONSISTENTLY FEEL THE ECONOMY IS ON THE RIGHT TRACK MORE SO THAN THE COUNTRY

Over one third of voters feel the country is on the right track, compared to more than 2 in 5 who say the same for the economy.



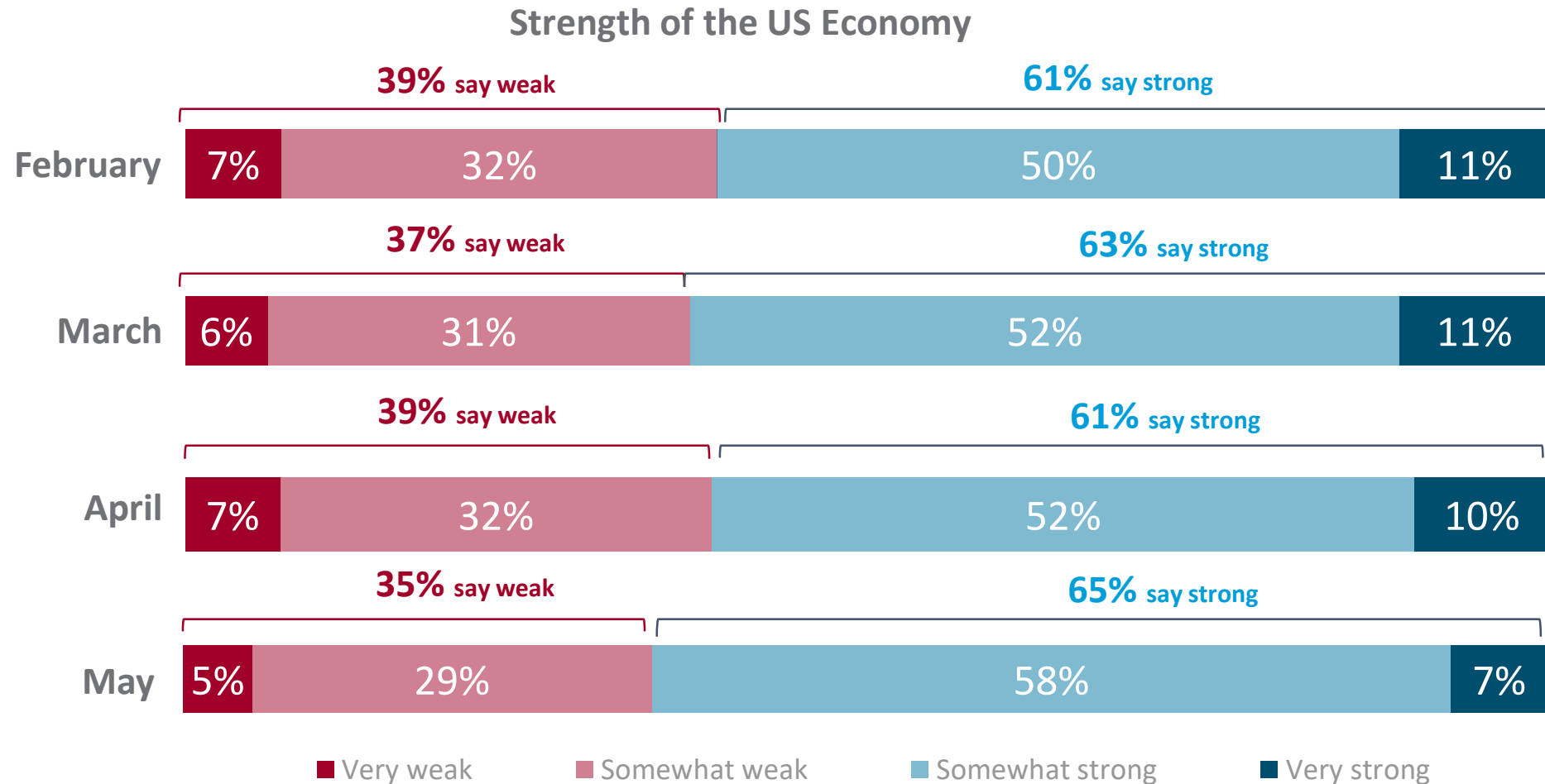
BASE: Registered Voters (February n=2148; March n= 2092; April n=2027; May n=2006)

M1. In general, do you think the country is on the right track or is it off on the wrong track?

M2. In general, do you think the American economy is on right track or is it off on the wrong track?

# ABOUT 2 IN 3 VOTERS CONTINUE TO SAY US ECONOMY IS STRONG

Fewer than 1 in 10 categorize the U.S. economy as very strong while over half say somewhat strong.



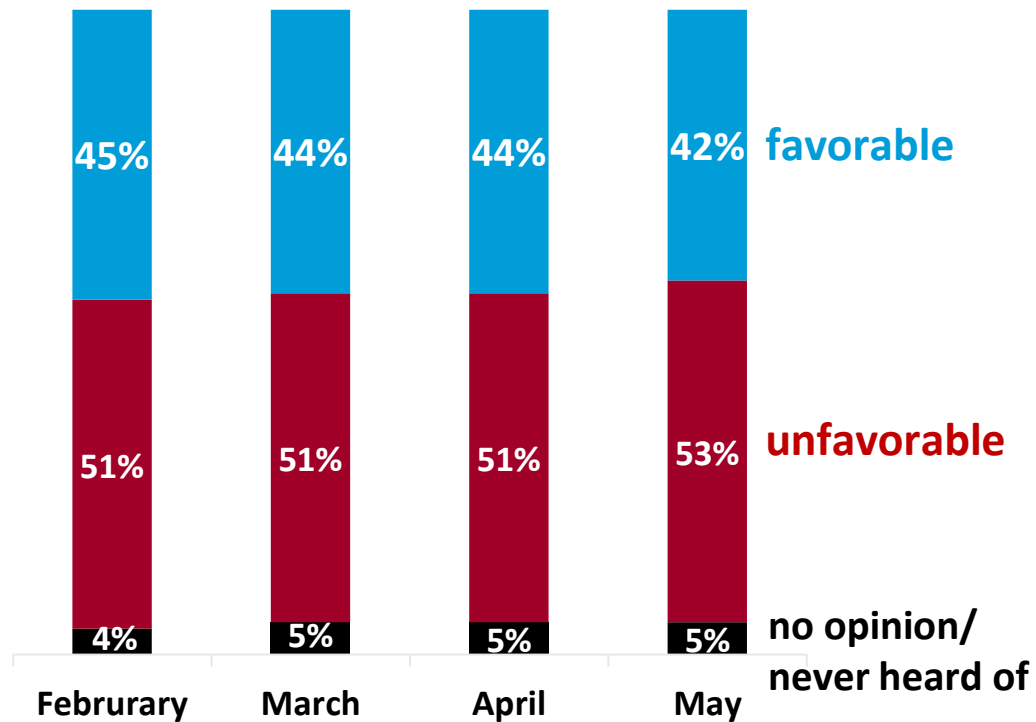
BASE: Registered Voters (February n=2148; March n= 2092; April n=2027; May n=2006)

13. How strong do you think the U.S. economy is today?

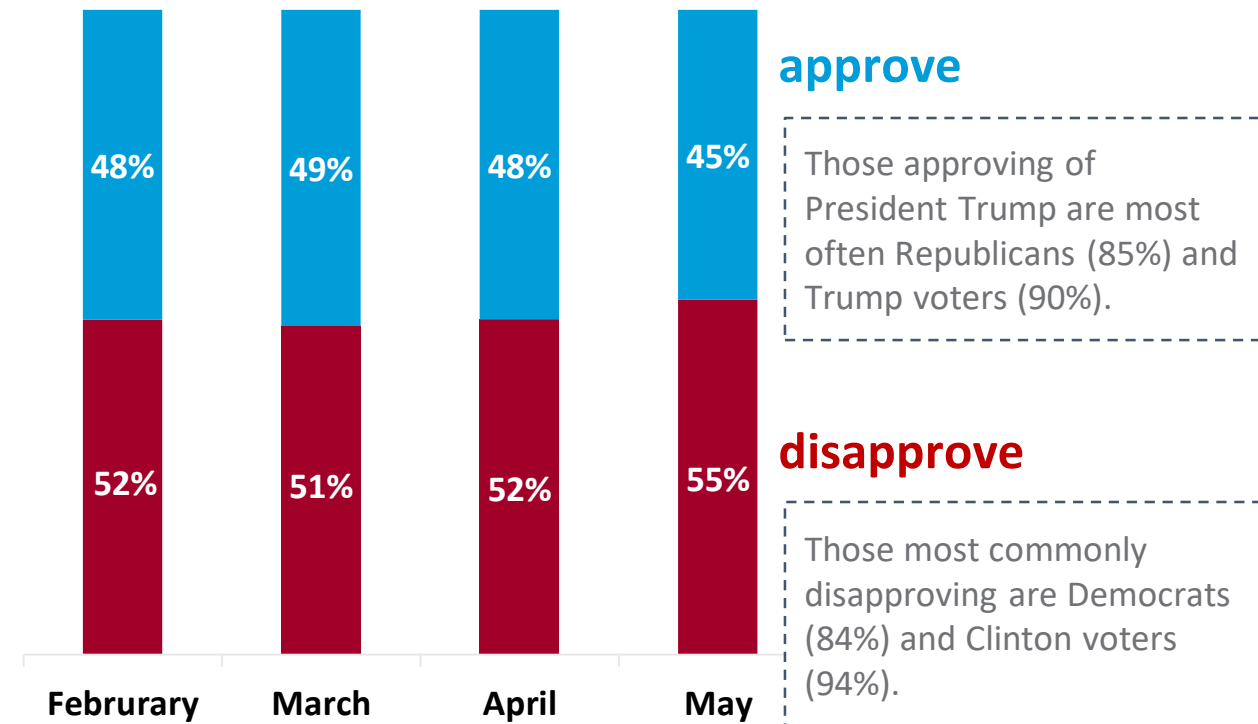
# TRUMP APPROVAL REMAINS STRONG AMONG REPUBLICANS

Under half of registered voters say they have a favorable view of the President while almost half approve of the job he is doing.

Voters' view of President Trump is...



Looking at the job President Trump is doing, voters...



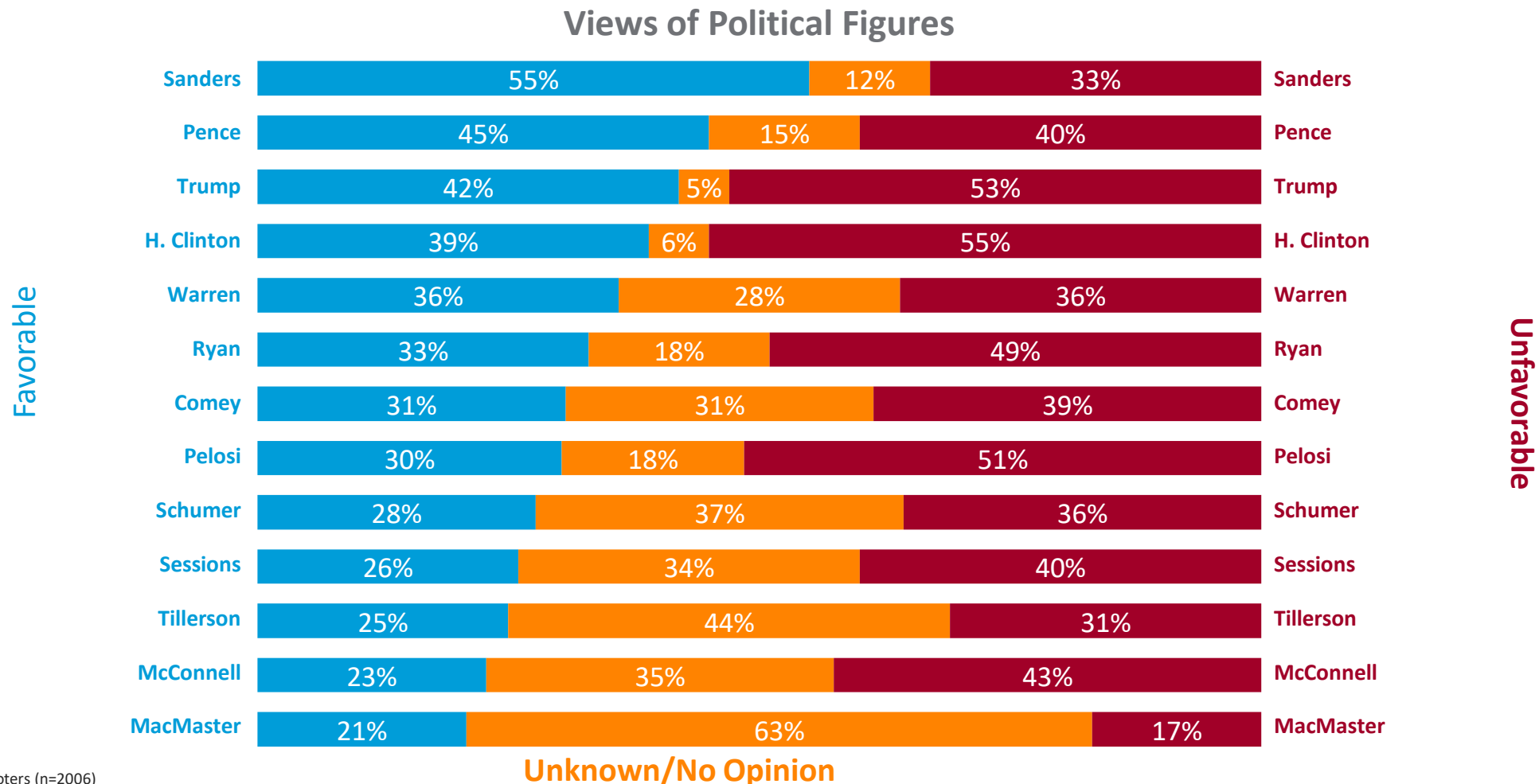
BASE: Registered Voters (February n=2148; March n= 2092; April n=2027)

M3. Do you approve or disapprove of the job Donald Trump is doing as President of the United States?

F1. Now we will show you some names. Please indicate if you have a favorable or unfavorable view of that person - or if you've never heard of them.

# TRUMP NUMBERS DOWN SLIGHTLY, BUT STILL HIGHER THAN HILLARY CLINTON; SANDERS IS MOST LIKED POLITICIAN

Comey's favorability is lower than Trump's; Lowest ever for an FBI Director.



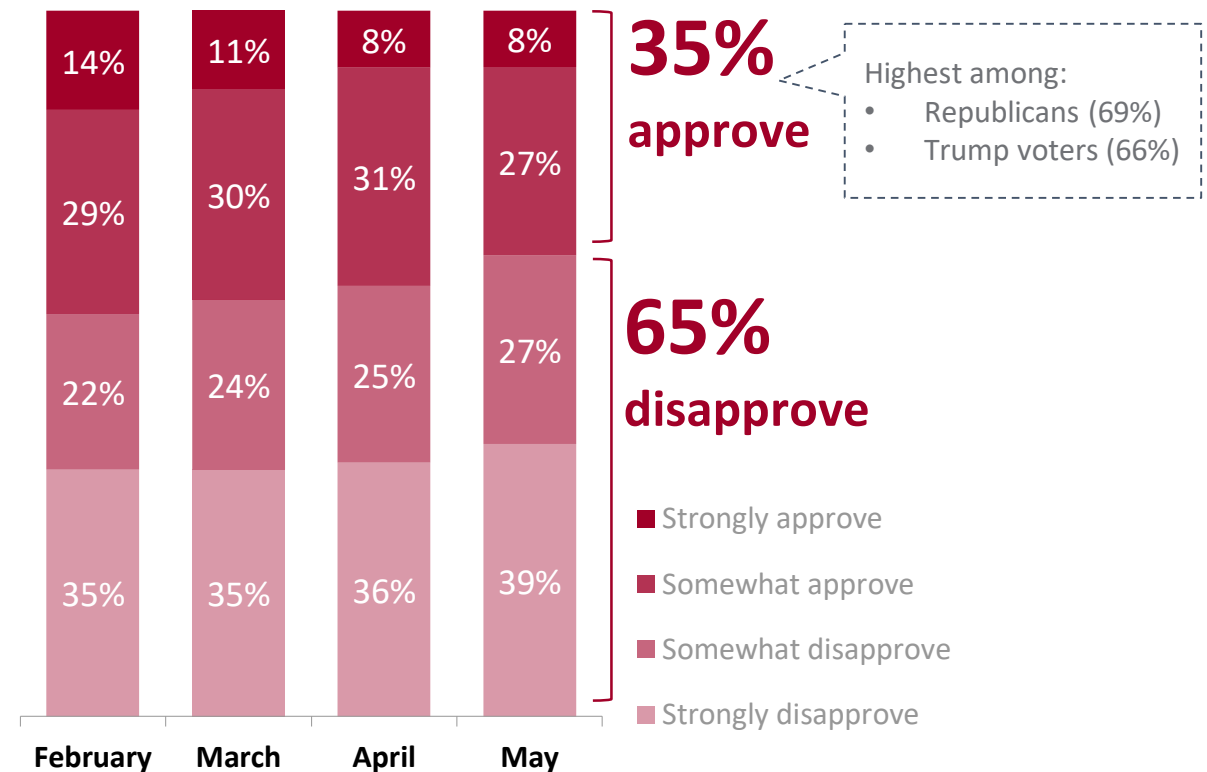
BASE: Registered Voters (n=2006)

F1 Now we will show you some names. Please indicate if you have a favorable or unfavorable view of that person - or if you've never heard of them.

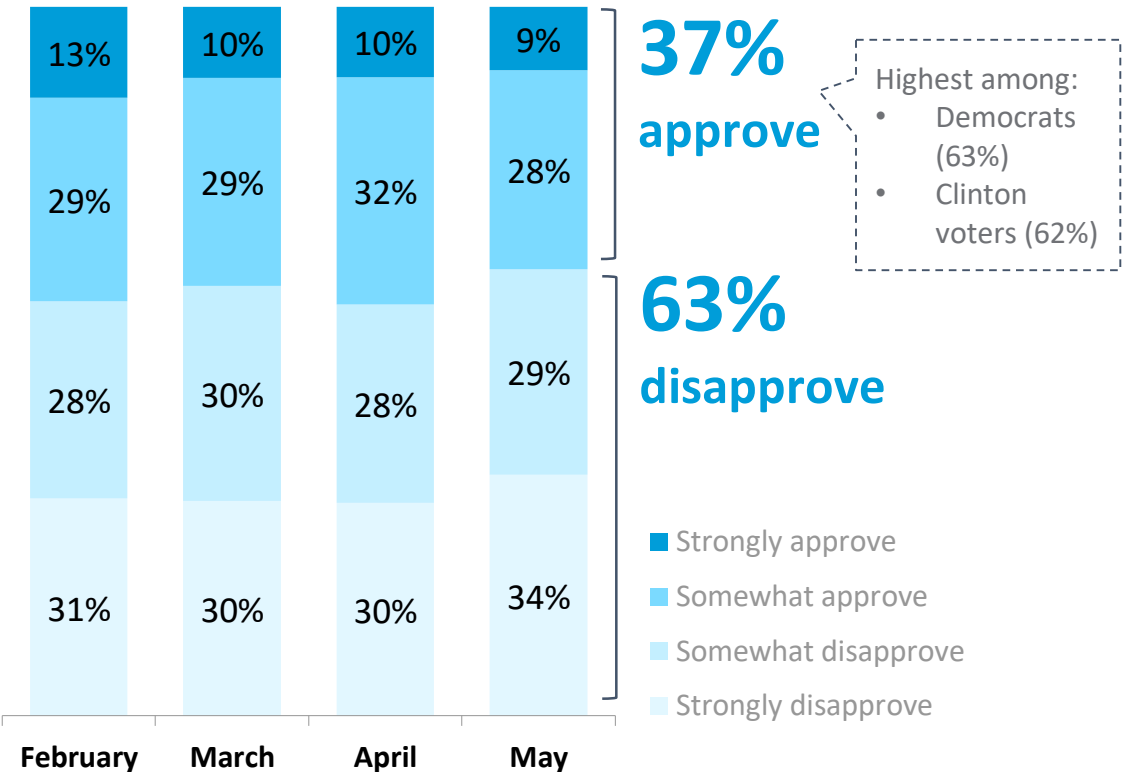
# BOTH PARTIES HAVE HIGH DISAPPROVAL RATINGS

May poll sees slight decline for both Republicans and Democrats compared to previous months.

## Republican Party Job Approval Ratings



## Democratic Party Job Approval Ratings



BASE: Registered Voters (February n=2148; March n= 2092; April n=2027; May n=2006)

M4 Do you approve or disapprove of the way the Republican Party is handling its job?

M5 Do you approve or disapprove of the way the Democratic Party is handling its job?

# A VAST MAJORITY OF VOTERS WANT THE PARTIES TO WORK TOGETHER TO REACH COMPROMISE

Voters are split on which party has the most constructive policy proposals today, but a majority feel Democrats are spending more time attacking the other party.

**89%**  
of voters  
want both  
parties to work  
together to reach  
compromise

The party spending more time  
on attacking the other party is...

Republicans

41%

Democrats

59%

The party with the most  
constructive proposals today is...

Republicans

51%

Democrats

49%

BASE: Registered Voters (n=2006)

A1 Which party is coming forward with more constructive policy proposals today - the Democrats or the Republicans?

A2 Which party is spending more time on attacking the other party -- the Democrats or the Republicans?

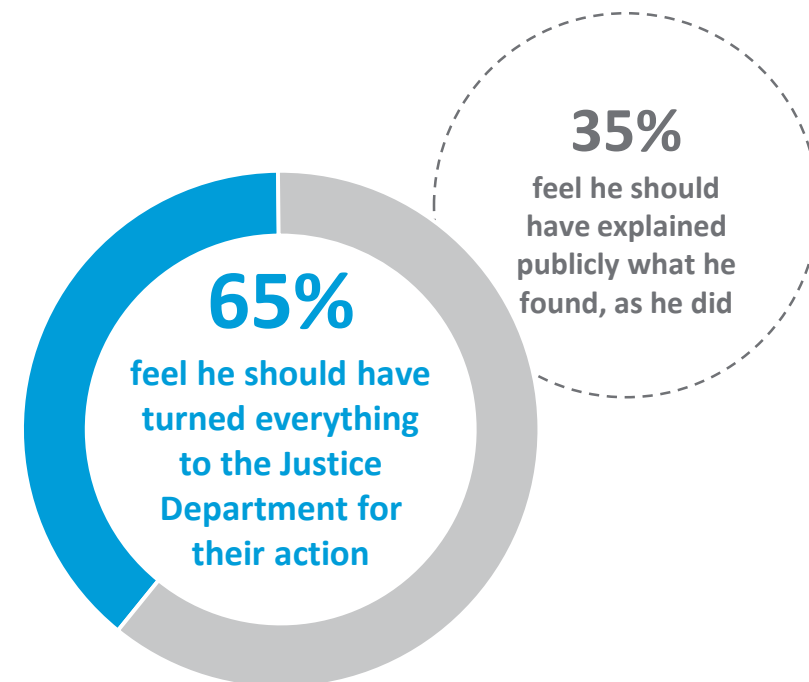
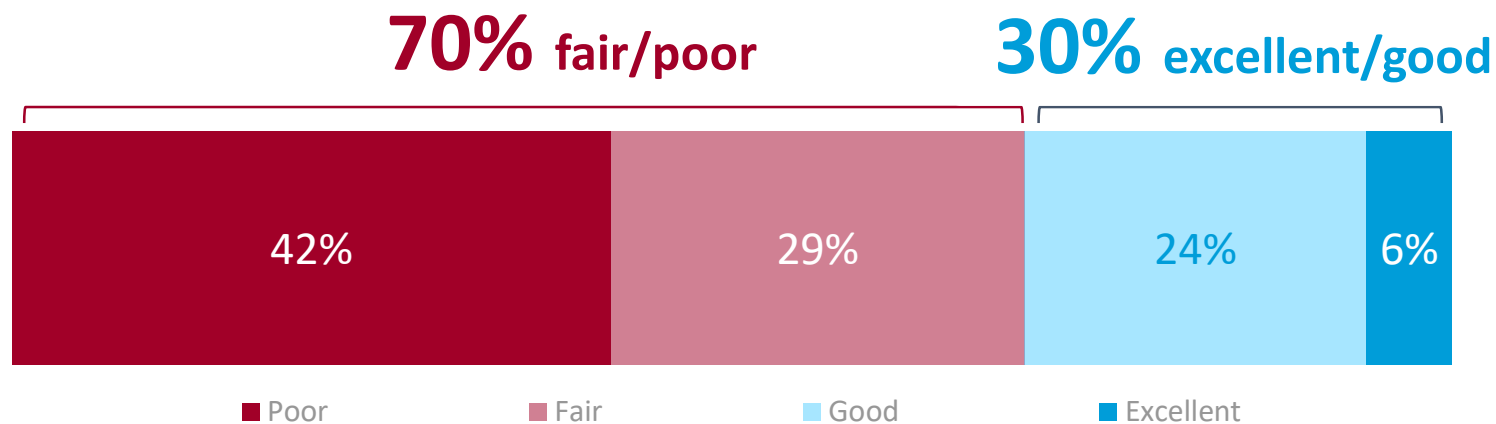
A3 Do you want the parties to work together and try to reach compromise or stick to their positions and fight it out until the next election?



# MAJORITY FEEL COMEY'S HANDLING OF EMAIL INVESTIGATION WAS FAIR OR POOR

About 2 in 3 feel he should have turned everything over to the Justice Department, instead of explaining publicly what he found.

Voters feel Comey's handling of the investigation into Hillary Clinton's email server and practices was...



BASE: Registered Voters (n=2006)

D4 Do you think James Comey's handling of the investigation into Hillary Clinton's email server and practices was excellent, good, fair or poor?

D6 Should James Comey have explained publicly what he found in the investigation of Hillary Clinton's email or should he have just turned everything to the Justice Department for their action?


# MAJORITY AGREES TRUMP ASKED COMEY TO END FLYNN INVESTIGATION

Voters split on whether Obama officials unmasked conversations between Trump and his associates during the election for political purposes.

**Trump asked FBI Director Comey to end the investigation into former national security adviser Michael Flynn.**



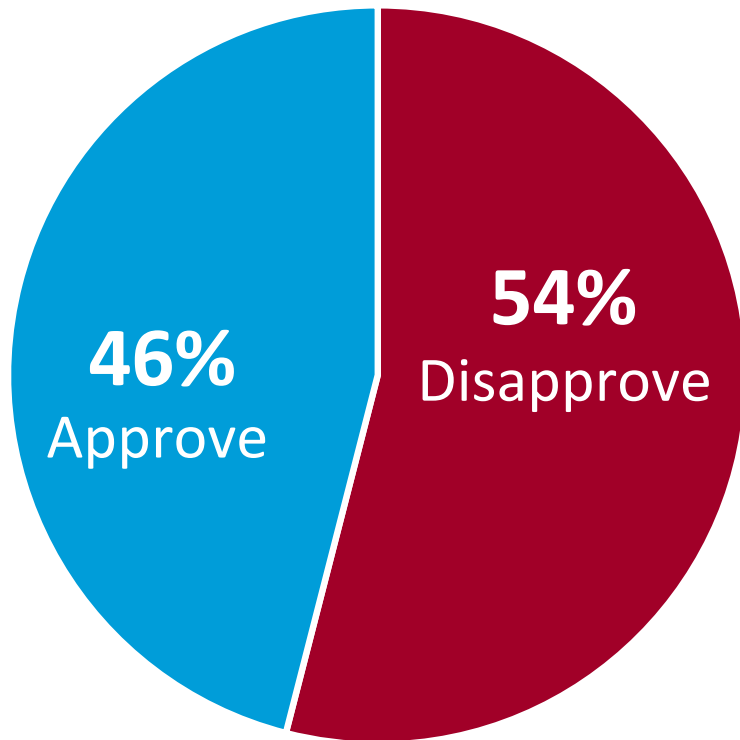
**Officials of the Obama administration unmasked conversations between President Trump and his associates during the election and the transition for political purposes.**



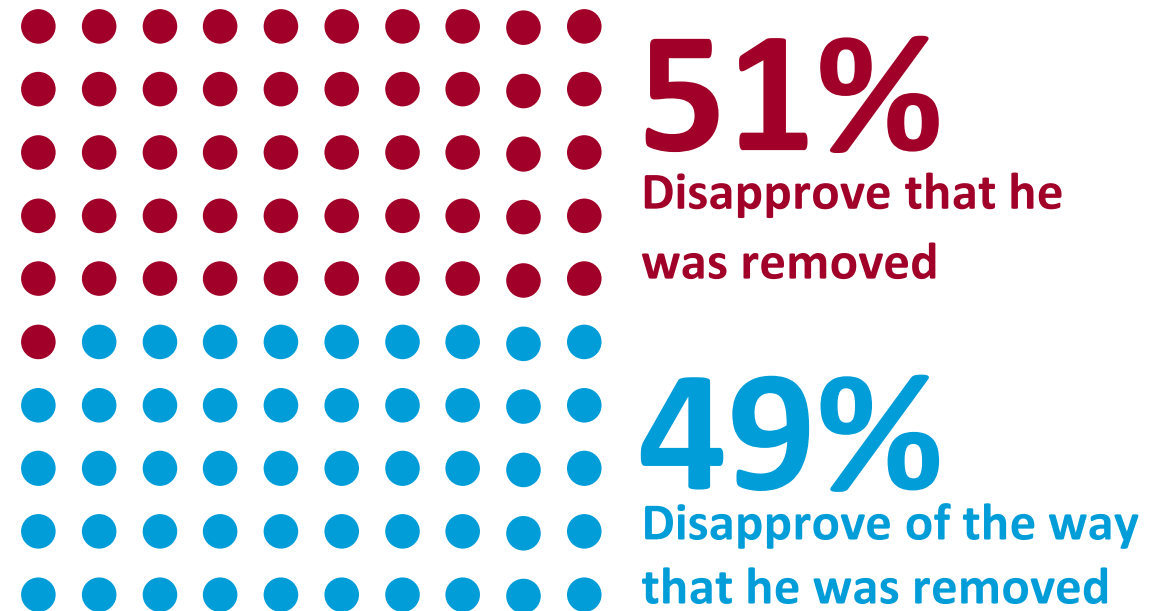
# JUST OVER HALF DISAPPROVE OF TRUMP'S FIRING OF COMEY

Disapprovers are split on whether they disapprove of the fact that he was removed at all or if they disapprove of how he was removed.

On President Trump's firing of FBI Director  
James Comey, voters...



Among those disapproving...



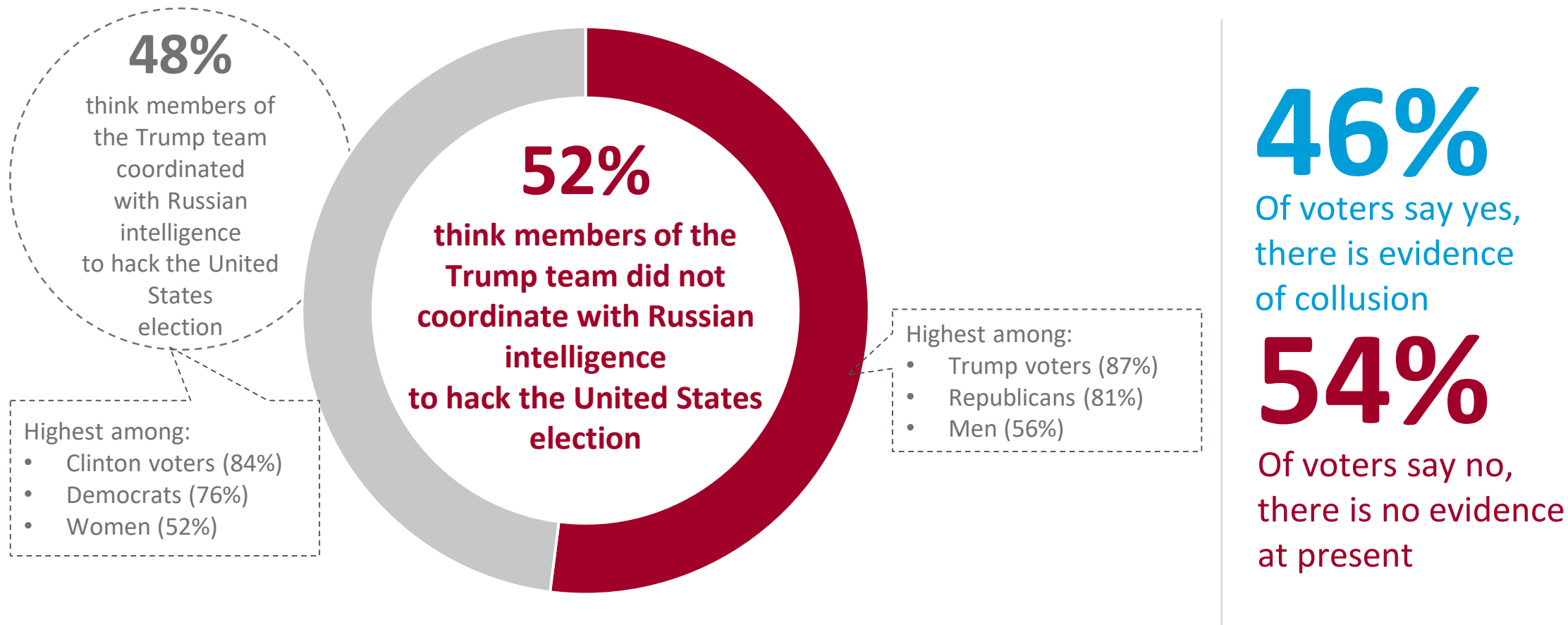
BASE: Registered Voters (n=2006)

D2 Do you approve or disapprove of President Trump firing FBI director James Comey?

BASE: Disapproves of Firing (n=1070)

D3 Do you disapprove more that President Trump removed James Comey or do you disapprove more of the way President Trump fired him?

# NARROW MAJORITY OF VOTERS BELIEVE TRUMP TEAM DID NOT COORDINATE WITH RUSSIANS; OVER HALF FEEL THERE IS NO EVIDENCE OF COLLUSION



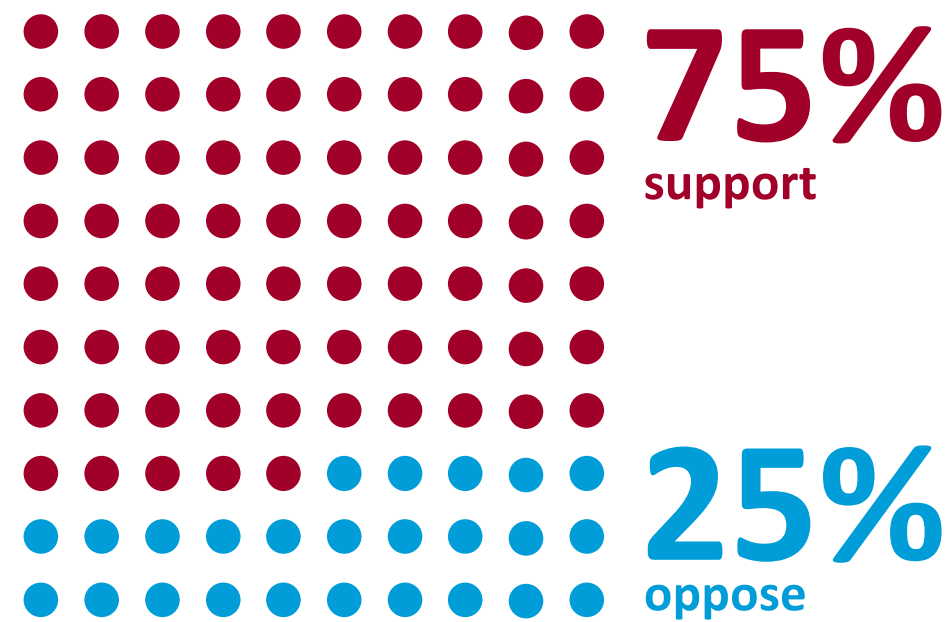
BASE: Registered Voters (n=2006)

FA1 Do you believe members of the Trump team coordinated with Russian intelligence to hack the United States election or do you believe they did not coordinate election hacking with the Russians?

D12 Do you think there is evidence of collusion by President Trump and his aides with the Russians or is there at present no evidence of collusion?

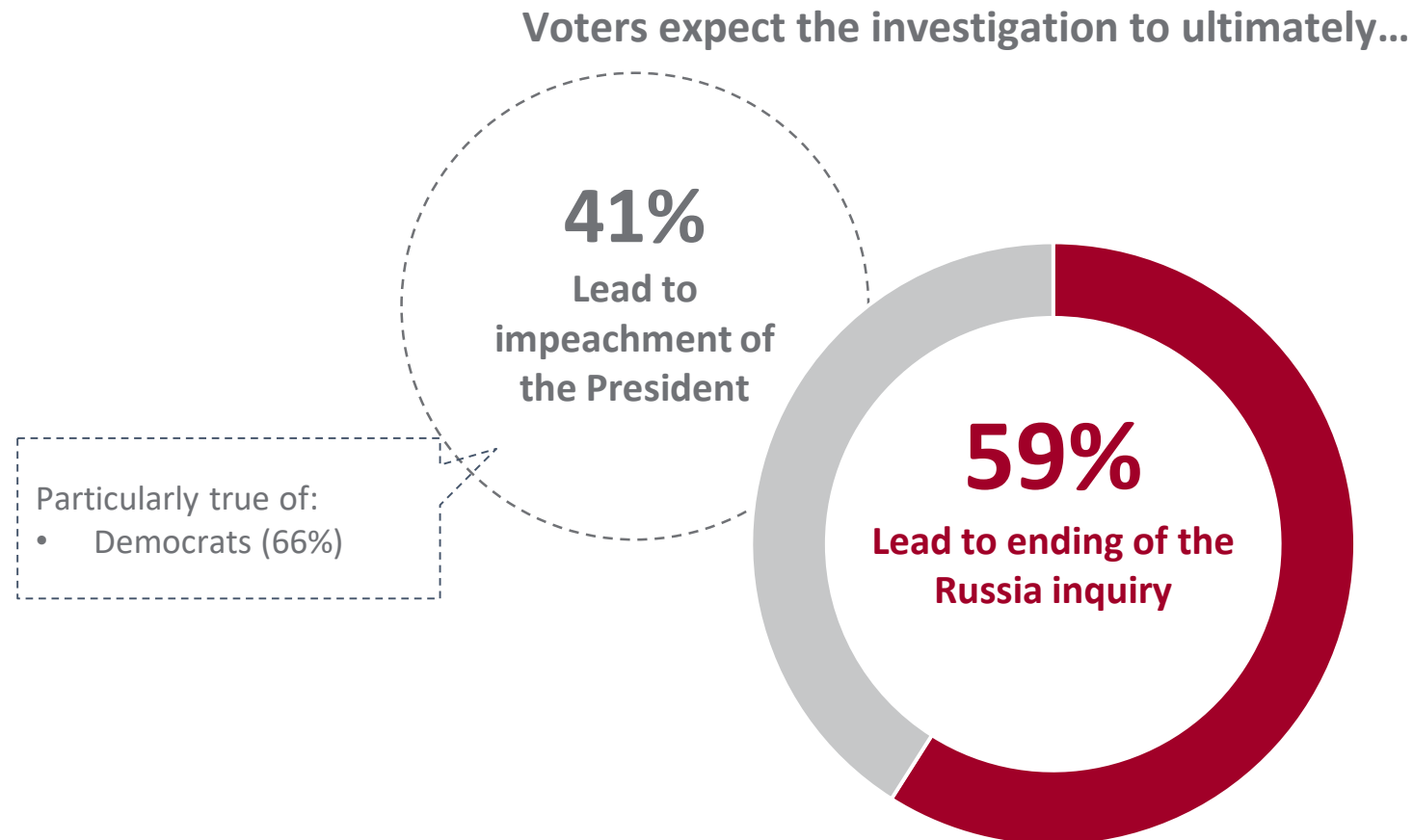
# MAJORITY OF VOTERS SUPPORT SPECIAL COUNSEL HIRING

On the appointment of a former FBI director as special counsel to handle the Russia probe, voters...



# MAJORITY EXPECT THE INVESTIGATION TO ULTIMATELY LEAD TO THE END OF THE RUSSIA INQUIRY

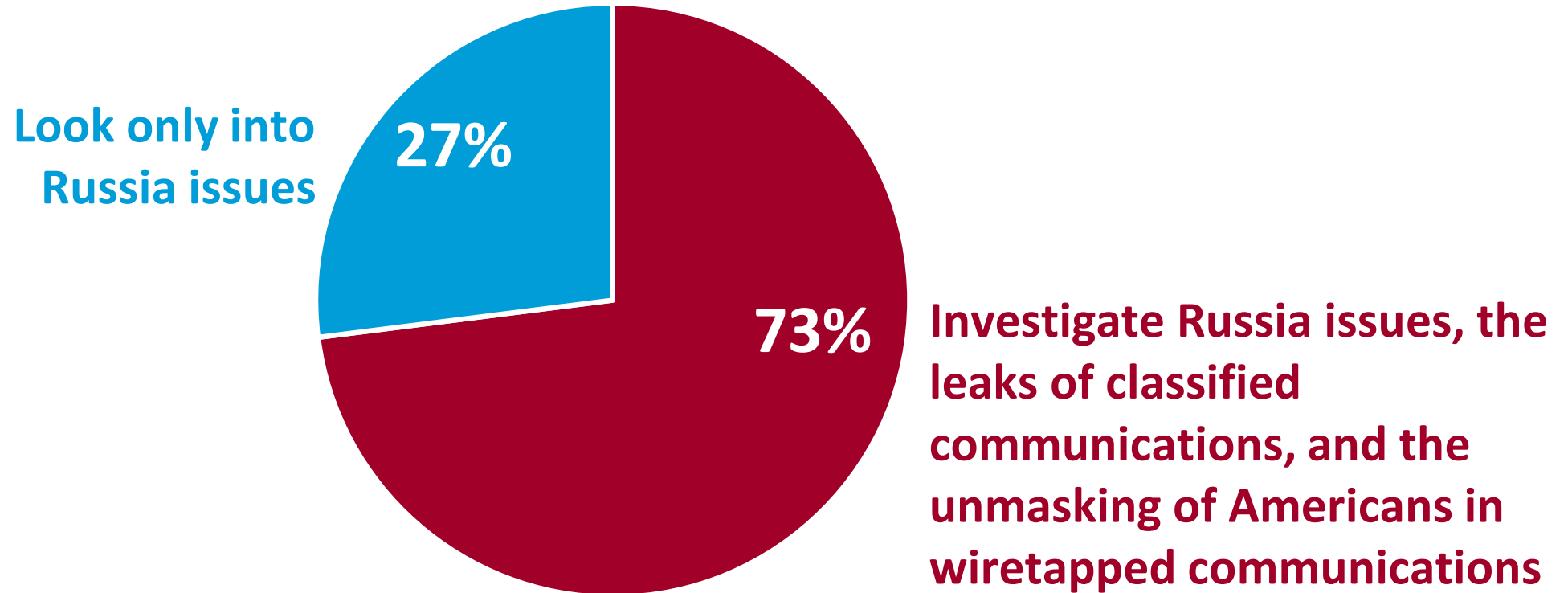
However, the majority of Democrats feel it will lead to impeachment.



# NEARLY THREE QUARTERS FEEL THE SPECIAL COUNSEL SHOULD LOOK INTO MORE THAN JUST RUSSIA ISSUES

Just over 1 in 4 feel he should look only into Russia issues.

Voters feel the special counsel should...



# ONLY ONE THIRD OF VOTERS AGREE TRUMP IS A PUTIN PUPPET

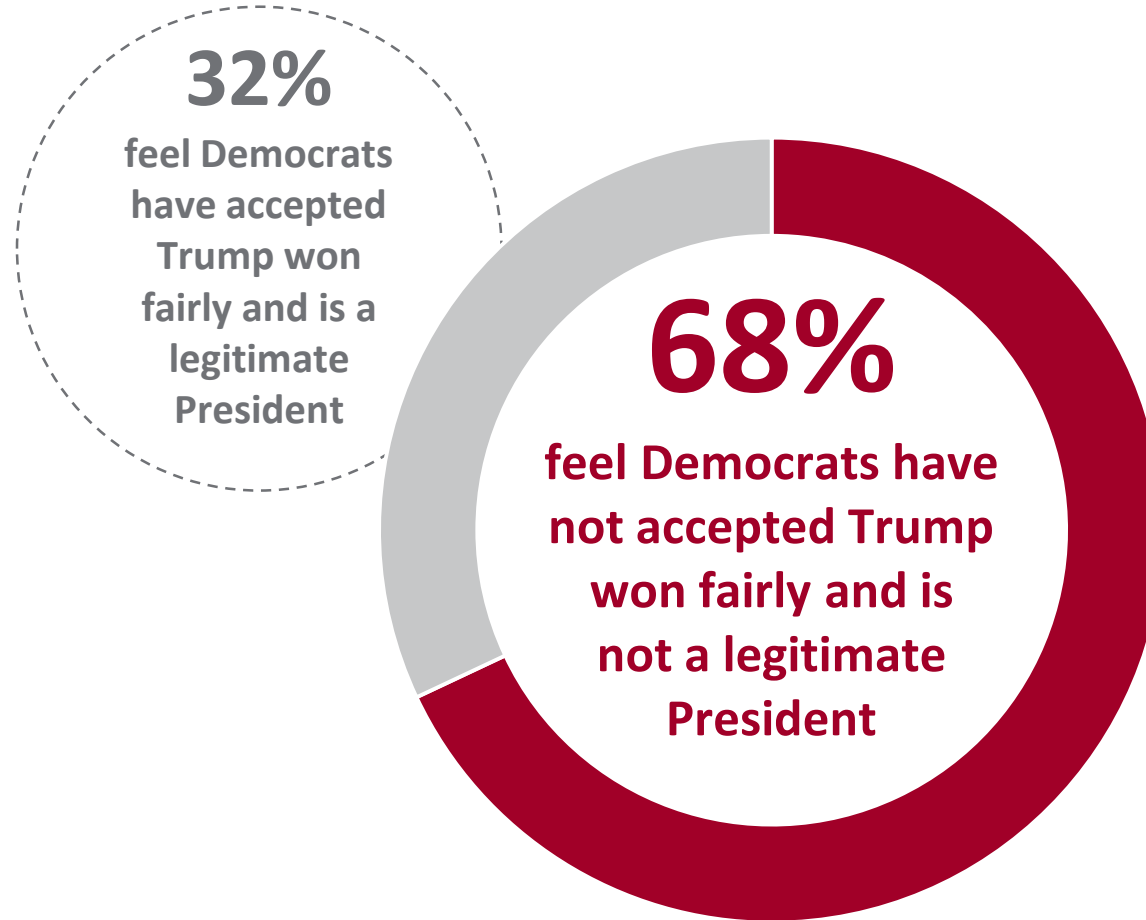
**Donald Trump is a puppet of Vladimir Putin.**





# A MAJORITY FEEL DEMOCRATS HAVE NOT ACCEPTED TRUMP WON THE ELECTION FAIRLY

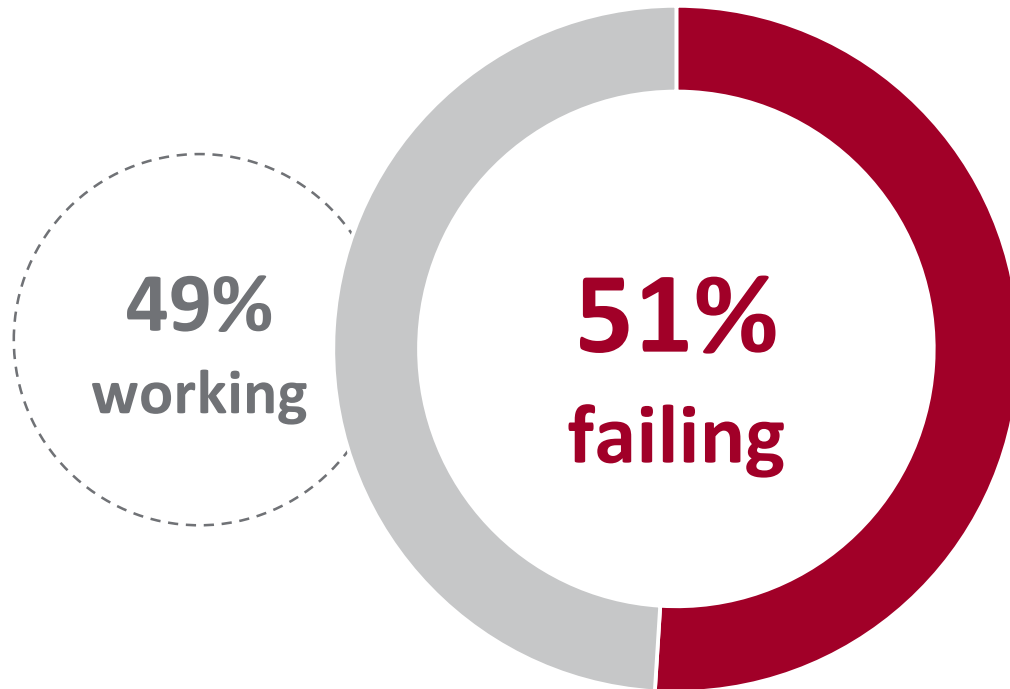
Just 1 in 3 feel they have accepted him and view him as a legitimate President.



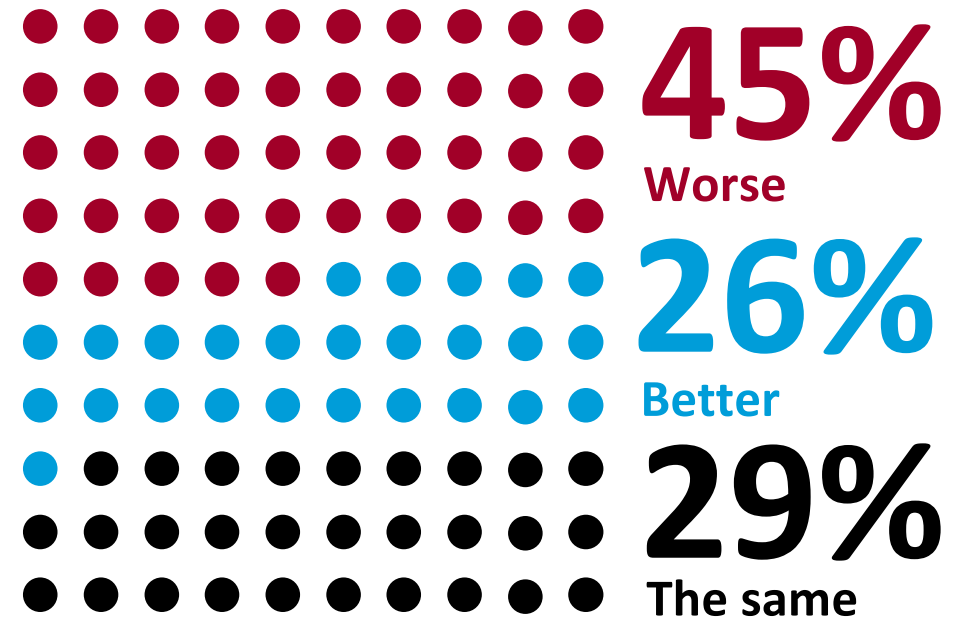
# VOTERS SPLIT ON WHETHER ACA IS FAILING OR WORKING

A plurality feels plans under Obamacare are worse than plans outside of it.

Voters think the Affordable Care Act is...



Compared to other plans, Voters feel plans under the Affordable Care Act are...



BASE: Registered Voters (n=2006)


H1 Do you think the Affordable Care Act (also known as "Obamacare") is working or is it failing?

H5 Do you think that the plans under the Affordable Care Act (also known as "Obamacare") are better, worse, or the same as plans outside of it?

# JUST OVER HALF OF VOTERS FEEL HOUSE BILL IS A STEP BACKWARD

Those saying it is a step forward tend to be Republicans and Trump voters.

Voters feel the bill to reform healthcare that recently passed  
in the House of Representatives is a...




BASE: Registered Voters (n=2006)

H6 Do you think the bill to reform healthcare that recently passed in the House of Representatives is a step forward or a step backward?

# VOTERS DO NOT BELIEVE PEOPLE WITH A PRE-EXISTING CONDITION SHOULD PAY A PENALTY FOR LAPSE IN COVERAGE

Six in 10 feel the House bill should be changed to cover people with pre-existing conditions.

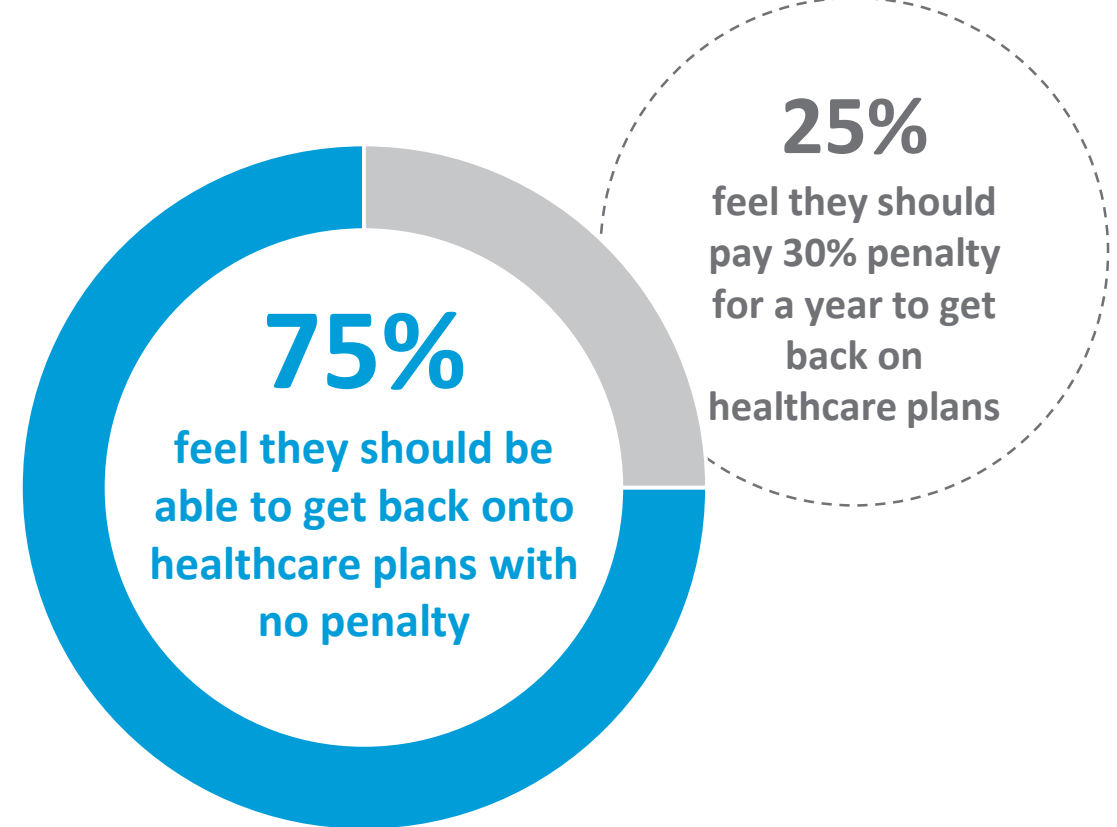


**60%**  
of voters want the House bill changed to **ensure that people with pre-existing conditions can get healthcare**

Highest among:

- Blacks (69%)
- Democrats (66%)

When people with pre-existing conditions drop their medical coverage for a few years...



BASE: Registered Voters (n=2006)

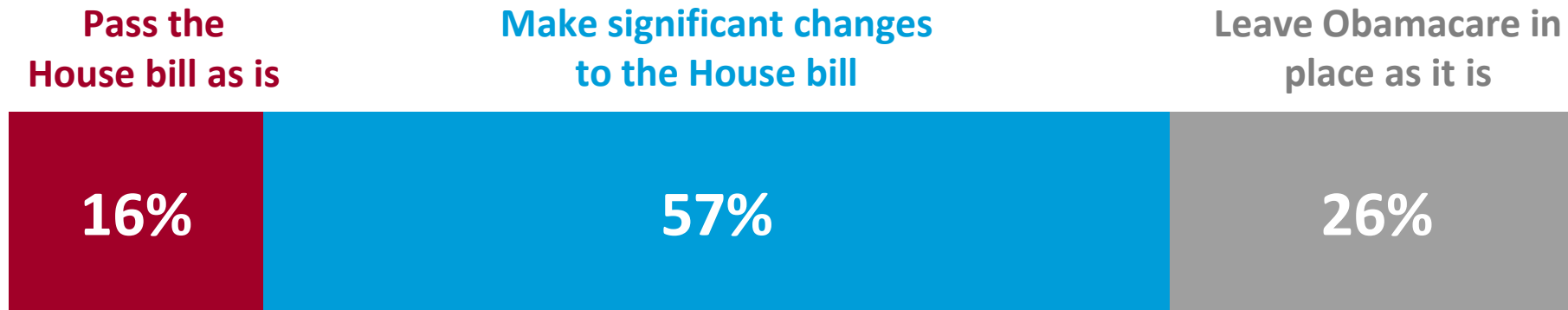
H8 Which of these changes would you most like to see in the House bill?

H9 Do you think that people with pre-existing conditions who drop their medical coverage for a few years should be able to get back onto healthcare plans with no penalty, or if they can afford it they should pay a 30 percent penalty for a year to get back on?

# MAJORITY OF VOTERS WANT SIGNIFICANT CHANGES TO THE HOUSE BILL

Few want to pass the House bill as is or stay with Obamacare.

Voters feel the U.S. Senate should...



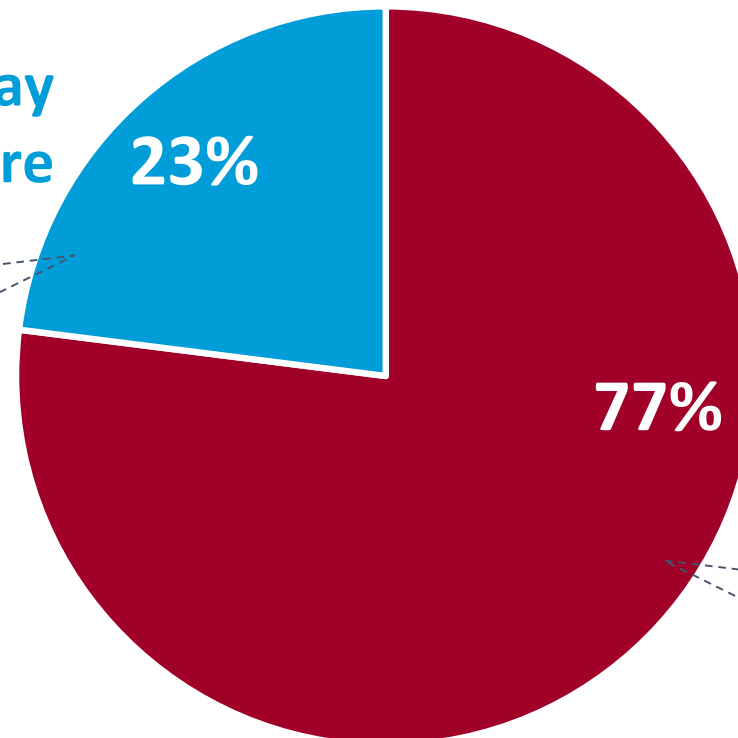
# MAJORITY OF VOTERS FEEL PEOPLE SHOULD HAVE ACCESS TO AFFORDABLE HEALTHCARE VS. GOVERNMENT SUBSIDIZED HEALTHCARE

Less than one quarter feel the government should pay for it.

On the topic of paying for healthcare, voters feel...

**Government should pay for people's healthcare**

- Highest among:
- Hispanics (35%)
  - Blacks (31%)
  - Democrats (34%)

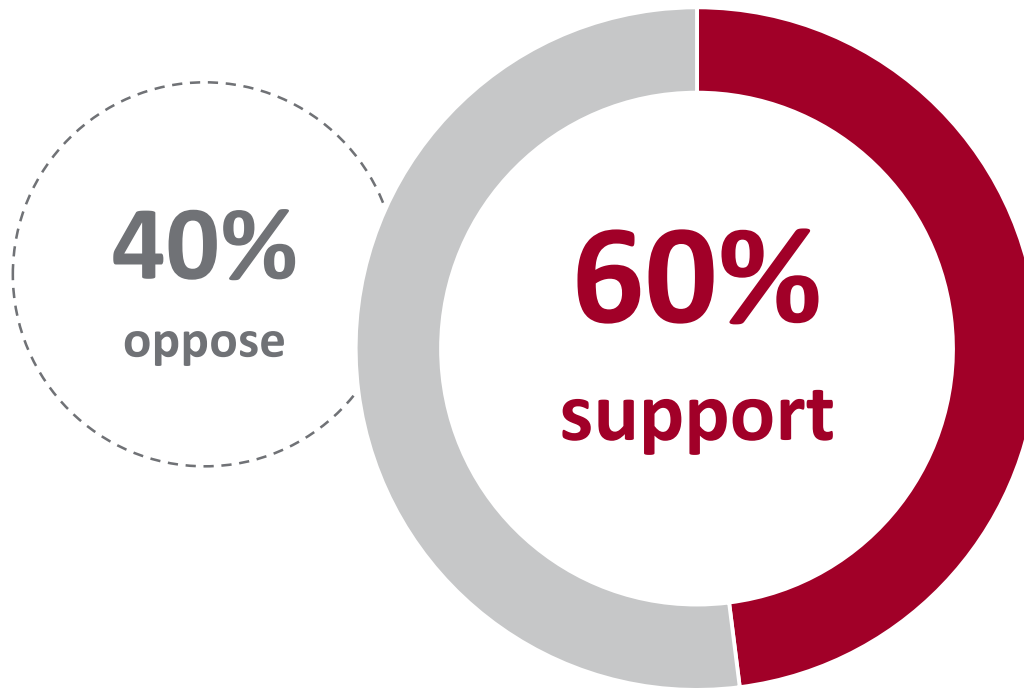



**People should have access to affordable healthcare**

- Highest among:
- Republicans (87%)

# MAJORITY OF VOTERS SUPPORT MINIMUM DRUG SENTENCING REQUIREMENTS FOR DRUG DEALERS

Attitude towards minimum drug sentencing requirements for people caught dealing drugs



**80%**   
of voters  
say cities that arrest  
illegal immigrants for  
crimes should be  
required to turn them  
over to immigration  
authorities (Feb. 2017)

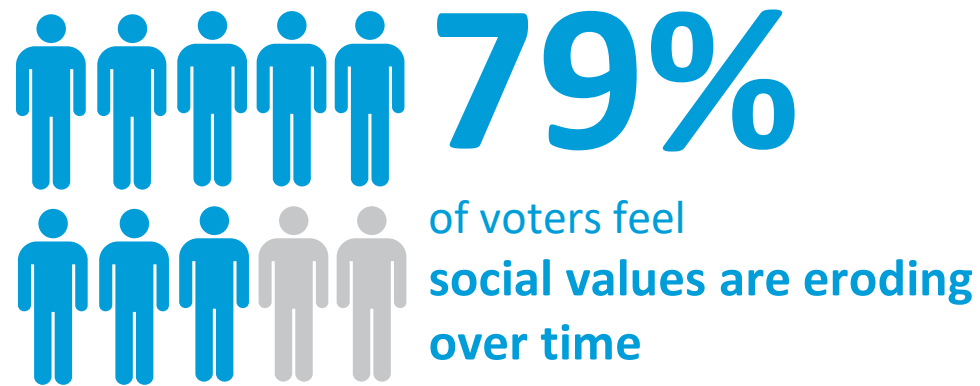
BASE: Registered Voters (n=2006)

H11 Turning to a different topic now. Do you support or oppose minimum sentencing requirements for people caught dealing drugs?

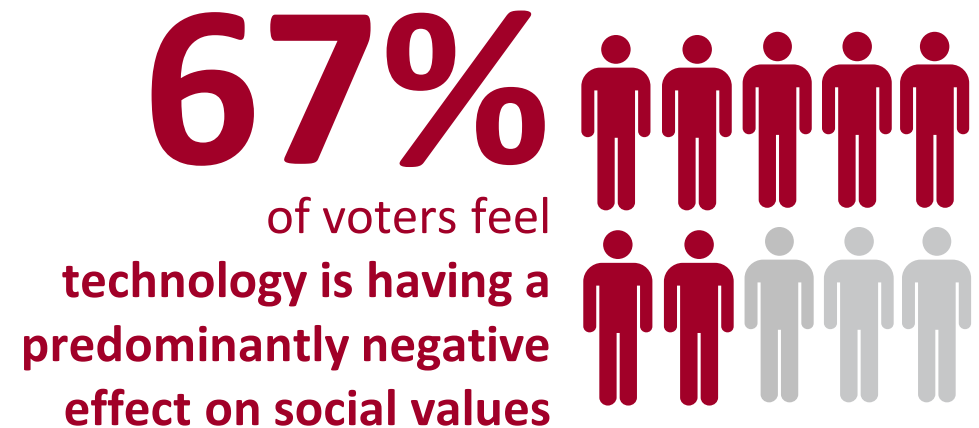
February 2017 - BASE: Registered Voters (n=2148)

I26. Should cities that arrest illegal immigrants for crimes be required to turn them over to immigration authorities?

# VOTERS FEEL SOCIAL VALUES ARE ERODING AND THAT TECH HAS HAD PREDOMINANTLY NEGATIVE EFFECT ON SOCIAL VALUES



21% of voters feel social values are improving



33% of voters feel technology is having a  
predominately positive effect on social values

BASE: Registered Voters (n=2006)

SN9 Do you feel social values are improving or eroding over time?

SN10 Do you feel that personal technology is having a predominantly positive effect or negative effect on social values?



# NEGATIVE EFFECTS OF MODERN TECHNOLOGY ARE INCREASINGLY ACKNOWLEDGED

Over 9 in 10 agree personal technology is making it easier to bully people.

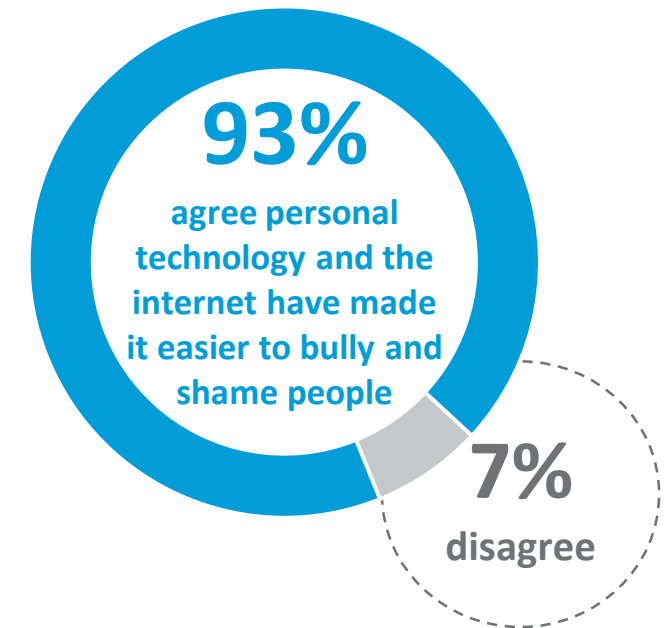
Technology is making the world...

**More cooperative  
and harmonious**

**46%**

**Less cooperative  
and harmonious**

**54%**



**6%** of voters have been the victim of cyberbullying,  
including **17% of those ages 18-34**

BASE: Registered Voters (n=2006)

SN11 Do you agree or disagree with the following statements?

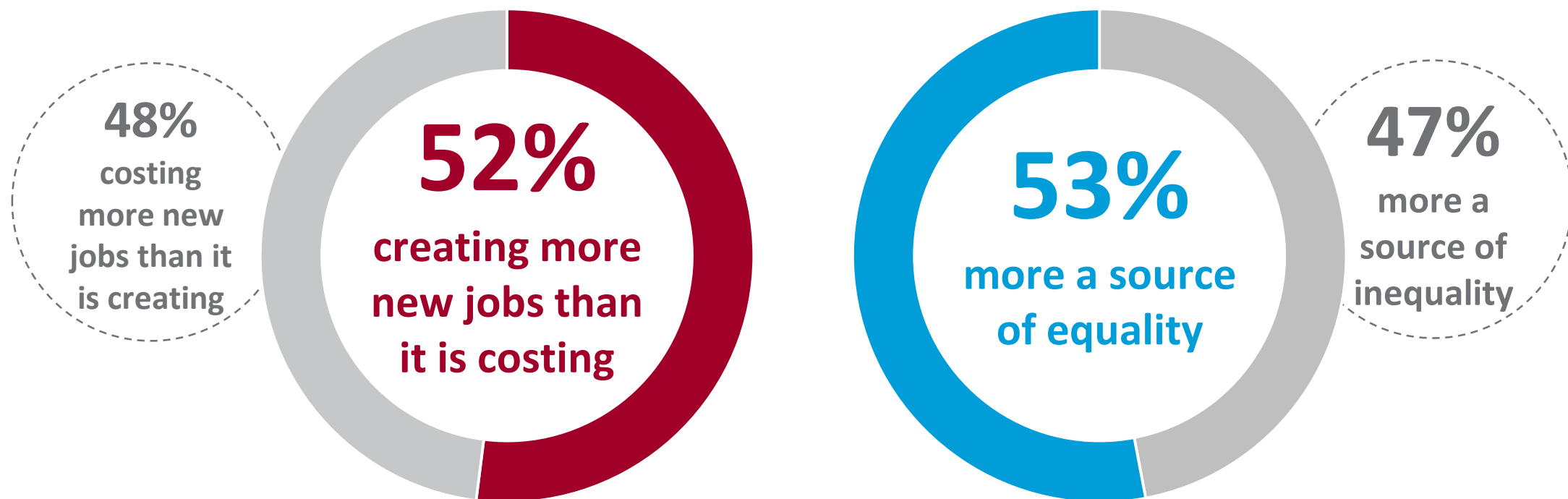
SN6 Do you believe that technology specifically is helping to make the world more or less cooperative and harmonious?

T8 Have you ever been the victim of cyberbullying?

# SLIGHT MAJORITY OF VOTERS SAY TECHNOLOGY IS CREATING MORE NEW JOBS THAN IT IS COSTING

Just over 1 in 2 feel technology is more a source of equality than inequality.

Technology today is...



BASE: Registered Voters (n=2006)

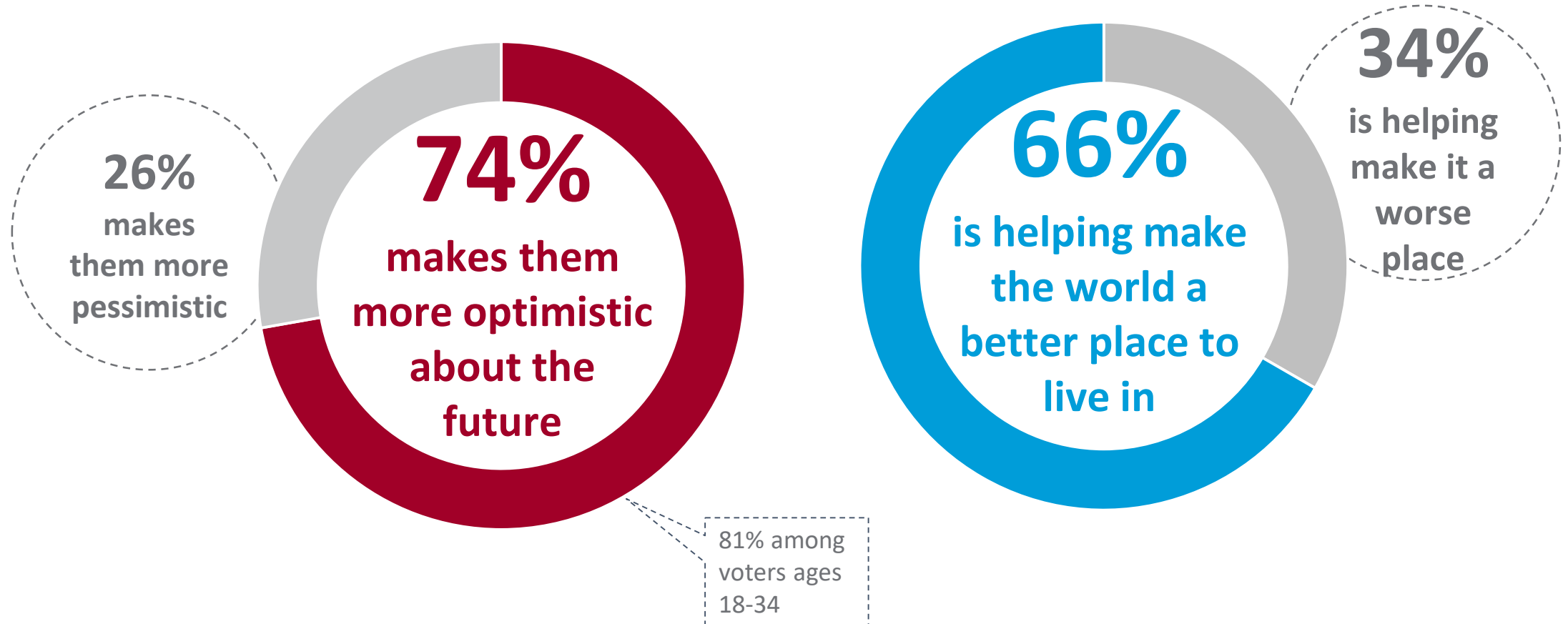
TE4 Do you think technology today is creating more new jobs than it is costing or is it costing more new jobs than it is creating?

TE5 Do you think technology is more a source of inequality because it has made a few people super rich or do you think technology is more a source of equality because it levels the playing field and so many people have access to it today?

# MAJORITY OF VOTERS HAVE A POSITIVE OUTLOOK DUE TO TECHNOLOGY

Two-thirds say technology is helping make the world a better place to live in.

Technology...



BASE: Registered Voters (n=2006)

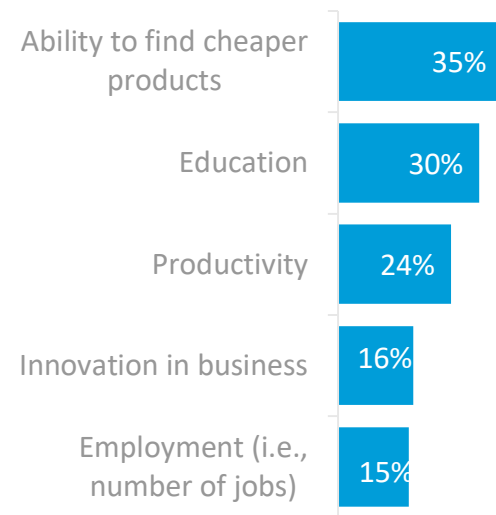
SN4 Does technology make you more optimistic about the future or more pessimistic about the future?

SN7 Do you believe that technology is helping to make the world a better or worse place to live?

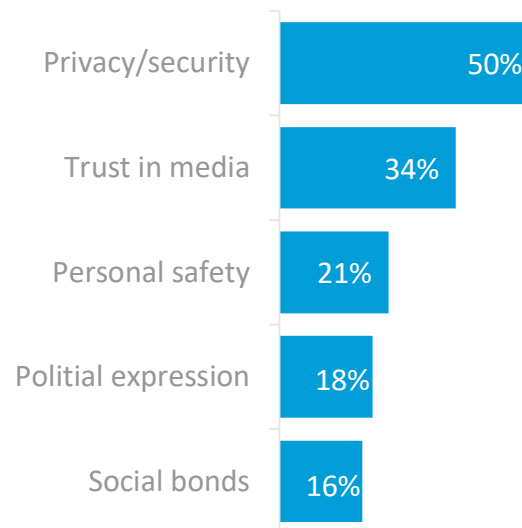
# MORE THAN 1 IN 3 VOTERS SAY TECHNOLOGY HAS HAD THE MOST POSITIVE IMPACT ON ABILITY TO FIND CHEAPER PRODUCTS

Half say technology has had the most negative impact on privacy/security.

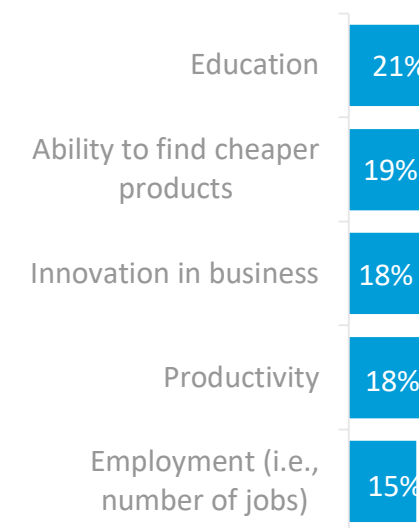
## Areas With Most Positive Impact (top 5 responses shown)



## Areas With Most Negative Impact (top 5 responses shown)



## Areas Of Future Impact (top 5 responses shown)



BASE: Registered Voters (n=2006)

SN8A In which of these areas has technology had the most positive impact? You may select up to three.

SN8B In which of these areas has technology had the most negative impact? You may select up to three.

SN8C In which of these areas do you think it will have the most impact in the future? You may select up to three.

# WHILE MOST VOTERS OVERALL FIRST LOOK TO (AND PLACE GREATER TRUST IN) TRADITIONAL MEDIA FOR NEWS, MANY YOUNGER VOTERS START WITH AND TRUST SOCIAL MEDIA

First Source of News

Voters Overall



Voters 18-34



More Trusted Source of News

Voters Overall



Voters 18-34



Traditional media



Social media

BASE: Registered Voters (n=2006)

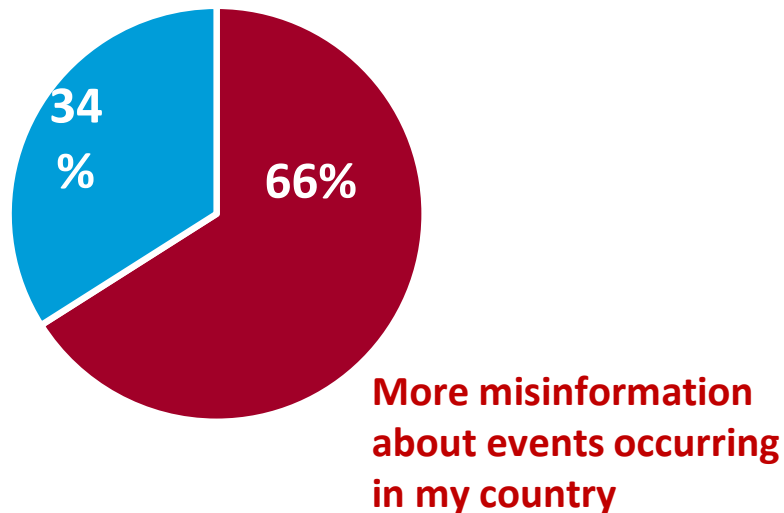
SN14 In general, where do you go first to find out the latest news and information?

SN16 Which type of news source do you trust more when it comes to dispersal of honest, unbiased, accurate information?

# VOTERS ARE IN CONSENSUS: FAKE NEWS AND MISINFORMATION IS PREVALENT ON SOCIAL MEDIA

Average citizens broadcasting social activism leads to...

More comprehensive reporting of events occurring in my country



There is a lot of fake news on social media.



There is a lot of fake news in the mainstream media.



80% among Republicans

Disagree Agree

BASE: Registered Voters (n=2006)

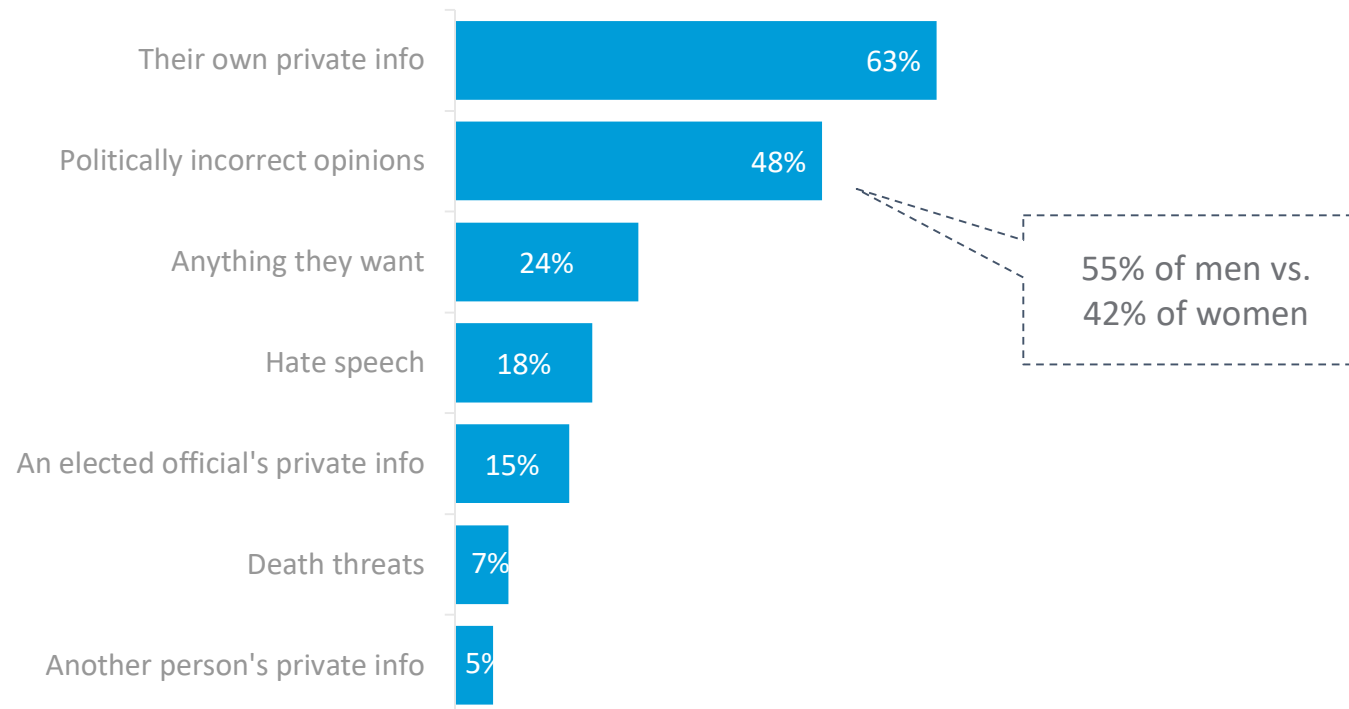
SN17 Personal technology has allowed the average citizen to broadcast their own and their peers' social activism around the world through video, blogs, social media posts, and the like. This type of broadcast...

NC1 To what extent do you agree or disagree with the following statements:

# MOST VOTERS SEEM TO FEEL THERE IS A LIMIT TO FREE SPEECH WHEN IT COMES TO POSTING OPINIONS ONLINE

Less than half say people should have the right to say/post politically incorrect opinions online.

## People should be able to post...

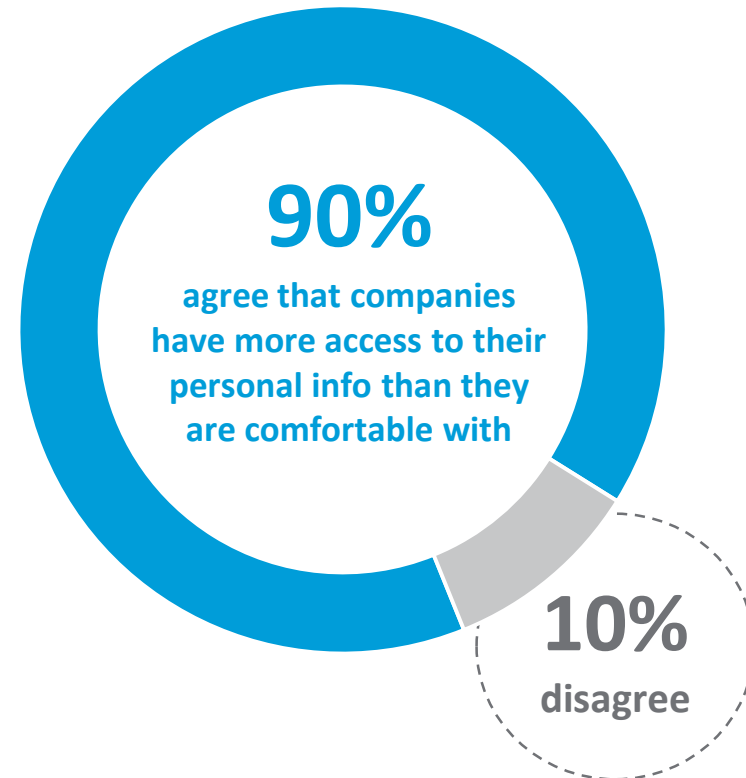
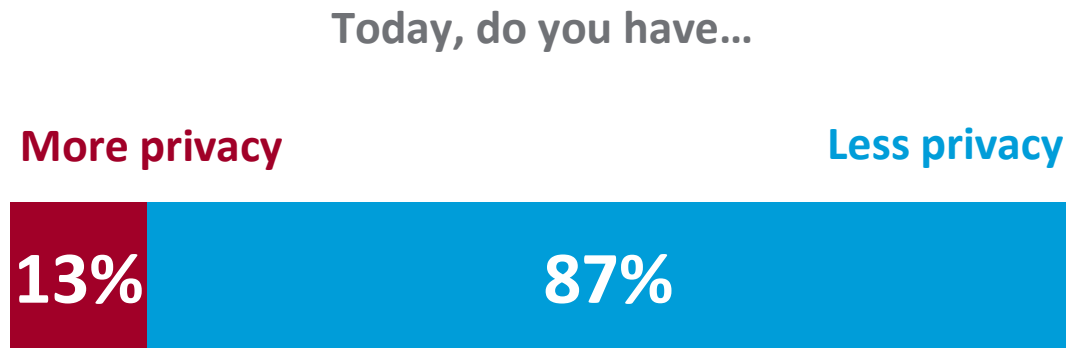


BASE: Registered Voters (n=2006)

FS1 Should people have the right to say/post ... online?

# VOTERS ARE NOT COMFORTABLE WITH AMOUNT OF PERSONAL INFORMATION COMPANIES HAVE ACCESS TO

Nearly 9 in 10 voters think they have less privacy today than they did 10 years ago.



BASE: Registered Voters (n=2006)

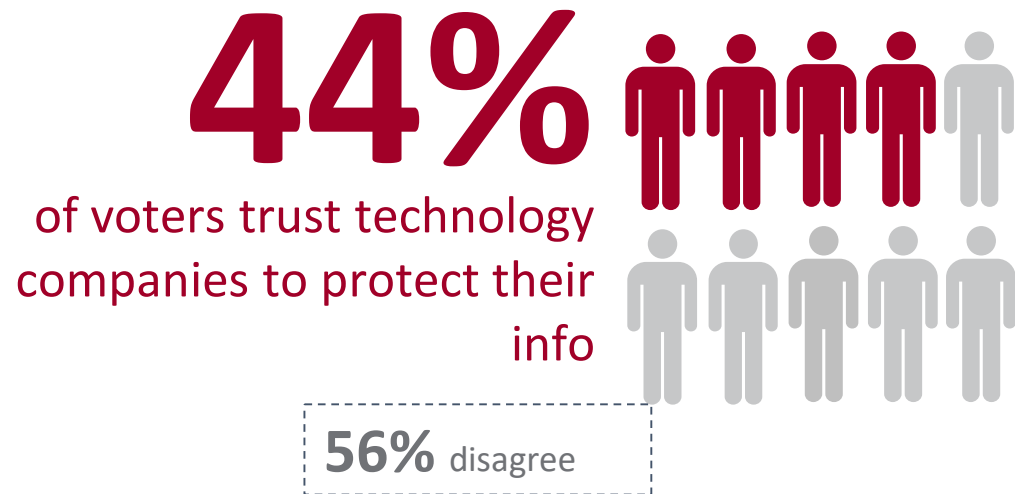
P2 Do you feel you have more privacy or less privacy than you did ten years ago?

P3\_1 Please indicate whether you agree or disagree with each of the statements below.

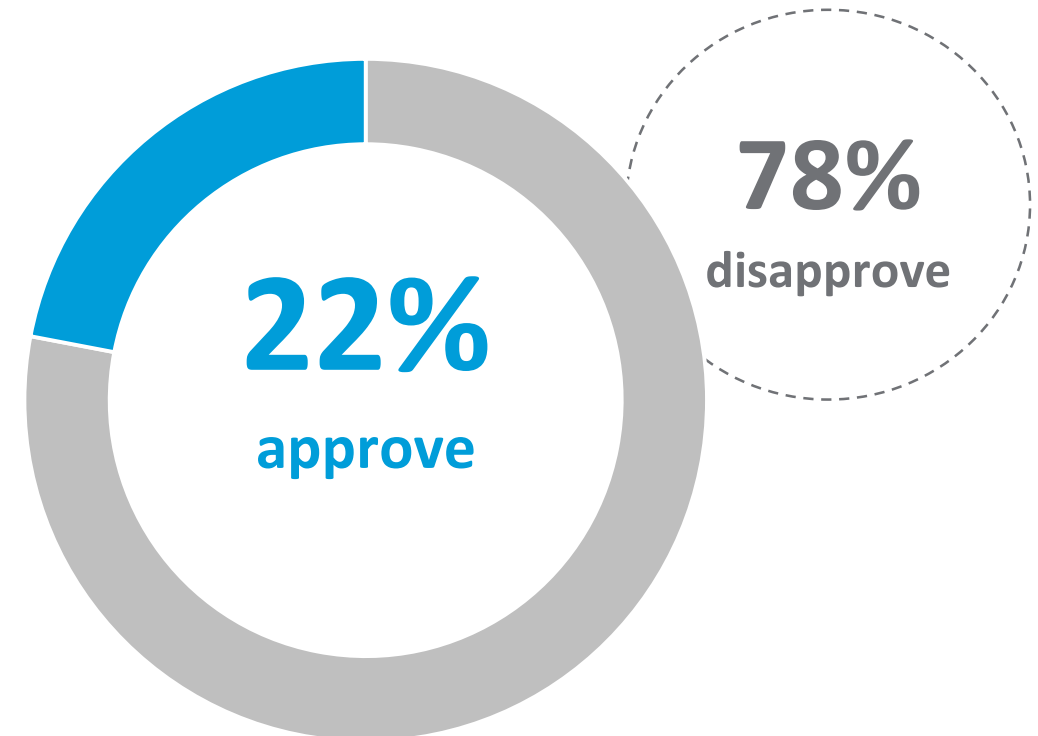


# VOTERS DO NOT APPROVE OF ONLINE AD TARGETING

Less than half of voters trust technology companies to protect their personal information.



E-mail providers scanning personal emails and chats to target online advertisements at users



BASE: Registered Voters (n=2006)

P3\_4 Please indicate whether you agree or disagree with each of the statements below.

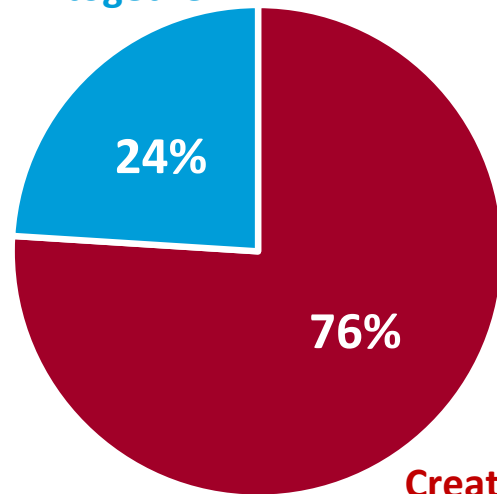
P4\_2 Please indicate whether you approve or disapprove of each of the following things.

# MOST VOTERS SAY THE INTERNET MAKES IT EASIER TO ENGAGE WITH POLITICS

At the same time, 3 in 4 feel the internet and personal technology has spurred political division.


Internet and personal technology has...

Helped bring people together



Created more division

The Internet makes participating in politics...



76%

Say the internet makes it easier to be informed about politics

BASE: Registered Voters (n=2006)

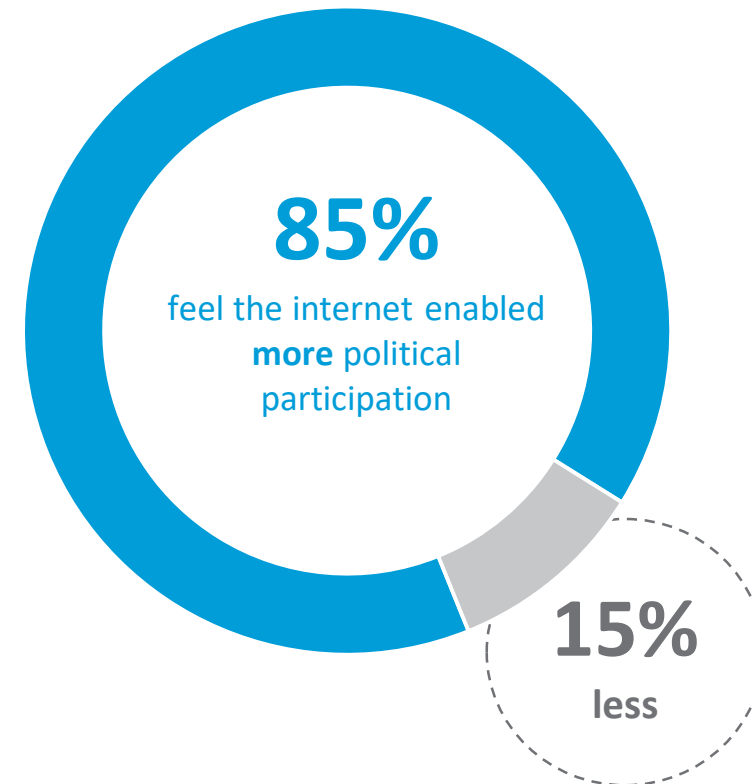
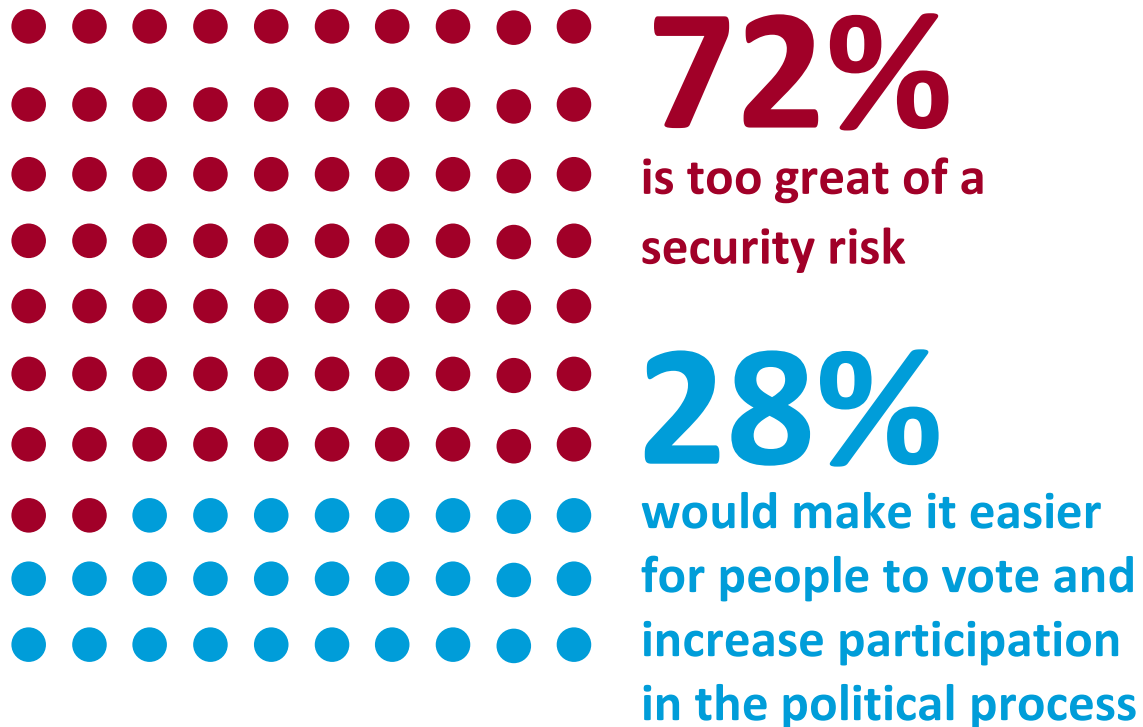
SA2 Would you say the internet makes it easier or harder to participate in politics?

SA3 Would you say the internet makes it easier or harder to get informed about politics?

SA6 Do you feel that the internet and personal technology has created more political division in the country or helped bring people together?

# WHILE MAJORITY OF VOTERS THINK INTERNET HAS INCREASED POLITICAL PARTICIPATION, MOST FEEL ONLINE VOTING IS RISKY

Online voting...



BASE: Registered Voters (n=2006)

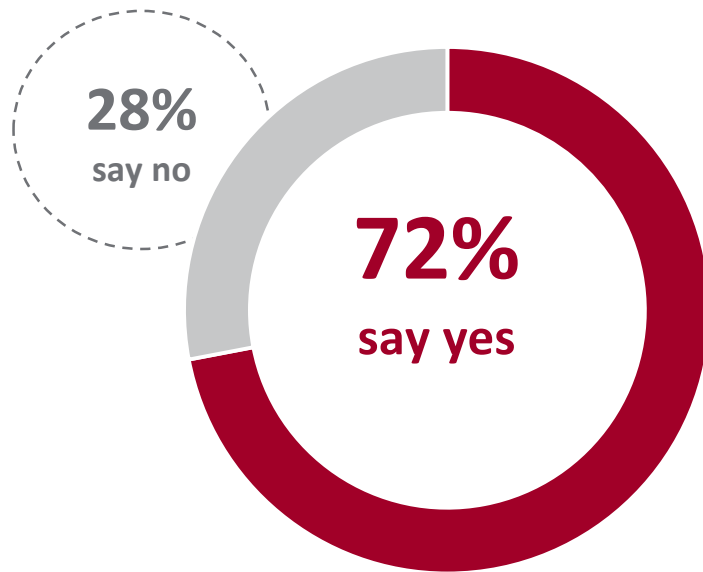
SA4 Some people would like to have the option to vote over the internet in major elections. Which is closer to your view?

SA5 Do you feel that the internet and personal technology has enabled more or less political participation?

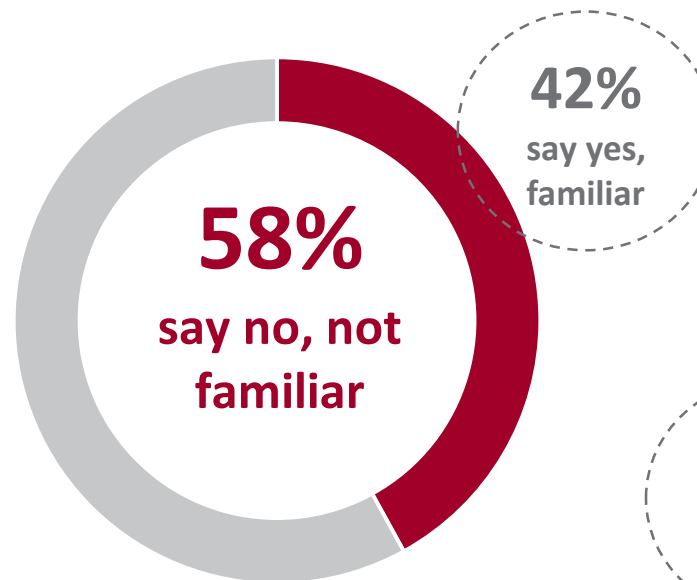
# NEARLY 3 IN 4 VOTERS THINK INTERNET ACCESS SHOULD BE A RIGHT FOR ALL AMERICANS

Over half of voters are not familiar with, yet support, Net Neutrality.

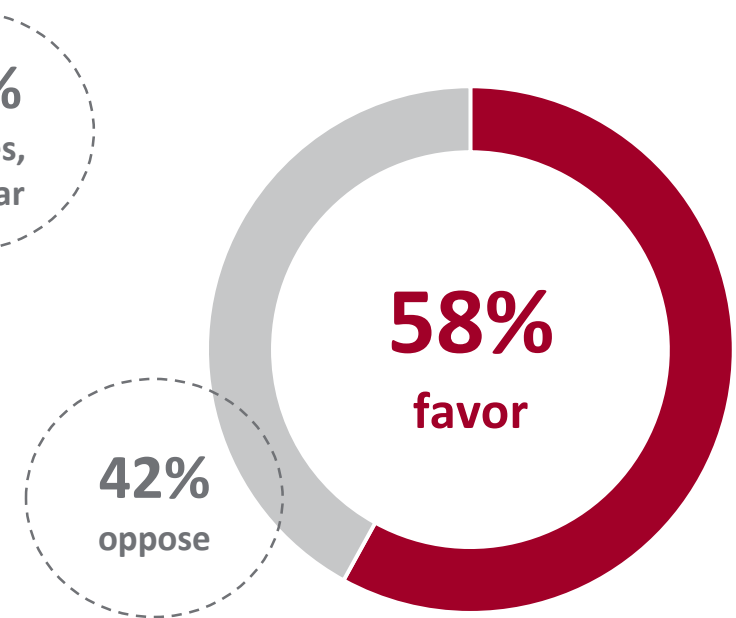
Internet access should be a right for all Americans...



Familiar with Net Neutrality and What It Refers To?



Views on Net Neutrality...



BASE: Registered Voters (n=2006)

GR1 Should internet access be a right for all Americans?

GR2 Are you familiar with the term Net Neutrality and do you know what it refers to?

GR3A Do you favor or oppose net neutrality?


# VOTERS HAVE MIXED FEELINGS ON RACIST, SEXIST, AND ANTI-SEMITIC SPEECH SHOULD BE BANNED FROM THE INTERNET

However, the vast majority support laws restricting child pornography, terrorist propaganda, and threats of violence, and believe the government should be able to remove such sites from the internet.

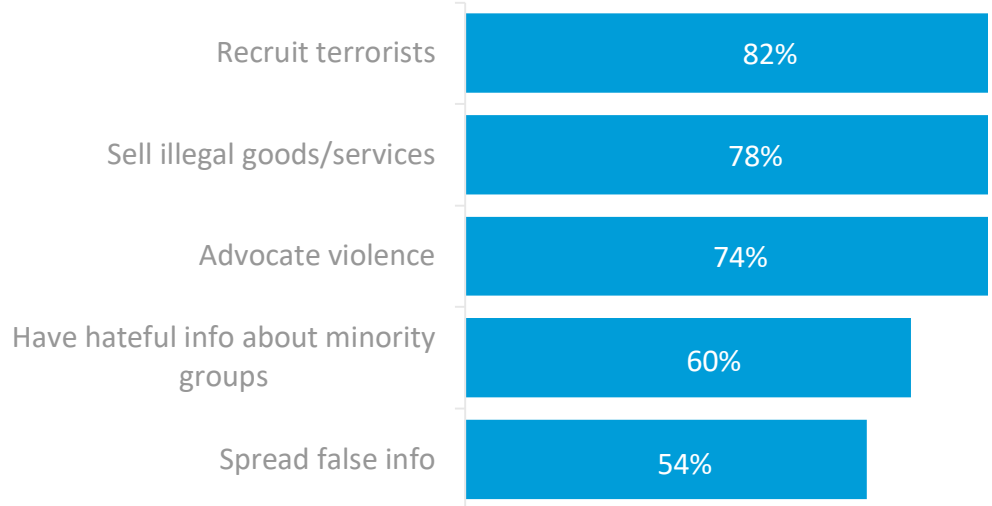
Words and phrases that convey racism, sexism, or anti-Semitism should...

**Be banned by law from the internet**

**Not be banned as that would hinder free speech**



The Government Should Be Able To Take Down Sites That...



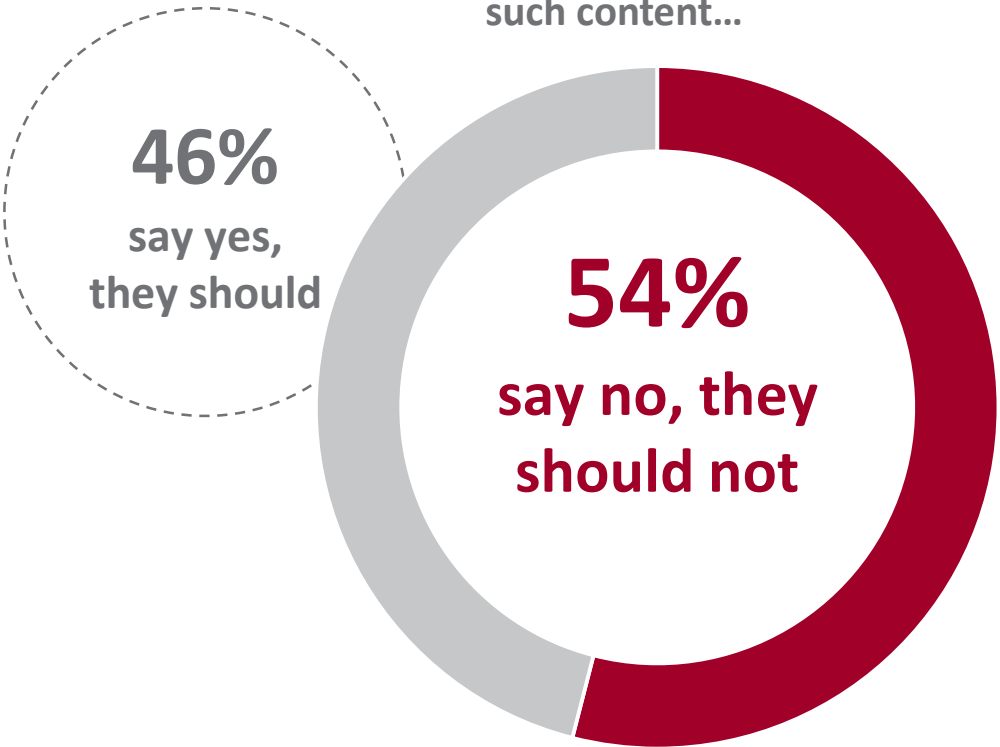
**86%**

**of voters support the government having laws that restrict or ban certain content from the internet such as child pornography, terrorist propaganda, and threats of violence**

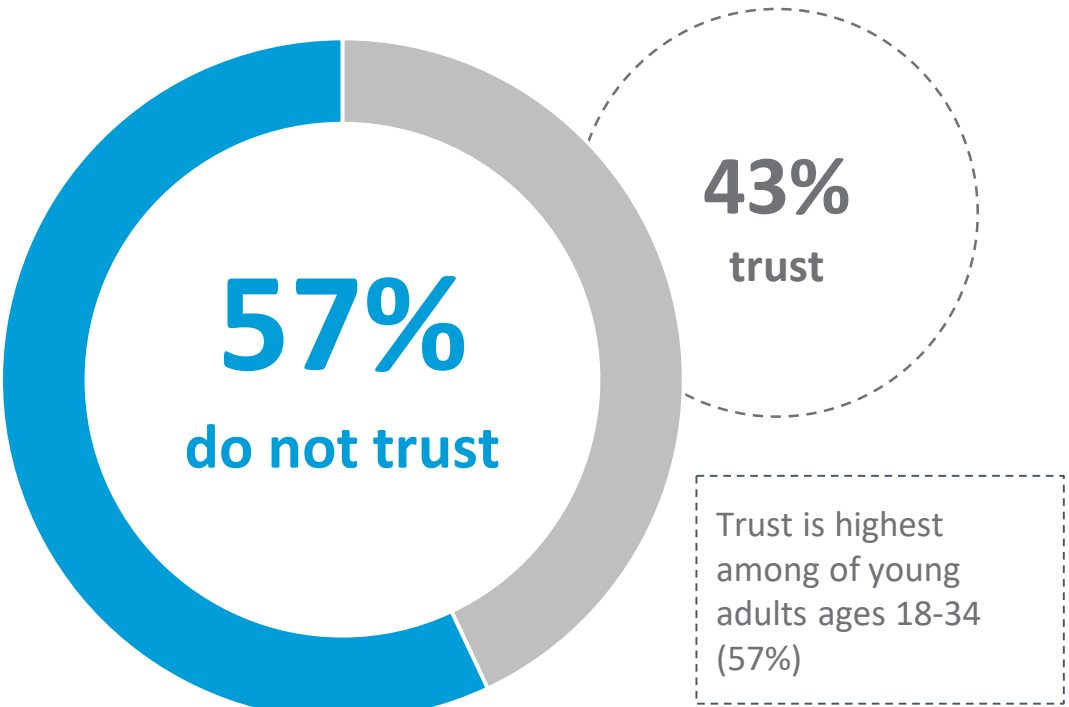
BASE: Registered Voters (n=2006)  
FS9 Should the government be able to take down websites related to the following? Please select all that apply.  
GR4 Do you support or oppose the government having laws that restrict or ban certain content from the Internet such as child pornography, terrorist propaganda, and threats of violence?  
GR5 Should words and phrases that convey racism, sexism, or anti-Semitism be banned by law from the Internet or would that hinder free speech?

# LESS THAN HALF OF VOTERS TRUST COMPANIES LIKE FACEBOOK AND GOOGLE TO BE FAIR IN DECIDING WHICH CONTENT SHOULD BE ALLOWED ON THE INTERNET

Voters' opinions on if internet companies should be able to remove otherwise lawful content from the internet because it violates their values or if they should not be able to regulate such content...



Voters' trust in companies like Facebook and Google to be fair in deciding which content should be allowed on the internet and which content should be removed...

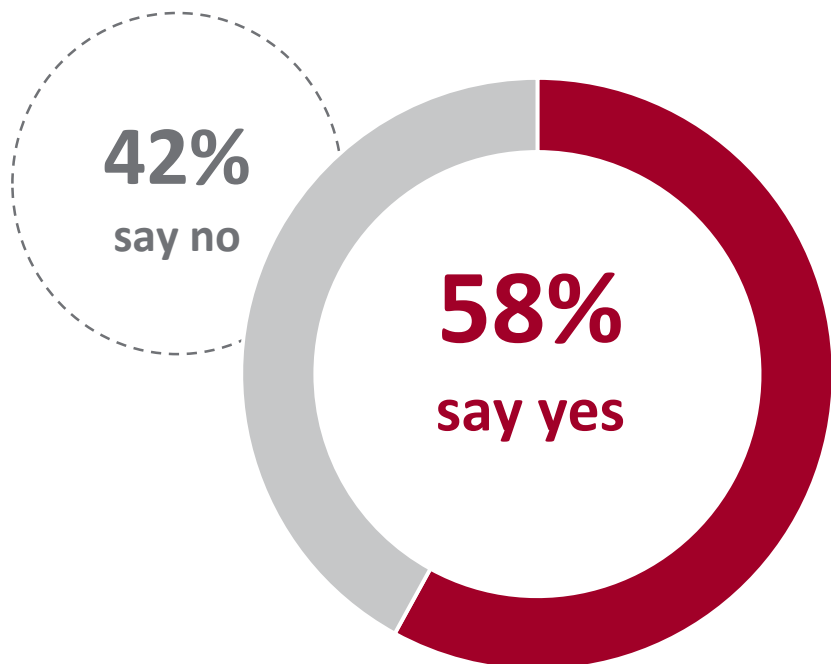


BASE: Registered Voters (n=2006)  
 GR6 Should internet companies be able to remove otherwise lawful content from the internet because it violates their values or should they not be able to regulate such content?  
 GR8 Do you trust companies like Facebook and Google to be fair in deciding which content should be allowed on the internet and which content should be removed?

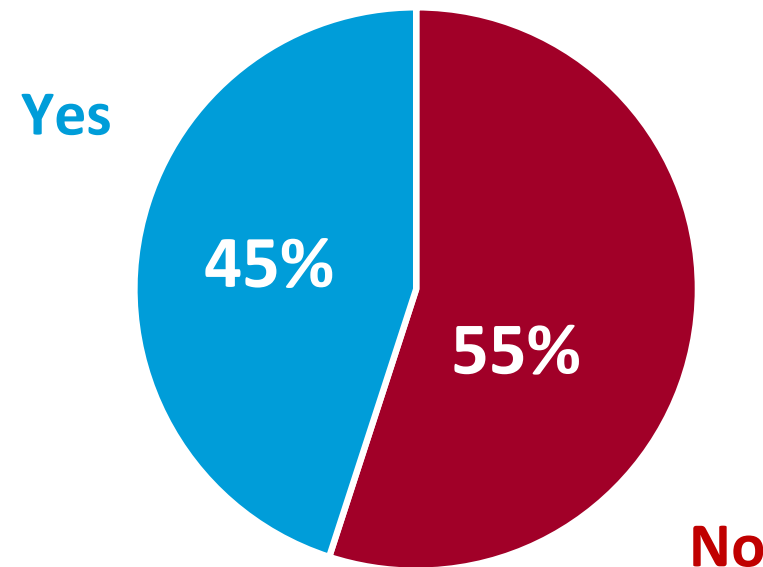
# NEARLY 3 IN 5 VOTERS THINK OTHER GOVERNMENTS SHOULD HAVE THE ABILITY TO REGULATE THE INTERNET WITHIN THEIR BORDERS

Yet voters are split on whether the U.S. government should be able to shut down the internet in a national security emergency.

Other governments should have the ability to regulate the internet within their borders...



Should the (US) government have authority to shut down Internet in emergency?



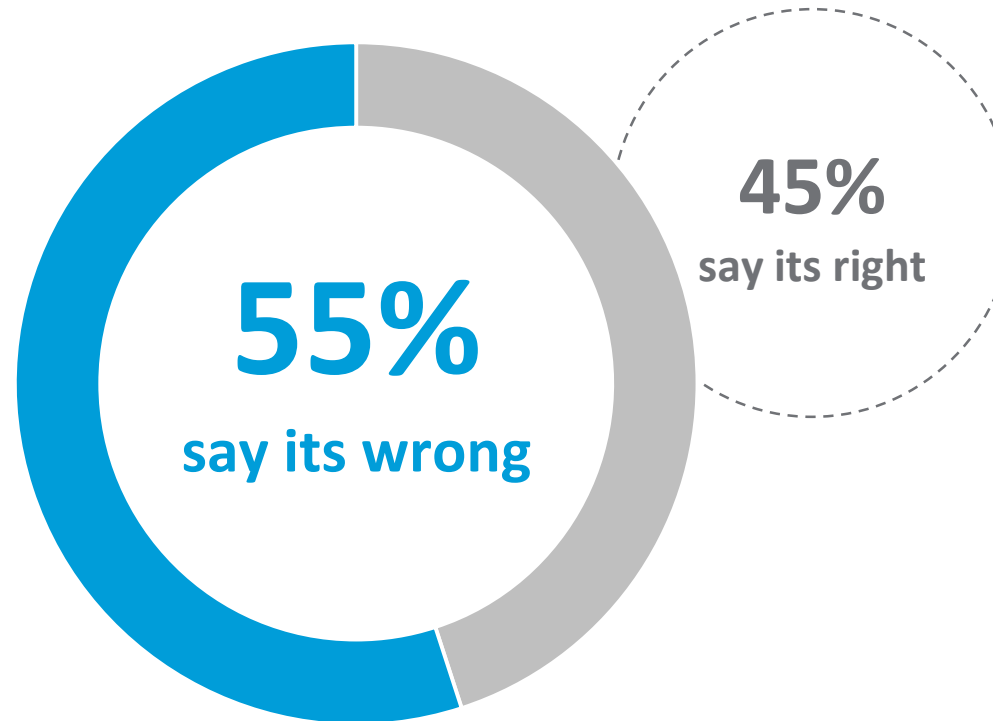
BASE: Registered Voters (n=2006)

GR9 Should other governments have the ability to regulate the internet within their borders?

FS10 In a national security emergency, should the government be able to shut down the internet or should the government not have that authority?

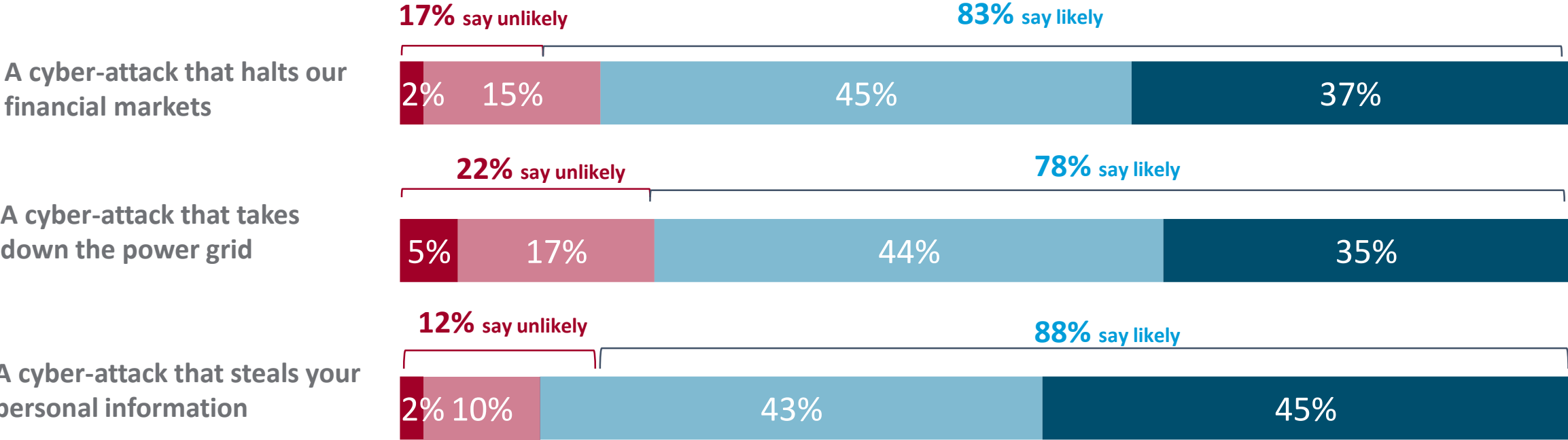
# JUST OVER HALF OF VOTERS THINK IT IS WRONG FOR NATIONAL SECURITY AGENCY TO LOG CALL DATA

Voters opinions on the national security agency logging all of the data for all of the calls made in the United States...





# MAJORITY OF VOTERS THINK A CYBER-ATTACK IS LIKELY IN THE NEXT FEW YEARS

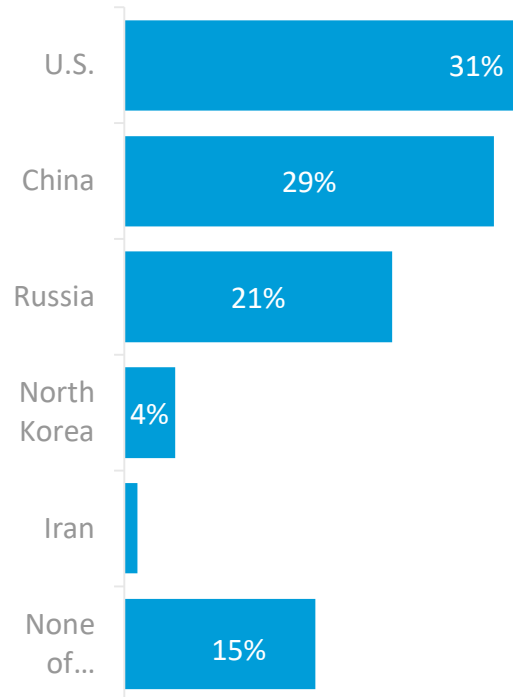



BASE: Registered Voters (n=2006)  
CS4 In the next few years, how likely is it there will be each of the following?

# NEARLY A THIRD OF VOTERS THINK THE U.S. IS THE WORLD'S STRONGEST CYBER POWER TODAY

Yet about 8 in 10 believe our defenses against cyber-attacks are too weak.

The world's strongest cyber power today is...



**81%**   
of voters  
**say our defenses  
against cyber-attacks  
are too weak**

BASE: Registered Voters (n=2006)

CS10 Who is the world's strongest cyber power today?

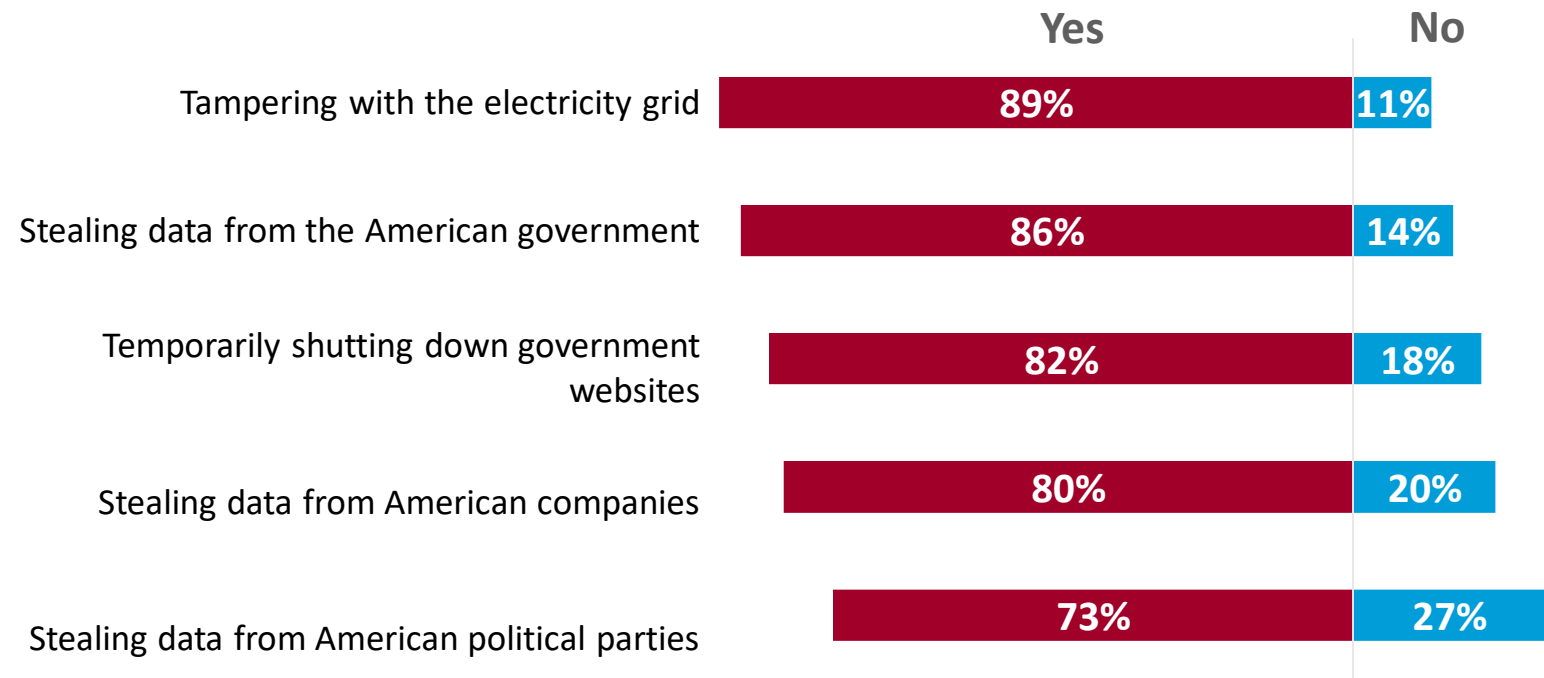
CS5 Do you think our defenses against cyber-attacks are strong enough or are too weak?

# MAJORITY OF VOTERS THINK U.S. SHOULD RETALIATE AGAINST PERPETRATORS OF CYBER-CRIMES OR CYBER-ATTACKS

More than half of voters think the U.S. should launch cyber-attacks against other countries to disable their nuclear capability.

**56%**  
of voters  
think the U.S. should launch  
cyber-attacks against other  
countries like Iran or North  
Korea to try to disable their  
nuclear capability

The U.S. should retaliate against the perpetrators of the following types of cyber-crimes or cyber-attacks...



BASE: Registered Voters (n=2006)

CS6 Do you think the United States should launch cyber-attacks against other countries like Iran or North Korea to try to disable their nuclear capability?

BASE: Registered Voters Assigned to "Retaliate" Q Text (n=1010)

CS13B Should the United States retaliate against the perpetrators of the following types of cyber-crimes or cyber-attacks?

# NEARLY 4 IN 5 VOTERS THINK U.S. SHOULD TRY TO GET ALL COUNTRIES TO BAN AND AGREE NOT TO USE CYBER-ATTACKS AS WITH CHEMICAL OR NUCLEAR WEAPONS

**Get all countries to ban cyber-attacks like chemical or nuclear weapons and agree not to use them**

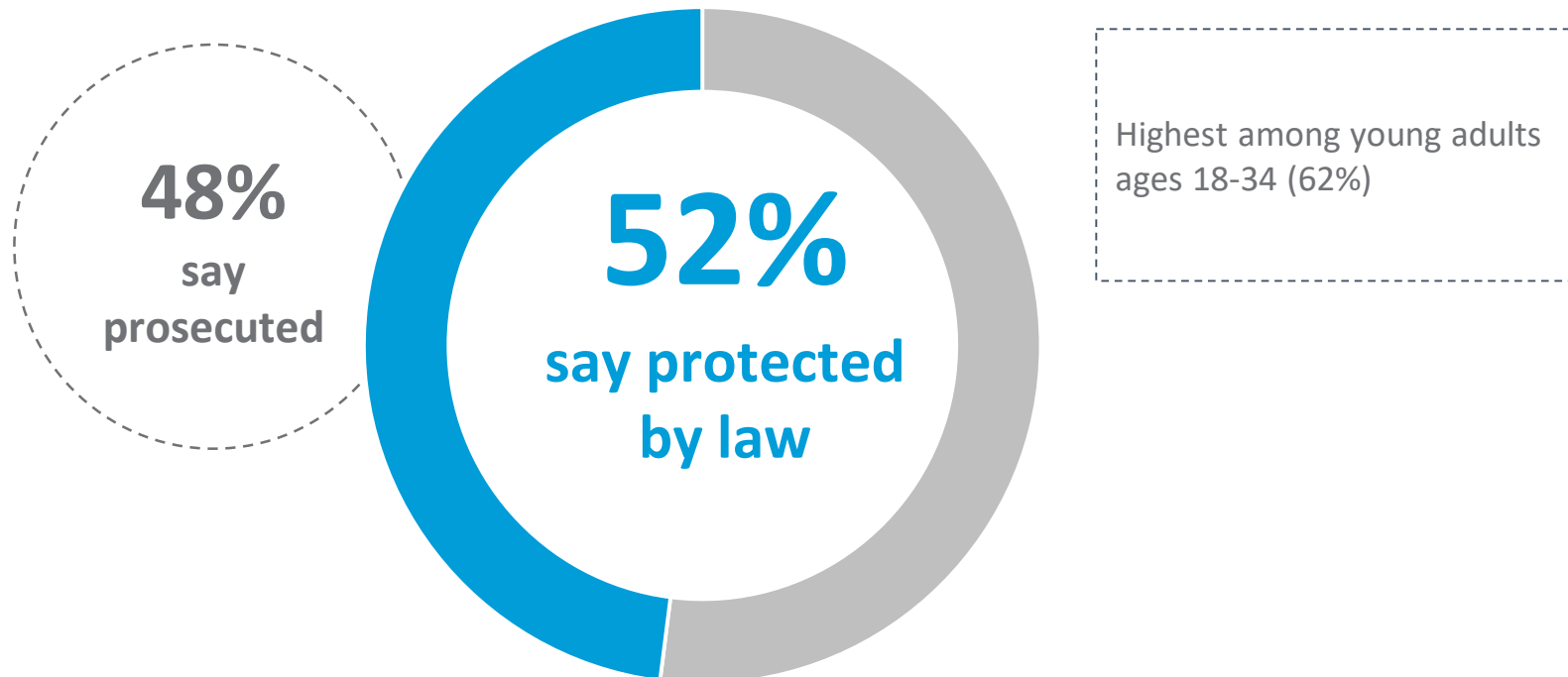
**Cyber-attacks are a fair weapon to use**



# VOTERS ARE SPLIT ON WHETHER GROUPS LIKE WIKILEAKS SHOULD BE PROTECTED BY LAW OR PROSECUTED

Just over half believe these groups should be protected by law, while nearly half feel they should be prosecuted.

Groups like WikiLeaks that receive hacked government information but did not do any hacking should be...



# OVER HALF OF VOTERS THINK WE WILL HAVE DRIVERLESS CARS IN THE NEXT DECADE

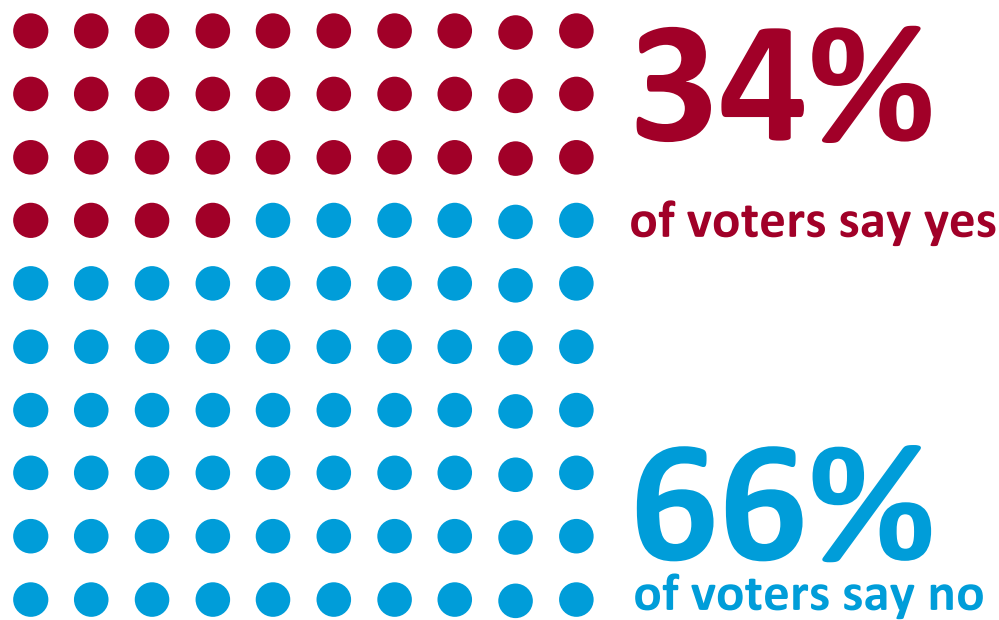
We will have driverless cars in the next...



# NEARLY TWO-THIRDS OF VOTERS THINK ARTIFICIAL INTELLIGENCE WILL THREATEN THEIR JOB

Only a third believe that AI will be a great advance that helps solve major personal and social problems.

On artificial intelligence being a great advance that helps solve major personal and social problems...



Artificial intelligence will...

Help me do my job better and be more productive

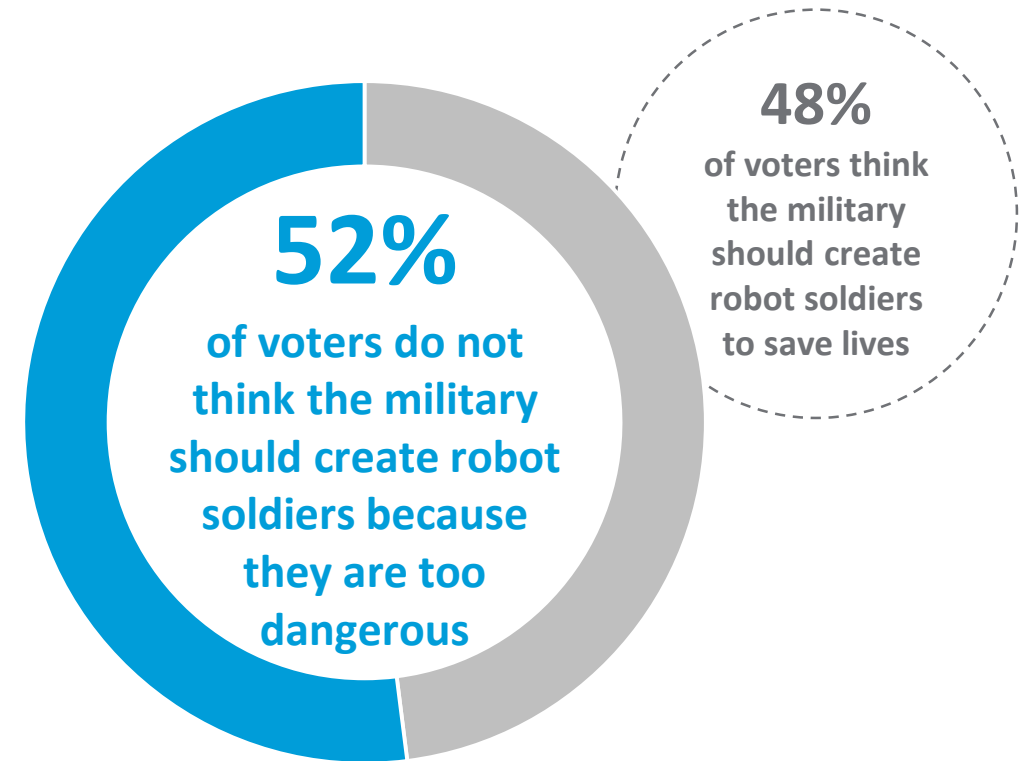
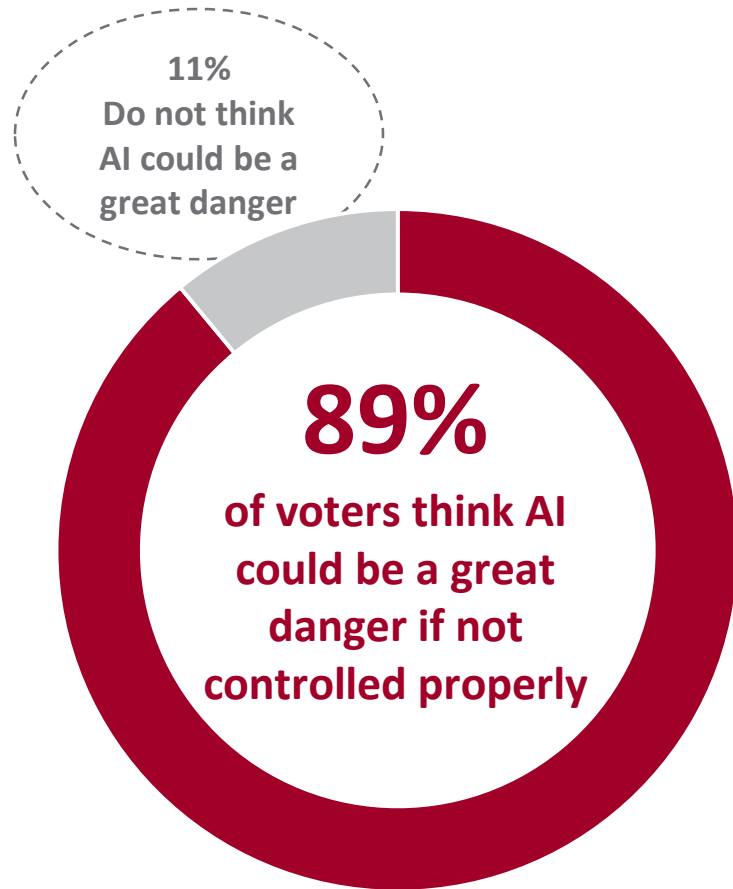
Threaten my job and my productivity



BASE: Registered Voters (n=2006)  
TE15 Do you think artificial intelligence will be a great advance that helps solve major personal and social problems?  
TE16 Do you think artificial intelligence will help you to do your job better and be more productive, or does it threaten your job and will have a negative impact on your productivity?

# MAJORITY THINK ARTIFICIAL INTELLIGENCE COULD BE A GREAT DANGER IF NOT CONTROLLED PROPERLY

However, voters are split on whether the military should create robot soldiers or not.



BASE: Registered Voters (n=2006)

TE17 Do you think artificial intelligence could be a great danger if not controlled properly?

TE18 Do you think the military should create robot soldiers to save lives in combat or not create robot soldiers because they could be too dangerous if they turn on people or are used against people?



# DEMOGRAPHICS

# DEMOGRAPHICS

	<i>Base</i>	<i>n=2006</i>
<b>AGE*</b>		
18-34		22%
35-49		23%
50-64		30%
65+		24%
<b>GENDER*</b>		
Male		48%
Female		52%
<b>EDUCATION*</b>		
Less than high school degree		4%
High school degree to less than 4 year college degree		58%
4 year college degree or more		39%

	<i>Base</i>	<i>n=2006</i>
<b>RACE/ETHNICITY*</b>		
White		72%
Black/African American		10%
Hispanic		9%
Asian or Pacific Islander		3%
Mixed race		2%
Other		4%
Decline to Answer		1%

	<i>Base</i>	<i>n=2006</i>
<b>POLITICAL PARTY</b>		
Democrat		36%
Republican		32%
Independent		29%
Other		3%
<b>LOCALE</b>		
Urban		27%
Suburban		53%
Rural		20%